

## MODEL C SERIES

### Single-In-Line

### Conformal Coated

### Capacitor Networks



#### FEATURES

- Isolated or bussed circuits
- 4 to 14 Leads

#### ELECTRICAL

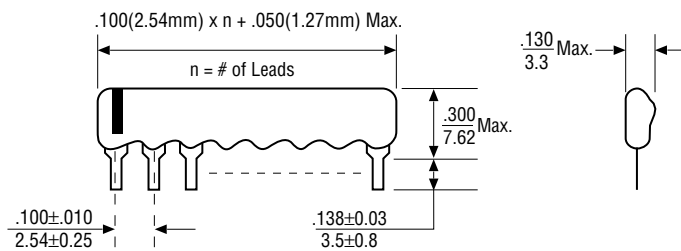
Rated Voltage	25Vdc, 50Vdc, 100Vdc			
Capacitance Range	10pF to 470,000pF (Custom 2.2pF to 10pF max.)			
Tolerance	J Tol. ±5%	K Tol. ±10%	M Tol. ±20%	Z Tol. +80% to -20%
Temperature Coefficient (% of Change)	Refer to Dielectric Table			
Operating Temperature Range	CG & X7R: -55°C to +125°C Y5V: -30°C to +85°C			

#### DIELECTRIC TABLE

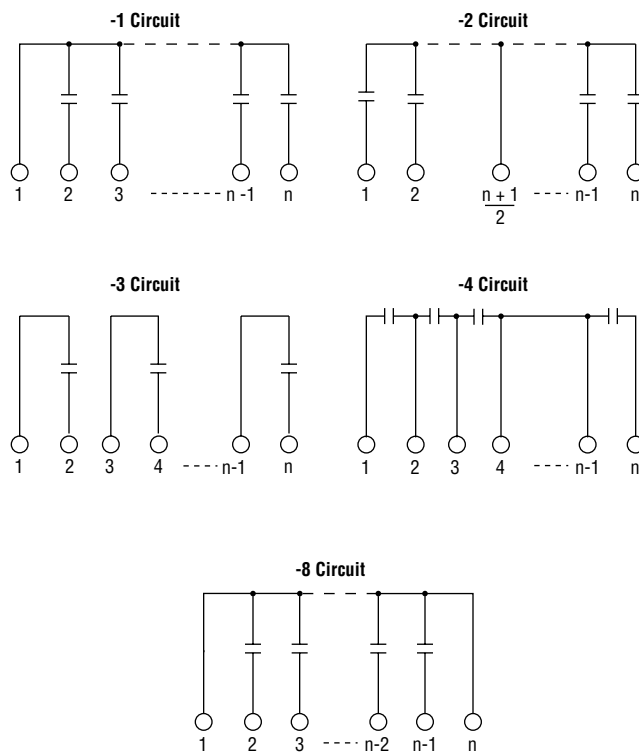
Dielectric	Characteristics	Values
X7R	±15% (-55 to +125°C)	680pF to 47nF
Y5V	+22% to -82% (-30 to +85°C)	10pF to 1,500pF
CG (NPO)	±30ppm/°C	10pF to 1,500pF

Specifications subject to change without notice.

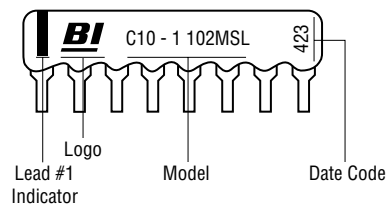
## OUTLINE DIMENSIONS (Inch/mm)



## SCHEMATICS



## TYPICAL PART MARKING



## ORDERING INFORMATION

