

Totalizers mechanic

Stroke, meter and revolution counters

Display 7-digits, reset by key

H 400, M 400, U 400, U 401



H 400 - Stroke counter



M 400 - Meter counter



U 400 - Revolution counter

Features

- Stroke, meter and revolution counters
- Adding
- Display 7-digits
- Reset by key

Technical data - mechanical design

| | |
|---------------------------|---|
| Number of digits | 7-digits |
| Digit height | 7 mm |
| Reset | Reset by detachable key |
| Operating temperature | 0...+60 °C |
| Housing type | Surface mount housing with mounting plate |
| Housing colour | Grey |
| Dimensions W x H x L | 106 x 64 x 45 mm |
| Dimensions mounting plate | 120 x 64 mm |
| Mounting | Base plate, 4 mounting holes |
| Weight approx. | 350 g |
| Materials | Housing: Hostaform POM, grey Base plate: Steel zinc-coated |

Totalizers mechanic

Stroke, meter and revolution counters

Display 7-digits, reset by key

H 400, M 400, U 400, U 401

Technical data - mechanical design

H 400

| | |
|------------------|--|
| Function | Stroke counter |
| Display | White numbers on black |
| Count mode | Adding in a stroke direction to be indicated. 1 stroke = 1 count |
| Drive shaft | Both sides, $\varnothing 7$ mm |
| Stroke | $>38^\circ$ to $<60^\circ$ |
| Stroke lever | To be positioned on shaft at will. Stroke lever relocates automatically to start position. |
| Stroke frequency | ≤ 500 strokes/min |
| Measuring range | 9 999 999 |

M 400

| | |
|---------------------|--|
| Function | Meter counter |
| Display | White numbers on black Decimal digits in red |
| Count mode | Adding in a rotational direction to be indicated, subtracting in reverse direction. 2 revs. = 10 counts |
| Drive shaft | Both sides, $\varnothing 7$ mm |
| Measuring speed | <100 m/min (measuring wheel) |
| Measuring precision | 1 dm |
| Measuring range | 999 999.9 m |

U 400


| | |
|-----------------|---|
| Function | Revolution counter |
| Display | White numbers on black |
| Count mode | Adding in a rotational direction to be indicated, subtracting in reverse direction or always adding. 1 rev. = 1 count |
| Drive shaft | Both sides, $\varnothing 7$ mm |
| Operating speed | ≤ 1000 rpm |
| Measuring range | 9 999 999 |

U 401


| | |
|-----------------|--|
| Function | Revolution counter |
| Display | White numbers on black |
| Count mode | Adding in a rotational direction to be indicated, subtracting in reverse direction. 1 rev. = 1 count |
| Drive shaft | Centered below, $\varnothing 7$ mm |
| Operating speed | ≤ 1000 rpm |
| Measuring range | 9 999 999 |

Direction of strokes and rotation

H 400, M 400, U 400

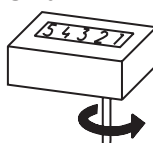


Away from user
Sense of rotation or
stroke direction I

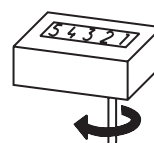


Towards user
Sense of rotation or
stroke direction II

U 401



Sense of rotation I



Sense of rotation II

Accessories

Measuring wheels for M 400

| | |
|-----------|---|
| MR512.07A | Circumf. 50 cm, knurled aluminium |
| MR542.07D | Circumf. 50 cm, smooth Hytrel TPE-E |
| MR552.07A | Circumf. 50 cm, smooth Vulkollan PUR |
| MR562.07A | Circumf. 50 cm, knopped rubber NBR Nitril |
| MR592.07D | Circumf. 50 cm, grooved Hytrel TPE-E |

Totalizers mechanic

Stroke, meter and revolution counters

Display 7-digits, reset by key

H 400, M 400, U 400, U 401

Part number

Stroke counter

H 400. 010 A 02

Display / direction of stroke

- A 7-digits 9 999 999 / I
- B 7-digits 9 999 999 / II

Count mode / drive

- 02 1 stroke = 1 digit / drive shaft on both sides

Housing

- A Surface mount housing, grey

Reset

- 010 With detachable key

Revolution counter

U 400.0 0 A

Display / direction of rotation

- C 7-digits 9999999 / I
- D 7-digits 9999999 / II

Count mode / drive

- 01 1 revolution = 1 digit / drive shaft at right always adding
- 02 1 revolution = 1 digit / drive shaft at right adding / subtracting

Housing

- A Surface mount housing, grey

Reset / count mode

- 1 With detachable key / adding
Subtracting: only first digit down to 0 or always adding
- 2 With detachable key / adding - subtracting

Meter counter

M 400.0 0 03

Display / direction of rotation

- C 7-digits 999999.9 / I
- D 7-digits 999999.9 / II

Count mode / drive

- 03 2 revolutions = 10 digits = 1.0 m / drive shaft on both sides

Housing

- A Surface mount housing, grey
- B Surface mount housing with hinge plate

Reset / count mode

- 1 With detachable key / adding
Subtracting: only first digit down to 0
- 2 With detachable key / adding - subtracting

Revolution counter

U 401.0 0 A 01

Display / direction of rotation

- A 7-digits 9 999 999 / I
- B 7-digits 9 999 999 / II

Count mode / drive

- 01 1 revolution = 1 digit / drive shaft at bottom

Housing

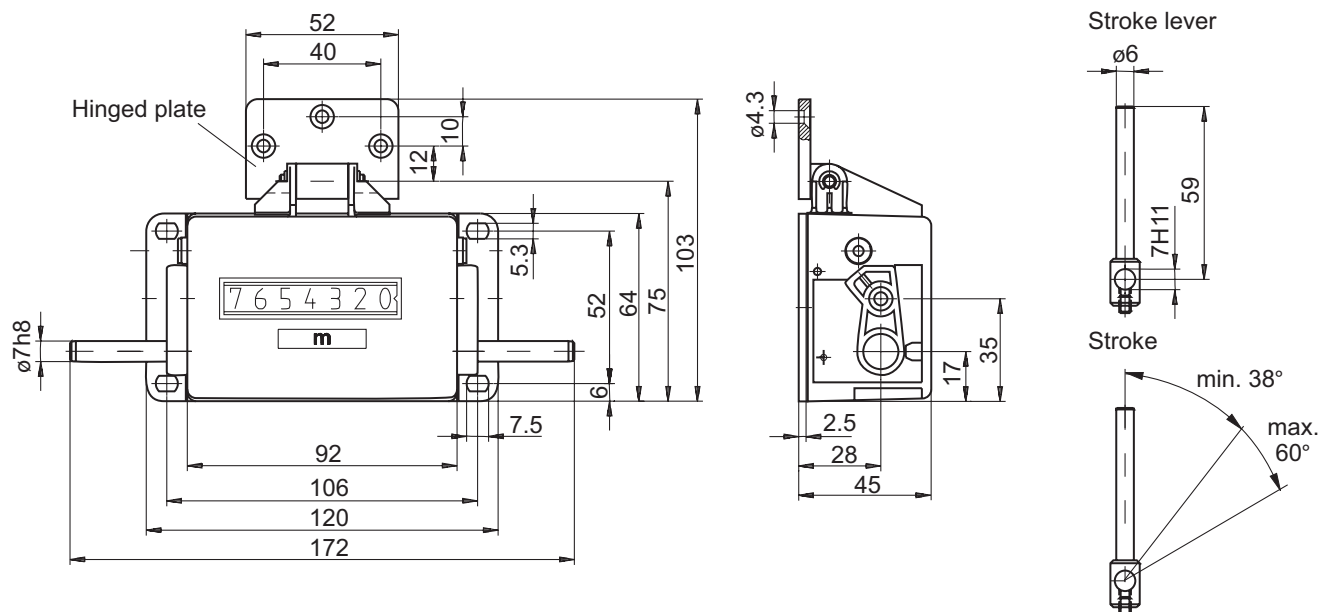
- A Surface mount housing, grey

Reset / count mode

- 1 With detachable key / adding
Subtracting: only first digit down to 0
- 2 With detachable key / adding - subtracting

Dimensions

H 400, M 400, U 400



U 401

