

GA202TXV1SZ

OPIC Light Detector

* OPIC Light Detector for Dual-wavelength Laser Diode

Features

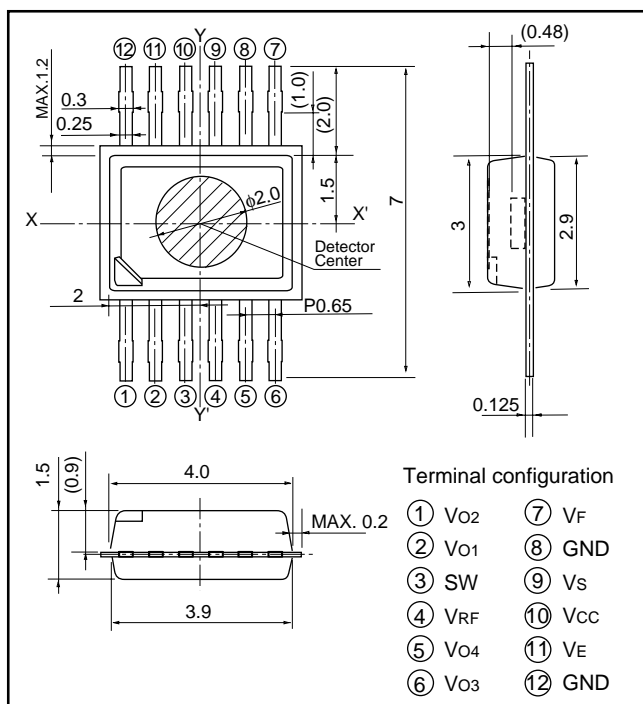
- (1) Suitable for Dual-wavelength laser diode
- (2) Compact and thin package
(Package dimensions : $4.0 \times 2.9 \times 1.5\text{mm}$)
- (3) OPIC light detector
(Integrates 10-division PIN photodiode.IC onto a single chip)
DVD Player : 6 \times speed reading

Applications

- (1) DVD Player

Outline Dimensions

(Unit:mm)



* "OPIC" (Optical IC) is a trademark of SHARP Corporation.
An OPIC consists of a light-detecting element and a signal-processing circuit integrated onto a single chip.

Specifications

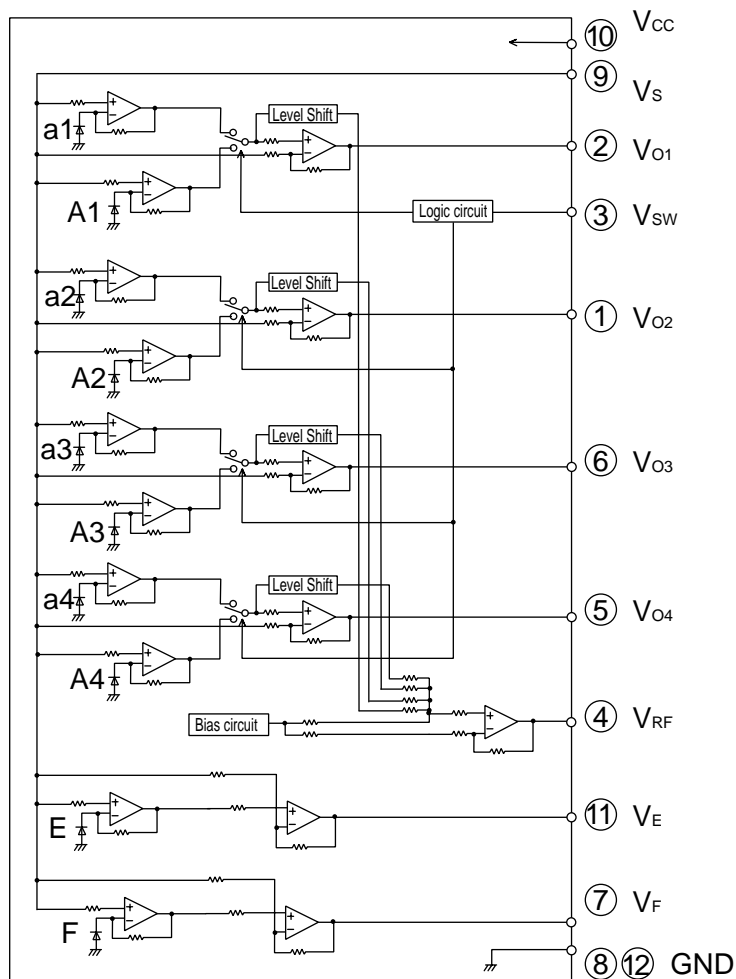
(Ta=25°C)

Parameter	Symbol	Characteristics	Condition
Supply voltage	Vcc	4.5 to 5.5 V	—
Output off-set voltage	Vod	± 20 mV	Vo1 ~ Vo4, Vs base
Sensitivity	RP	TYP. 34.2 mV/ μ W	$\lambda = 780$ nm, Vo1~Vo4
		TYP. 29.1 mV/ μ W	$\lambda = 650$ nm, Vo1~Vo4
Response frequency	fc	MIN. 30 MHz	$\lambda = 780$ nm, Vo1~Vo4
		MIN. 40 MHz	$\lambda = 650$ nm, Vo1~Vo4
Maximum output amplitude	VOH	MIN. 3.8V	Vo1~Vo4
Output noise level	Vn	TYP. - 78 dBm	Vo1~Vo4, f=27 MHz,BW=30 kHz
Operating temperature	Topr	- 30 to + 80°C	—

(Notice)

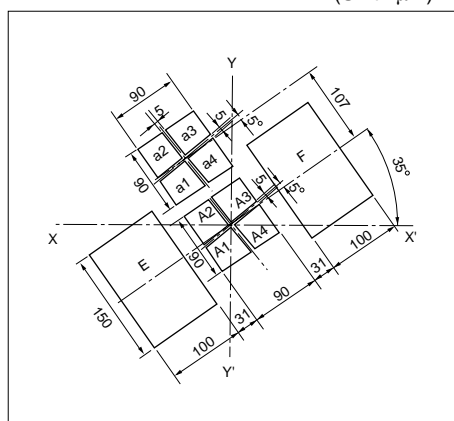
- In the absence of confirmation by device specification sheets, SHARP takes no responsibility for any defects that may occur in equipment using any SHARP devices shown in catalogs, data books, etc. Contact SHARP in order to obtain the latest device specification sheets before using any SHARP device.
- Specifications are subject to change without notice for improvement.
- (Internet)
- Data for Sharp's optoelectronic/power devices is provided on internet. (Address <http://sharp-world.com/ecg/>)

Internal Block Diagram



Detecting Pattern of Photodiode

(Unit : μm)



As of September, 2002

NOTICE

- The circuit application examples in this publication are provided to explain representative applications of SHARP devices and are not intended to guarantee any circuit design or license any intellectual property rights. SHARP takes no responsibility for any problems related to any intellectual property right of a third party resulting from the use of SHARP's devices.
- Contact SHARP in order to obtain the latest device specification sheets before using any SHARP device. SHARP reserves the right to make changes in the specifications, characteristics, data, materials, structure, and other contents described herein at any time without notice in order to improve design or reliability. Manufacturing locations are also subject to change without notice.
- Observe the following points when using any devices in this publication. SHARP takes no responsibility for damage caused by improper use of the devices which does not meet the conditions and absolute maximum ratings to be used specified in the relevant specification sheet nor meet the following conditions:
 - (i) The devices in this publication are designed for use in general electronic equipment designs such as:
 - Personal computers
 - Office automation equipment
 - Telecommunication equipment [terminal]
 - Test and measurement equipment
 - Industrial control
 - Audio visual equipment
 - Consumer electronics
 - (ii) Measures such as fail-safe function and redundant design should be taken to ensure reliability and safety when SHARP devices are used for or in connection with equipment that requires higher reliability such as:
 - Transportation control and safety equipment (i.e., aircraft, trains, automobiles, etc.)
 - Traffic signals
 - Gas leakage sensor breakers
 - Alarm equipment
 - Various safety devices, etc.
 - (iii) SHARP devices shall not be used for or in connection with equipment that requires an extremely high level of reliability and safety such as:
 - Space applications
 - Telecommunication equipment [trunk lines]
 - Nuclear power control equipment
 - Medical and other life support equipment (e.g., scuba).
- If the SHARP devices listed in this publication fall within the scope of strategic products described in the Foreign Exchange and Foreign Trade Law of Japan, it is necessary to obtain approval to export such SHARP devices.
- This publication is the proprietary product of SHARP and is copyrighted, with all rights reserved. Under the copyright laws, no part of this publication may be reproduced or transmitted in any form or by any means, electronic or mechanical, for any purpose, in whole or in part, without the express written permission of SHARP. Express written permission is also required before any use of this publication may be made by a third party.
- Contact and consult with a SHARP representative if there are any questions about the contents of this publication.