



---

## 4-Channel Audio Processor

---

## PT2313L

---

### Description

PT2313L is a four-channel digital control audio processor utilizing CMOS Technology. Volume, Bass, Balance, Front/Rear Fader Processor, Selectable Input Gain are incorporated into a single chip having the highest performance and reliability with the least external components. All functions are programmable using the I<sup>2</sup>C Bus. PT2313L is housed in 20-pin or 28-pin DIP/SOP Package. The 28-pin version provides additional Two Band Tone Control and Loudness Function and is pin-to-pin compatible with TDA7313. Pin assignments and application circuits are optimized for easy PCB layout and cost saving advantages.

### Features

- CMOS Technology
- Least External Components
- Treble and Bass Control (available only in the 28-pin version)
- Loudness Function (available only in the 28-pin version)
- 3 Stereo Inputs with Selectable Input Gain
- Input/Output for External Noise Reduction System/Equalizer
- 4 Independent Speaker Controls for Fader and Balance
- Independent Mute Function
- Volume Control in 1.25 dB/step
- Low Distortion
- Low Noise and DC Stepping
- Controlled by I<sup>2</sup>C Bus Micro-Processor Interface
- Pin-to-Pin Compatible with TDA7313 (for 28-pin version)

### Applications

- Car Stereo (Audio)
- Hi-Fi Audio System
- LCD Monitor

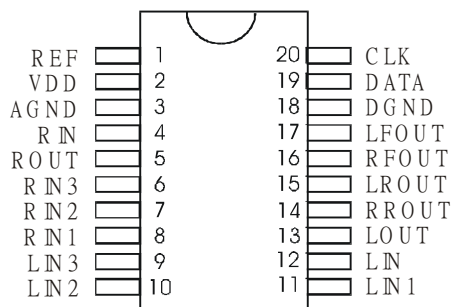
Note: Purchase of I<sup>2</sup>C Component of Princeton Technology Corporation (PTC) conveys a license under Philips I<sup>2</sup>C Patent Right to use these components in any I<sup>2</sup>C System, provided that the system conforms to the I<sup>2</sup>C Standard Specification defined by Philips



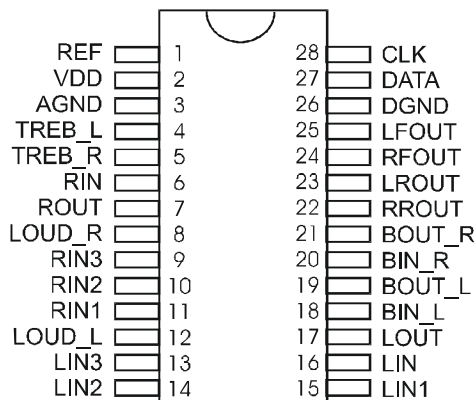
## 4-Channel Audio Processor

## PT2313L

### Pin Configurations



PT2313L -20



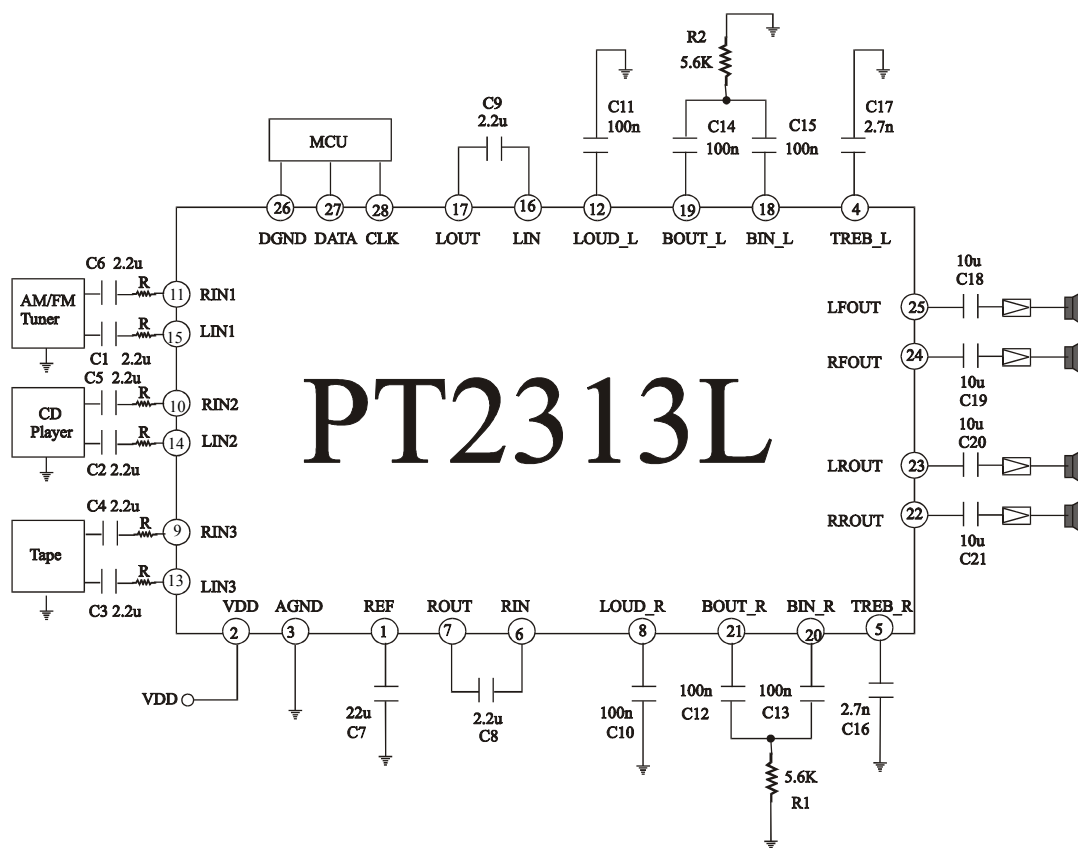
PT2313L



## 4-Channel Audio Processor

## PT2313L

### Application Circuit (PT2313L 28-Pin Version)



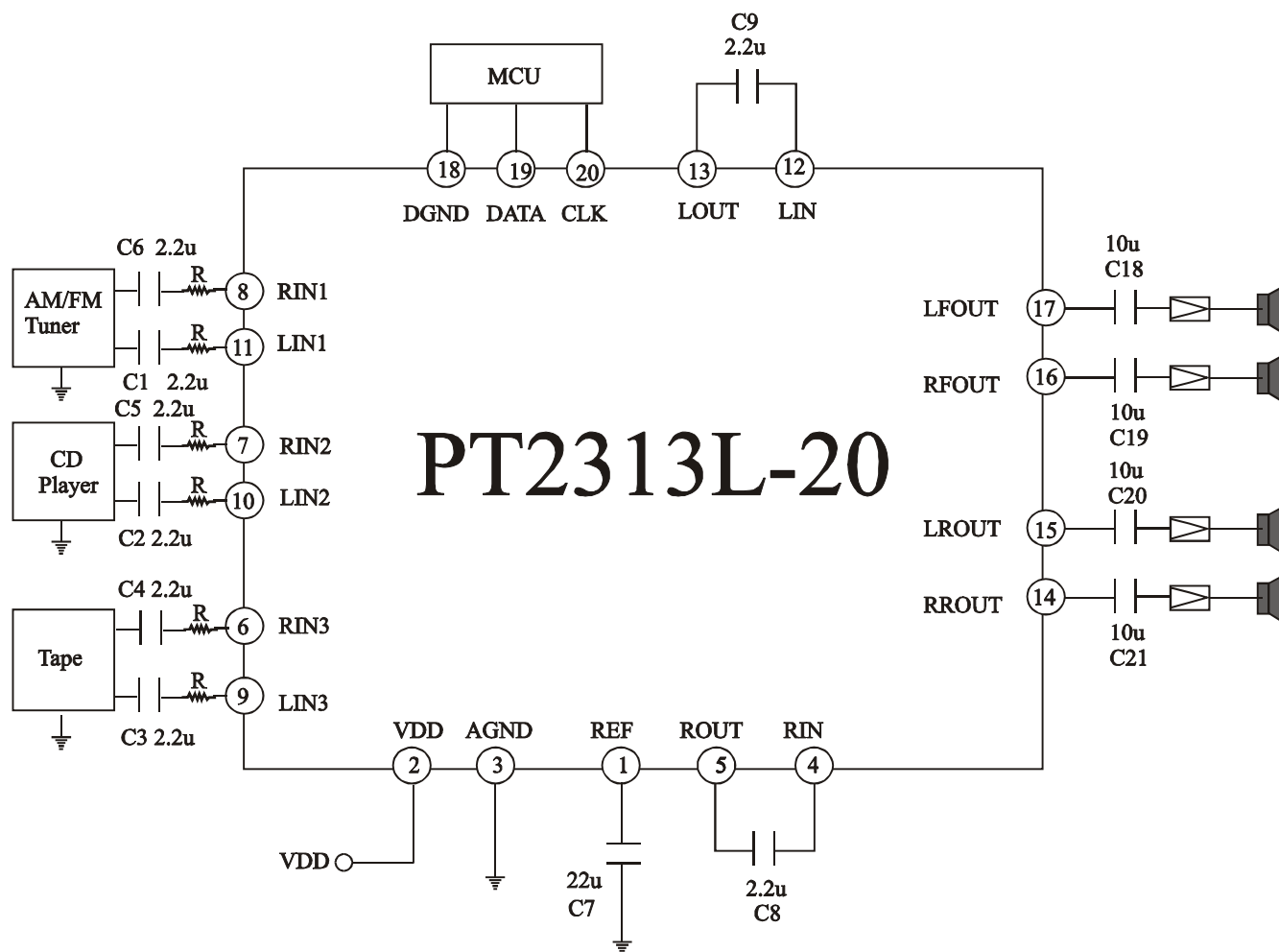
- Notes:
1. The Resistor ( R ) Range = 2.0K Ohms to 3.6 K Ohms.
  2. Resistor ( R ) Recommended Value = 2.4 K Ohms



## 4-Channel Audio Processor

## PT2313L

### Application Circuit (PT2313L 20-Pin Version)



Notes: 1. The Resistor ( R ) Range = 2.0K Ohms to 3.6 K Ohms.

2. Resistor ( R ) Recommended Value = 2.4 K Ohms



---

## 4-Channel Audio Processor

---

**PT2313L**

---

### Order Information

Valid Part Number	Package Type
PT2313L-D	28 Pins, DIP (300 mil)
PT2313L	28 Pins, SOP (300 mil)
PT2313L-20	20 Pins, SSOP (150 mil)