

Performance Characteristics:

Electrical Characteristics

Insulation Resistance: 5000 MΩMin
 Dielectric Withstanding Voltage: 1000V AC Min
 at Sea Level
 Voltage Rating: 250V AC
 Temperature Rating: -55°C to + 105°C

Mechanical Characteristics

Contact Retention: 2 Lbs. Min

Materials

Insulators: Thermoplastic Nylon, UL 94V-0, Molded Black
 Contact: Phosphor Bronze 15 μ" Hard Gold Overall

Dimensions

Circuits	Dim. A*	Dim. B*	Circuits	Dim. A*	Dim. B*
2	.100 2 54	.190 4 83	3	.200 5 08	.290 7 37
*For circuit sizes 4 through 40 add .100" or 2 54mm for each additional pin					

HB/HC Series

Break Away Header

.025" (0.64mm) Square Posts

P/N Description

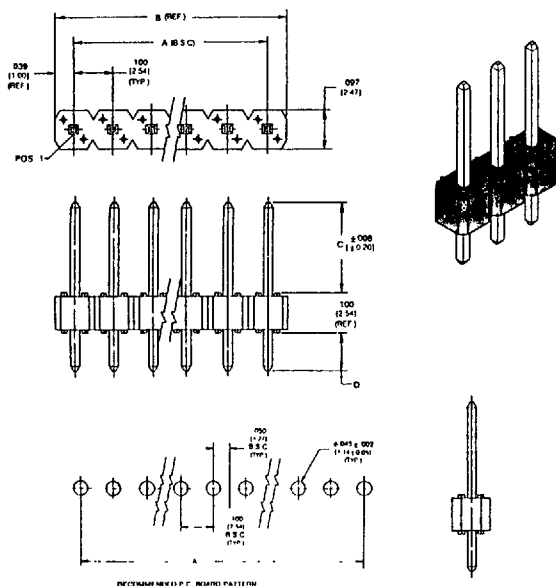
HB 12 20 1

1	2	3	4
---	---	---	---

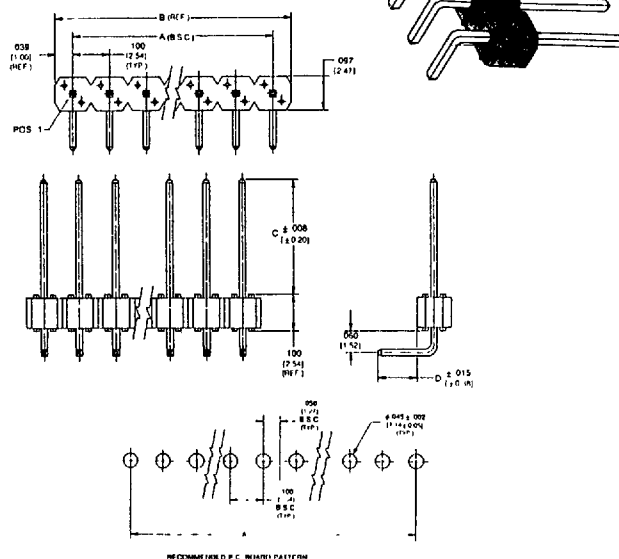
- | | |
|---|---|
| 1 Series Prefix
HB: Single Row
HC: Double Row | 4 Contact Finish
0: Tin/Lead
1: Gold Flash
7: 15μ" Gold Plating
3: 30μ" Gold Plating |
| 2 Termination Style
See Chart Below | |
| 3 Contact Positions
Insert Number of Single Row
Circuits of 1 through 40 | |

Mating Length:		C: .230	C: .230	C: .318	C: .318
Tail Length:		D: .110	D: .125	D: .110	D: .125
Termination Style	Contact Finish	P/N	P/N	P/N	P/N
Single Row Straight	Tin/Lead	HB11XX0	HB12XX0	HB08XX0	HB13XX0
	Gold Flash	HB11XX1	HB12XX1	HB08XX1	HB13XX1
	15μ" Gold	HB11XX7	HB12XX7	HB08XX7	HB13XX7
	30μ" Gold	HB11XX3	HB12XX3	HB08XX3	HB13XX3
Single Row Right Angle	Tin/Lead	HB02XX0	HB14XX0	HB04XX0	HB15XX0
	Gold Flash	HB02XX1	HB14XX1	HB04XX1	HB15XX1
	15μ" Gold	HB02XX7	HB14XX7	HB04XX7	HB15XX7
	30μ" Gold	HB02XX3	HB14XX3	HB04XX3	HB15XX3
Double Row Straight	Tin/Lead	HC11XX0	HC12XX0	HC08XX0	HC13XX0
	Gold Flash	HC11XX1	HC12XX1	HC08XX1	HC13XX1
	15μ" Gold	HC11XX7	HC12XX7	HC08XX7	HC13XX7
	30μ" Gold	HC11XX3	HC12XX3	HC08XX3	HC13XX3
Double Row Right Angle	Tin/Lead	HC02XX0	HC14XX0	HC04XX0	HC15XX0
	Gold Flash	HC02XX1	HC14XX1	HC04XX1	HC15XX1
	15μ" Gold	HC02XX7	HC14XX7	HC04XX7	HC15XX7
	30μ" Gold	HC02XX3	HC14XX3	HC04XX3	HC15XX3

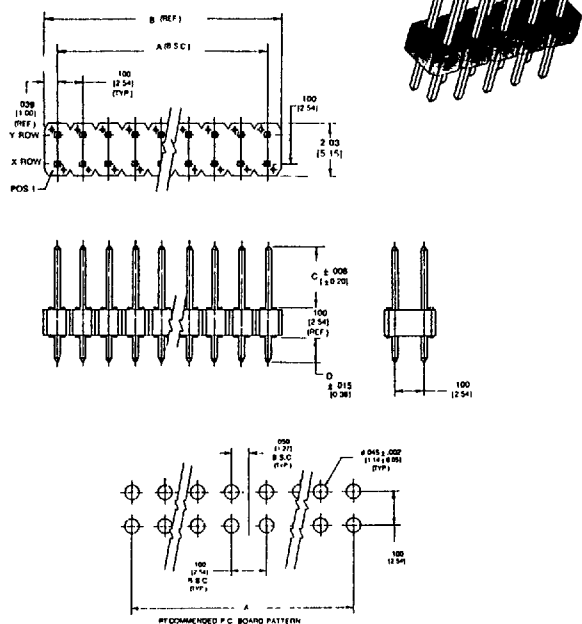
Single Row Straight HB 08, 11, 12, 13 Series



Single Row Right Angle HB 02, 04, 14, 15 Series



Single Row Straight HC 08, 11, 12, 13 Series



Single Row Right Angle HC 02, 04, 14, 15 Series

