

Advance Information

Complementary Silicon Power Transistors

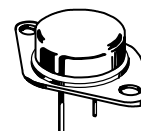
The MJ15011 and MJ15012 are PowerBase power transistors designed for high-power audio, disk head positioners, and other linear applications. These devices can also be used in power switching circuits such as relay or solenoid drivers, dc-to-dc converters or inverters.

- High Safe Operating Area (100% Tested)
1.2 A @ 100 V
- Completely Characterized for Linear Operation
- High DC Current Gain and Low Saturation Voltage
 $h_{FE} = 20$ (Min) @ 2 A, 2 V
 $V_{CE(sat)} = 2.5$ V (Max) @ $I_C = 4$ A, $I_B = 0.4$ A
- For Low Distortion Complementary Designs

NPN
MJ15011*
PNP
MJ15012*

*Motorola Preferred Device

10 AMPERE
COMPLEMENTARY
POWER TRANSISTORS
250 VOLTS
200 WATTS



CASE 1-07
TO-204AA
(TO-3)

MAXIMUM RATINGS

Rating	Symbol	Value	Unit
Collector-Emitter Voltage	V_{CEO}	250	Vdc
Collector-Emitter Voltage	V_{CEX}	250	Vdc
Emitter-Base Voltage	V_{EB}	5	Vdc
Collector Current — Continuous	I_C	10	Adc
— Peak (1)	I_{CM}	15	
Base Current — Continuous	I_B	2	Adc
— Peak (1)	I_{BM}	5	
Emitter Current — Continuous	I_E	12	Adc
— Peak (1)	I_{EM}	20	
Total Power Dissipation @ $T_C = 25^\circ\text{C}$ Derate above 25°C	P_D	200 1.14	Watts W/ $^\circ\text{C}$
Operating and Storage Junction Temperature Range	T_J, T_{stg}	-65 to +200	$^\circ\text{C}$

THERMAL CHARACTERISTICS

Characteristic	Symbol	Max	Unit
Thermal Resistance, Junction to Case	$R_{\theta JC}$	0.875	$^\circ\text{C/W}$
Maximum Lead Temperature for Soldering Purposes	T_L	265	$^\circ\text{C}$

(1) Pulse Test: Pulse Width = 5 ms, Duty Cycle $\leq 10\%$.

This document contains information on a new product. Specifications and information herein are subject to change without notice.

Preferred devices are Motorola recommended choices for future use and best overall value.

ELECTRICAL CHARACTERISTICS ($T_C = 25^\circ\text{C}$ unless otherwise noted)

Characteristic	Symbol	Min	Max	Unit
OFF CHARACTERISTICS				
Collector–Emitter Breakdown Voltage (1) ($I_C = 100\text{ mA}$)	$V_{(BR)CEO}$	250	—	Vdc
Collector Cutoff Current ($V_{CE} = 200\text{ Vdc}$)	I_{CEO}	—	1	mAdc
Collector Cutoff Current ($V_{CE} = 250\text{ Vdc}$, $V_{BE(off)} = 15\text{ Vdc}$)	I_{CEX}	—	500	μAdc
Emitter Cutoff Current ($V_{BE} = 5\text{ Vdc}$)	I_{EBO}	—	500	μAdc

ON CHARACTERISTICS (1)

DC Current Gain ($I_C = 2\text{ Adc}$, $V_{CE} = 2\text{ Vdc}$) ($I_C = 4\text{ Adc}$, $V_{CE} = 2\text{ Vdc}$)	h_{FE}	20 5	100 —	—
Collector–Emitter Saturation Voltage ($I_C = 2\text{ Adc}$, $I_B = 0.2\text{ Adc}$) ($I_C = 4\text{ Adc}$, $I_B = 0.4\text{ Adc}$)	$V_{CE(sat)}$	— —	0.8 2.5	Vdc
Base–Emitter On Voltage ($I_C = 4\text{ Adc}$, $V_{CE} = 2\text{ Vdc}$)	$V_{BE(on)}$	—	2	Vdc

DYNAMIC CHARACTERISTICS

Output Capacitance ($V_{CB} = 10\text{ Vdc}$, $f = 1\text{ MHz}$)	C_{ob}	—	750	pF
---	----------	---	-----	----

SECOND BREAKDOWN

Second Breakdown Collector Current with Base Forward Biased ($V_{CE} = 40\text{ Vdc}$, $t = 0.5\text{ s}$) ($V_{CE} = 100\text{ Vdc}$, $t = 0.5\text{ s}$)	$I_{S/b}$	5 1.4	— —	Adc
--	-----------	----------	--------	-----

(1) Pulse Test: Pulse Width = $300\text{ }\mu\text{s}$, Duty Cycle $\leq 2\%$.

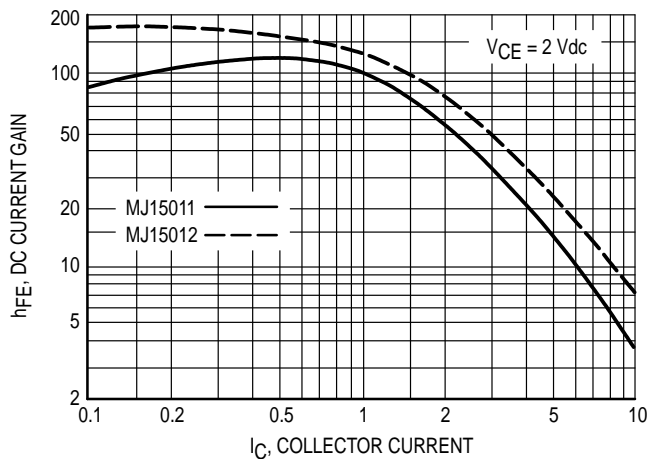


Figure 1. DC Current Gain

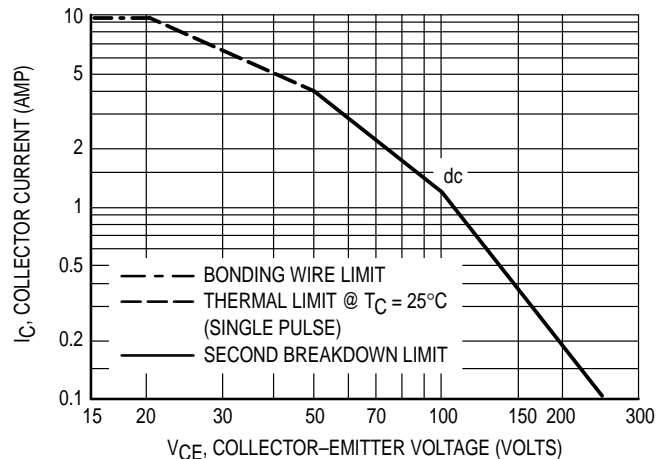
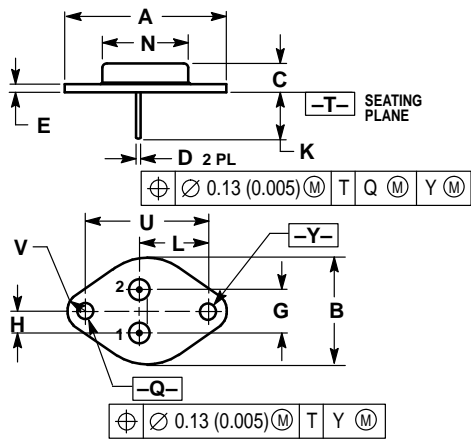


Figure 2. Active Region Safe Operating Area

PACKAGE DIMENSIONS




- NOTES:
- 1. DIMENSIONING AND TOLERANCING PER ANSI Y14.5M, 1982.
 - 2. CONTROLLING DIMENSION: INCH.
 - 3. ALL RULES AND NOTES ASSOCIATED WITH REFERENCED TO-204AA OUTLINE SHALL APPLY.

DIM	INCHES		MILLIMETERS	
	MIN	MAX	MIN	MAX
A	1.550 REF		39.37 REF	
B	—	1.050	—	26.67
C	0.250	0.335	6.35	8.51
D	0.038	0.043	0.97	1.09
E	0.055	0.070	1.40	1.77
G	0.430 BSC		10.92 BSC	
H	0.215 BSC		5.46 BSC	
K	0.440	0.480	11.18	12.19
L	0.665 BSC		16.89 BSC	
N	—	0.830	—	21.08
Q	0.151	0.165	3.84	4.19
U	1.187 BSC		30.15 BSC	
V	0.131	0.188	3.33	4.77

STYLE 1:
PIN 1. BASE
2. EMITTER
CASE: COLLECTOR

CASE 1-07
TO-204AA (TO-3)
ISSUE Z

Motorola reserves the right to make changes without further notice to any products herein. Motorola makes no warranty, representation or guarantee regarding the suitability of its products for any particular purpose, nor does Motorola assume any liability arising out of the application or use of any product or circuit, and specifically disclaims any and all liability, including without limitation consequential or incidental damages. "Typical" parameters can and do vary in different applications. All operating parameters, including "Typicals" must be validated for each customer application by customer's technical experts. Motorola does not convey any license under its patent rights nor the rights of others. Motorola products are not designed, intended, or authorized for use as components in systems intended for surgical implant into the body, or other applications intended to support or sustain life, or for any other application in which the failure of the Motorola product could create a situation where personal injury or death may occur. Should Buyer purchase or use Motorola products for any such unintended or unauthorized application, Buyer shall indemnify and hold Motorola and its officers, employees, subsidiaries, affiliates, and distributors harmless against all claims, costs, damages, and expenses, and reasonable attorney fees arising out of, directly or indirectly, any claim of personal injury or death associated with such unintended or unauthorized use, even if such claim alleges that Motorola was negligent regarding the design or manufacture of the part. Motorola and  are registered trademarks of Motorola, Inc. Motorola, Inc. is an Equal Opportunity/Affirmative Action Employer.

How to reach us:

USA / EUROPE: Motorola Literature Distribution;
P.O. Box 20912; Phoenix, Arizona 85036. 1-800-441-2447

MFAX: RMFAX0@email.sps.mot.com – TOUCHTONE (602) 244-6609
INTERNET: <http://Design-NET.com>

JAPAN: Nippon Motorola Ltd.; Tatsumi-SPD-JLDC, Toshikatsu Otsuki,
6F Seibu-Butsuryu-Center, 3-14-2 Tatsumi Koto-Ku, Tokyo 135, Japan. 03-3521-8315

HONG KONG: Motorola Semiconductors H.K. Ltd.; 8B Tai Ping Industrial Park,
51 Ting Kok Road, Tai Po, N.T., Hong Kong. 852-26629298

**MOTOROLA****MJ15011/D**