

# 2SC1212, 2SC1212A

Silicon NPN Epitaxial

# HITACHI

## Application

Low frequency power amplifier

## Outline

TO-126 MOD



1. Emitter  
2. Collector  
3. Base

## Absolute Maximum Ratings (Ta = 25°C)

Item	Symbol	Ratings		Unit
		2SC1212	2SC1212A	
Collector to base voltage	$V_{CBO}$	50	80	V
Collector to emitter voltage	$V_{CEO}$	50	80	V
Emitter to base voltage	$V_{EBO}$	4	4	V
Collector current	$I_C$	1	1	A
Collector power dissipation	$P_C$	0.75	0.75	W
	$P_C^{*1}$	8	8	W
Junction temperature	$T_j$	150	150	°C
Storage temperature	$T_{stg}$	-55 to +150	-55 to +150	°C

Note: 1. Value at  $T_C = 25^\circ\text{C}$

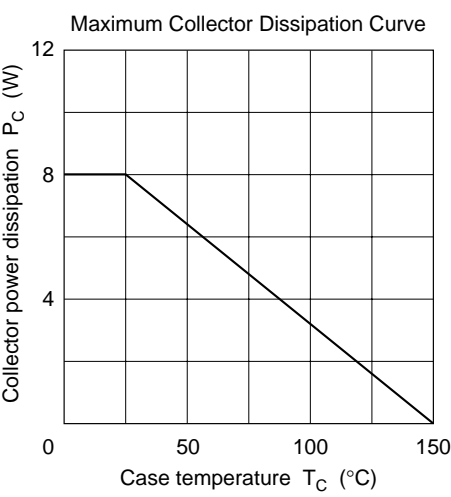
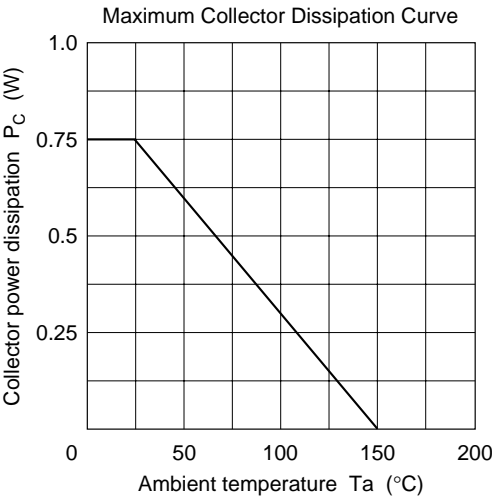
2SC1212, 2SC1212A

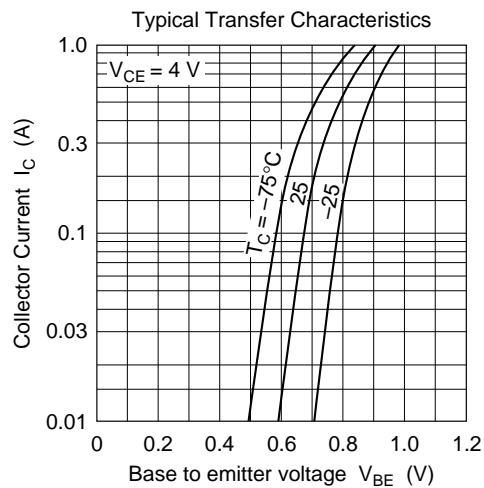
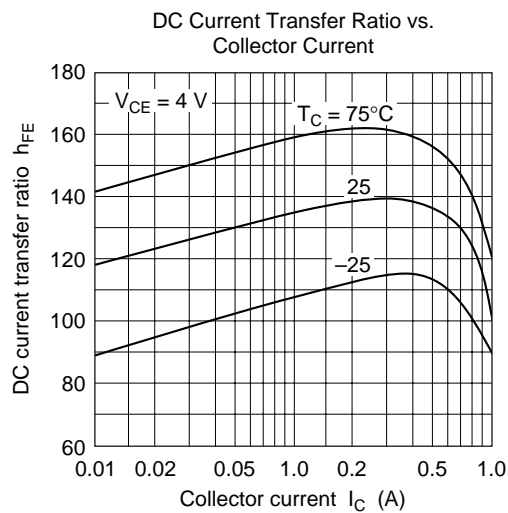
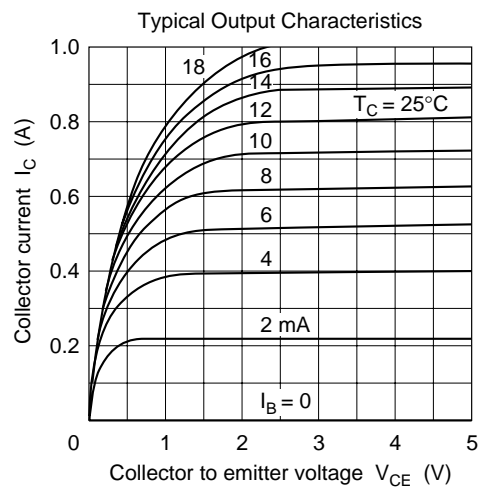
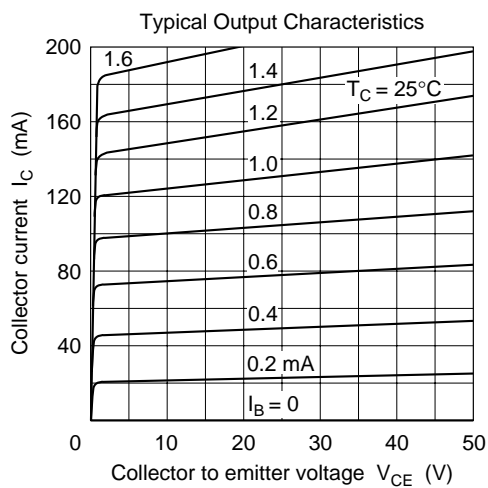
Electrical Characteristics (Ta = 25°C)

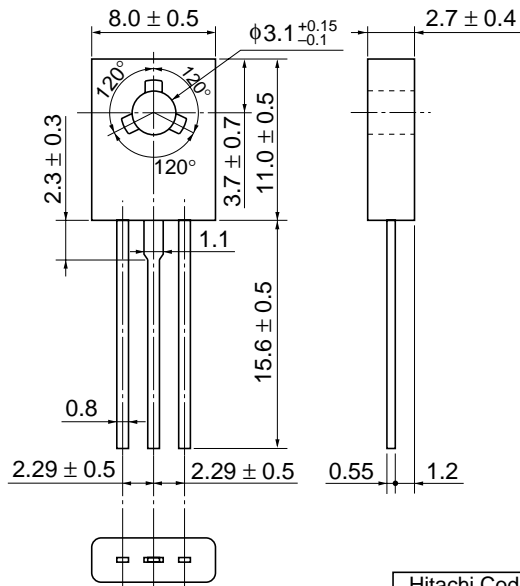
Item	Symbol	2SC1212			2SC1212A			Unit	Test conditions
		Min	Typ	Max	Min	Typ	Max		
Collector to base breakdown voltage	$V_{(BR)CBO}$	50	—	—	80	—	—	V	$I_C = 1\text{ mA}, I_E = 0$
Collector to emitter breakdown voltage	$V_{(BR)CEO}$	50	—	—	80	—	—	V	$I_C = 10\text{ mA}, R_{BE} = \infty$
Emitter to base breakdown voltage	$V_{(BR)EBO}$	4	—	—	4	—	—	V	$I_E = 1\text{ mA}, I_C = 0$
Collector cutoff current	$I_{CBO}$	—	—	5	—	—	5	$\mu\text{A}$	$V_{CB} = 50\text{ V}, I_E = 0$
DC current transfer ratio	$h_{FE}^{*1}$	60	—	200	60	—	200		$V_{CE} = 4\text{ V}, I_C = 50\text{ mA}$
	$h_{FE}$	20	—	—	20	—	—		$V_{CE} = 4\text{ V}, I_C = 1\text{ A}$ (pulse test)
Base to emitter voltage	$V_{BE}$	—	0.65	1.0	—	0.65	1.0	V	$V_{CE} = 4\text{ V}, I_C = 50\text{ mA}$
Collector to emitter saturation voltage	$V_{CE(sat)}$	—	0.75	1.5	—	0.75	1.5	V	$I_C = 1\text{ A}, I_B = 0.1\text{ A}$ (pulse test)
Gain bandwidth product	$f_T$	—	160	—	—	160	—	MHz	$V_{CE} = 4\text{ V}, I_C = 30\text{ mA}$

Note: 1. The 2SC1212 and 2SC1212A are grouped by  $h_{FE}$  as follows.

B	C
60 to 120	100 to 200







Hitachi Code	TO-126 Mod
JEDEC	—
EIAJ	—
Weight (reference value)	0.67 g

## Cautions

1. Hitachi neither warrants nor grants licenses of any rights of Hitachi's or any third party's patent, copyright, trademark, or other intellectual property rights for information contained in this document. Hitachi bears no responsibility for problems that may arise with third party's rights, including intellectual property rights, in connection with use of the information contained in this document.
2. Products and product specifications may be subject to change without notice. Confirm that you have received the latest product standards or specifications before final design, purchase or use.
3. Hitachi makes every attempt to ensure that its products are of high quality and reliability. However, contact Hitachi's sales office before using the product in an application that demands especially high quality and reliability or where its failure or malfunction may directly threaten human life or cause risk of bodily injury, such as aerospace, aeronautics, nuclear power, combustion control, transportation, traffic, safety equipment or medical equipment for life support.
4. Design your application so that the product is used within the ranges guaranteed by Hitachi particularly for maximum rating, operating supply voltage range, heat radiation characteristics, installation conditions and other characteristics. Hitachi bears no responsibility for failure or damage when used beyond the guaranteed ranges. Even within the guaranteed ranges, consider normally foreseeable failure rates or failure modes in semiconductor devices and employ systemic measures such as fail-safes, so that the equipment incorporating Hitachi product does not cause bodily injury, fire or other consequential damage due to operation of the Hitachi product.
5. This product is not designed to be radiation resistant.
6. No one is permitted to reproduce or duplicate, in any form, the whole or part of this document without written approval from Hitachi.
7. Contact Hitachi's sales office for any questions regarding this document or Hitachi semiconductor products.

# HITACHI

## Hitachi, Ltd.

Semiconductor & Integrated Circuits.  
Nippon Bldg., 2-6-2, Ohte-machi, Chiyoda-ku, Tokyo 100-0004, Japan  
Tel: Tokyo (03) 3270-2111 Fax: (03) 3270-5109

URL	NorthAmerica	: <a href="http://semiconductor.hitachi.com/">http://semiconductor.hitachi.com/</a>
	Europe	: <a href="http://www.hitachi-eu.com/hel/ecg">http://www.hitachi-eu.com/hel/ecg</a>
	Asia (Singapore)	: <a href="http://www.has.hitachi.com.sg/grp3/sicd/index.htm">http://www.has.hitachi.com.sg/grp3/sicd/index.htm</a>
	Asia (Taiwan)	: <a href="http://www.hitachi.com.tw/E/Product/SICD_Frame.htm">http://www.hitachi.com.tw/E/Product/SICD_Frame.htm</a>
	Asia (HongKong)	: <a href="http://www.hitachi.com.hk/eng/bo/grp3/index.htm">http://www.hitachi.com.hk/eng/bo/grp3/index.htm</a>
	Japan	: <a href="http://www.hitachi.co.jp/Sicd/indx.htm">http://www.hitachi.co.jp/Sicd/indx.htm</a>

## For further information write to:

Hitachi Semiconductor (America) Inc. 179 East Tasman Drive, San Jose, CA 95134 Tel: <1> (408) 433-1990 Fax: <1> (408) 433-0223	Hitachi Europe GmbH Electronic components Group Dornacher Straße 3 D-85622 Feldkirchen, Munich Germany Tel: <49> (89) 9 9180-0 Fax: <49> (89) 9 29 30 00  Hitachi Europe Ltd. Electronic Components Group. Whitebrook Park Lower Cookham Road Maidenhead Berkshire SL6 8YA, United Kingdom Tel: <44> (1628) 585000 Fax: <44> (1628) 778322
--	---

Hitachi Asia Pte. Ltd.  
16 Collyer Quay #20-00  
Hitachi Tower  
Singapore 049318  
Tel: 535-2100  
Fax: 535-1533

Hitachi Asia Ltd.  
Taipei Branch Office  
3F, Hung Kuo Building, No.167,  
Tun-Hwa North Road, Taipei (105)  
Tel: <886> (2) 2718-3666  
Fax: <886> (2) 2718-8180

Hitachi Asia (Hong Kong) Ltd.  
Group III (Electronic Components)  
7/F., North Tower, World Finance Centre,  
Harbour City, Canton Road, Tsim Sha Tsui,  
Kowloon, Hong Kong  
Tel: <852> (2) 735 9218  
Fax: <852> (2) 730 0281  
Telex: 40815 HITEC HX

Copyright ' Hitachi, Ltd., 1999. All rights reserved. Printed in Japan.