

2W005 – 2W10
RC201 – RC207

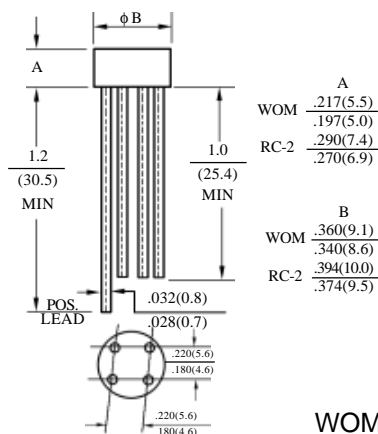
2.0A WOM 桥式整流器

2.0A WOM BRIDGE RECTIFIERS

最大额定值、电性 MAXIMUM RATINGS AND ELECTRICAL CHARACTERISTICS

Ratings at 25°C ambient temperature unless otherwise specified. Single phase, half wave, 60Hz, resistive or inductive load. For capacitive load, derate current by 20%.

| 型 号 TYPE | | 最大反向 峰值电压 Maximum Peak Reverse Voltage | 最大平均 正向电流 Maximum Average Forward Output Current @T _A =40°C | 最大正向 浪涌电流 Maximum Forward Peak Surge Current @ 8.3ms Superimposed | 最大正向 峰值电压 Maximum DC Forward Voltage drop per element at I _F =1.0ADC | 最大反向 电 流 Maximum DC Reverse Current at rated DC Blocking Voltage per element | | 结 温 Operating Junction Temperature | 外型尺寸 Package Dimensions |
|-------------|-------|---|---|---|--|--|------------------------------|---|-------------------------------|
| | | PRV | I _o | I _{FM} (Surge) | V _F | I _R | | T _J | WOMRC-2 |
| | | V _{PK} | A _{AV} | A _{PK} | V _{PK} | 25°C T _A μADC | 125°C T _A μADC | °C | |
| RC201 | 2W005 | 50 | | | | | | | |
| RC202 | 2W01 | 100 | | | | | | | |
| RC203 | 2W02 | 200 | | | | | | | |
| RC204 | 2W04 | 400 | 2.0 | 50 | 1.1 | 10 | 500 | 125 | |
| RC205 | 2W06 | 600 | | | | | | | |
| RC206 | 2W08 | 800 | | | | | | | |
| RC207 | 2W10 | 1000 | | | | | | | |



WOM RC-2

2W005-2W10 RC201-RC207

2A 桥式整流器额定值与特性曲线

2A BRIDGE RECTIFIER RATING & CHARACTERISTIC CURVES

FIG. 1 - FORWARD DERATING CURVE
OUTPUT RECTIFIED CURRENT

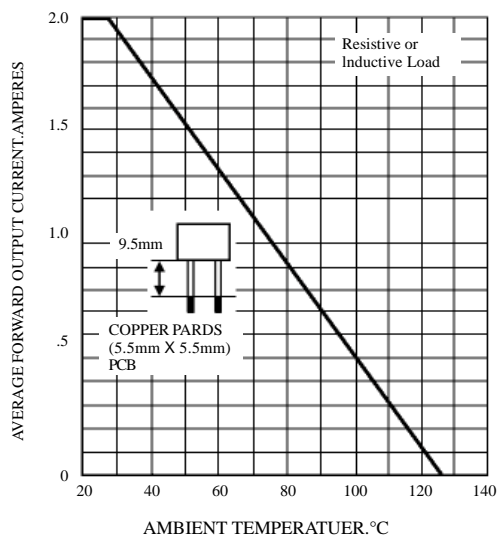


FIG. 2 - PEAK FORWARD SURGE CURRENT

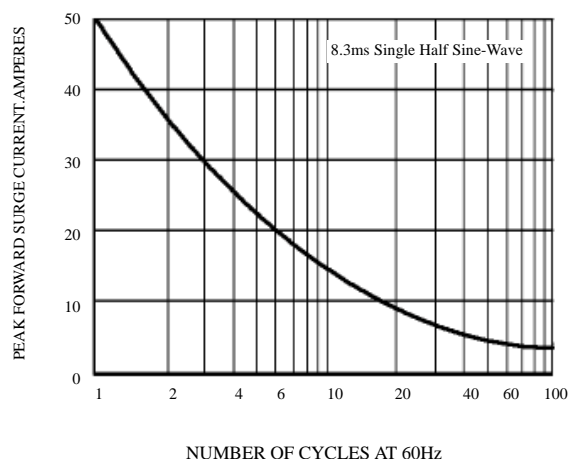


FIG. 3 - TYPICAL REVERSE CHARACTERISTICS

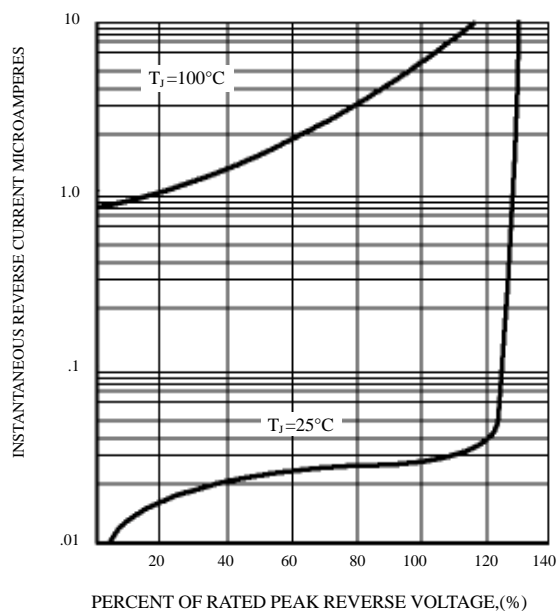


FIG. 4 - TYPICAL FORWARD CHARACTERISTICS

