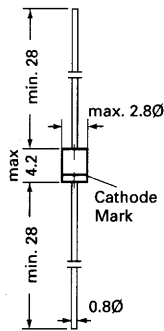


1N 4728 ... 1N 4764
SILICON PLANAR POWER ZENER DIODES

Silicon Planar Power Zener Diodes
for use in stabilizing and clipping circuits with high power rating.
Standard Zener voltage tolerance is $\pm 10\%$. Add Suffix "A" for $\pm 5\%$ tolerance. Other tolerances available upon request.



Glass case \approx JEDEC DO-41

Dimensions in mm

Absolute Maximum Ratings ($T_a = 25^\circ\text{C}$)

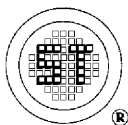
	Symbol	Value	Unit
Zener Current see Table "Characteristics"			
Power Dissipation at $T_{\text{amb}} = 25^\circ\text{C}$	P_{tot}	1 ¹⁾	W
Junction Temperature	T_j	200	$^\circ\text{C}$
Storage Temperature Range	T_s	-65 to + 200	$^\circ\text{C}$

¹⁾ Valid provided that leads at a distance of 8 mm from case are kept at ambient temperature.

Characteristics at $T_{\text{amb}} = 25^\circ\text{C}$

	Symbol	Min.	Typ.	Max.	Unit
Thermal Resistance Junction to Ambient Air	R_{thA}	-	-	170 ¹⁾	K/W
Forward Voltage at $I_F = 200\text{ mA}$	V_F	-	-	1.2	V

¹⁾ Valid provided that leads at a distance of 8 mm from case are kept at ambient temperature.



SEMTECH ELECTRONICS LTD.
(wholly owned subsidiary of HONEY TECHNOLOGY LTD.)



1N 4728 ... 1N 4764

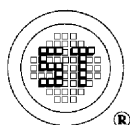
SILICON PLANAR POWER ZENER DIODES

Type	Zener Voltage range ³⁾		Maximum Zener Impedance ¹⁾			Reverse leakage current		Surge current	Maximum regulator current ²⁾
	V _{znom}	I _{ZT}	r _{zT}	r _{zk} at I _{zk}		I _R at V _R		at T _A = 25 °C	
	V	mA	Ω	Ω	mA	μA	V	I _R mA	
1N4728	3.3	76	10	400	1.0	150	1	1375	275
1N4729	3.6	69	10	400	1.0	100	1	1260	252
1N4730	3.9	64	9	400	1.0	100	1	1190	234
1N4731	4.3	58	9	400	1.0	50	1	1070	217
1N4732	4.7	53	8	500	1.0	10	1	970	193
1N4733	5.1	49	7	550	1.0	10	1	890	178
1N4734	5.6	45	5	600	1.0	10	2	810	162
1N4735	6.2	41	2	700	1.0	10	3	730	146
1N4736	6.8	37	3.5	700	1.0	10	4	660	133
1N4737	7.5	34	4.0	700	0.5	10	5	605	121
1N4738	8.2	31	4.5	700	0.5	10	6	550	110
1N4739	9.1	28	5.0	700	0.5	10	7	500	100
1N4740	10	25	7	700	0.25	10	7.6	454	91
1N4741	11	23	8	700	0.25	5	8.4	414	83
1N4742	12	21	9	700	0.25	5	9.1	380	76
1N4743	13	19	10	700	0.25	5	9.9	344	69
1N4744	15	17	14	700	0.25	5	11.4	304	61
1N4745	16	15.5	16	700	0.25	5	12.2	285	57
1N4746	18	14	20	750	0.25	5	13.7	250	50
1N4747	20	12.5	22	750	0.25	5	15.2	225	45
1N4748	22	11.5	23	750	0.25	5	16.7	205	41
1N4749	24	10.5	25	750	0.25	5	18.2	190	38
1N4750	27	9.5	35	750	0.25	5	20.6	170	34
1N4751	30	8.5	40	1000	0.25	5	22.8	150	30
1N4752	33	7.5	45	1000	0.25	5	25.1	135	27
1N4753	36	7.0	50	1000	0.25	5	27.4	125	25
1N4754	39	6.5	60	1000	0.25	5	29.7	115	23
1N4755	43	6.0	70	1500	0.25	5	32.7	110	22
1N4756	47	5.5	80	1500	0.25	5	35.8	95	19
1N4757	51	5.0	95	1500	0.25	5	38.8	90	18
1N4758	56	4.5	110	2000	0.25	5	42.6	80	16
1N4759	62	4.0	125	2000	0.25	5	47.1	70	14
1N4760	68	3.7	150	2000	0.25	5	51.7	65	13
1N4761	75	3.3	175	2000	0.25	5	56.0	60	12
1N4762	82	3.0	200	3000	0.25	5	62.2	55	11
1N4763	91	2.8	250	3000	0.25	5	69.2	50	10
1N4764	100	2.5	350	3000	0.25	5	76.0	45	9

¹⁾ The Zener Impedance is derived from the 60 Hz AC voltage which results when an AC current having an RMS value equal to 10% of the Zener current (I_{ZT} or I_{zk}) is superimposed on I_{ZT} or I_{zk}. Zener Impedance is measured at two points to insure a sharp knee on the breakdown curve and to eliminate unstable units.

²⁾ Valid provided that leads at a distance of 8 mm from case are kept at ambient temperature.

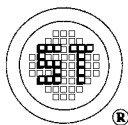
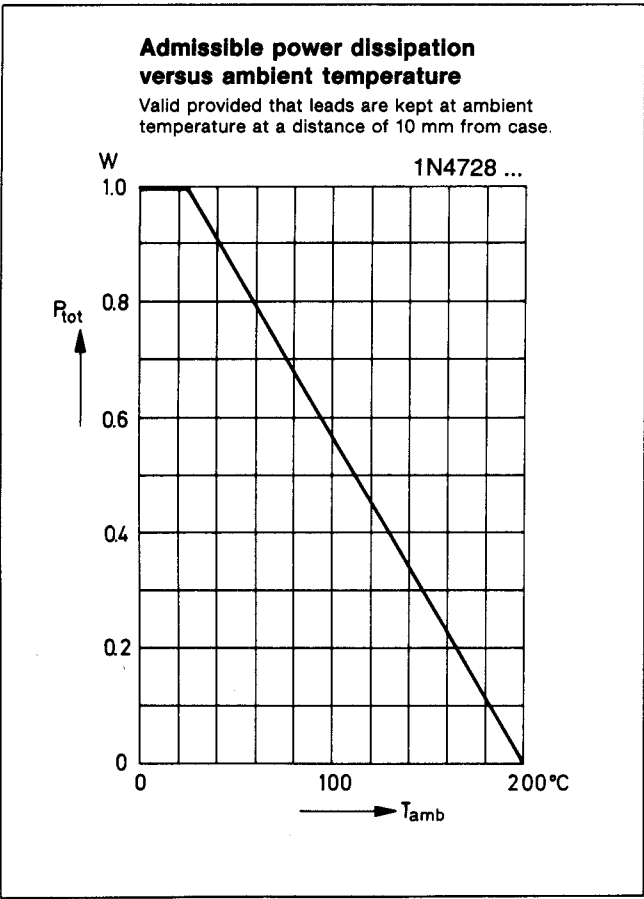
³⁾ Measured under thermal equilibrium and DC test conditions.



SEMTECH ELECTRONICS LTD.
(wholly owned subsidiary of HONEY TECHNOLOGY LTD.)



1N 4728 ... 1N 4764
SILICON PLANAR POWER ZENER DIODES



SEMTECH ELECTRONICS LTD.
(wholly owned subsidiary of HONEY TECHNOLOGY LTD.)

