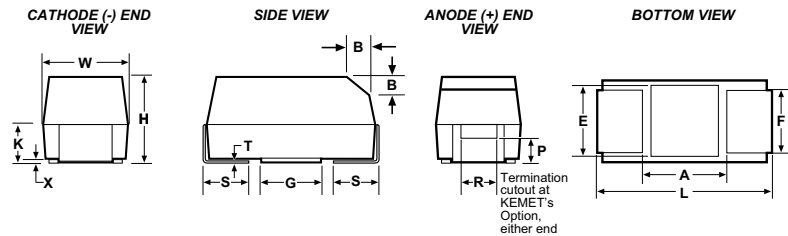


FEATURES

- Low ESR values in EIA 535BAAC sizes
- Taped and Reeled per EIA 481-1
- Symmetrical, Compliant Terminations
- Optional Gold-plated Terminations
- Laser-marked Case
- 100% Surge Current test on C, D, E, U, V, X sizes
- Capacitance: 0.1 μ F to 1000 μ F
- Tolerance: $\pm 10\%$, $\pm 20\%$
- Voltage: 3-50 VDC
- Extended Range Values
- New Low Profile Case Sizes

CAPACITOR OUTLINE DRAWING

STANDARD T494 DIMENSIONS
Millimeters (inches)

CASE SIZE		COMPONENT													
KEMET	EIA	L*	W*	H*	K* ± 0.20 ± (.008)	F* ± 0.1 ± (.004)	S* ± 0.3 ± (.012)	B ± 0.15 (Ref) ± (.006)	X (Ref)	P (Ref)	R (Ref)	T (Ref)	A (Min)	G (Ref)	E (Ref)
A	3216-18	3.2 ± 0.2 (.126 ± .008)	1.6 ± 0.2 (.063 ± .008)	1.6 ± 0.2 (.063 ± .008)	0.9 (.035)	1.2 (.047)	0.8 (.031)	0.4 (.016)	0.10 ± 0.10 (.004 ± .004)	0.4 (.016)	0.4 (.016)	0.13 (.005)	0.8 (.031)	1.1 (.043)	1.3 (.051)
B	3528-21	3.5 ± 0.2 (.138 ± .008)	2.8 ± 0.2 (.110 ± .008)	1.9 ± 0.2 (.075 ± .008)	1.1 (.043)	2.2 (.087)	0.8 (.031)	0.4 (.016)	0.10 ± 0.10 (.004 ± .004)	0.5 (.020)	1.0 (.039)	0.13 (.005)	1.1 (.043)	1.7 (.071)	2.2 (.087)
C	6032-28	6.0 ± 0.3 (.236 ± .012)	3.2 ± 0.3 (.126 ± .012)	2.5 ± 0.3 (.098 ± .012)	1.4 (.055)	2.2 (.087)	1.3 (.051)	0.5 (.020)	0.10 ± 0.10 (.004 ± .004)	0.9 (.035)	1.0 (.039)	0.13 (.005)	2.5 (.098)	2.8 (.110)	2.4 (.094)
D	7343-31	7.3 ± 0.3 (.287 ± .012)	4.3 ± 0.3 (.169 ± .012)	2.8 ± 0.3 (.110 ± .012)	1.5 (.059)	2.4 (.094)	1.3 (.051)	0.5 (.020)	0.10 ± 0.10 (.004 ± .004)	0.9 (.035)	1.0 (.039)	0.13 (.005)	3.8 (.150)	3.5 (.138)	3.5 (.138)
X	7343-43	7.3 ± 0.3 (.287 ± .012)	4.3 ± 0.3 (.169 ± .012)	4.0 ± 0.3 (.157 ± .012)	2.3 (.091)	2.4 (.094)	1.3 (.051)	0.5 (.020)	0.10 ± 0.10 (.004 ± .004)	1.7 (.067)	1.0 (.039)	0.13 (.005)	3.8 (.150)	3.5** (.138)	3.5** (.138)
E	7260-38	7.3 ± 0.3 (.287 ± .012)	6.0 ± 0.3 (.236 ± .012)	3.6 ± 0.2 (.142 ± .008)	2.3 (.091)	4.1 (.161)	1.3 (.051)	0.5 (.020)	0.10 ± 0.10 (.004 ± .004)	0.9 (.035)	1.0 (.039)	0.13 (.005)	3.8 (.150)	3.5 (.138)	3.5 (.138)

Notes: 1. Metric dimensions govern.

2. (Ref) - Dimensions provided for reference only.

* Mil-C-55365/8 Specified Dimensions

** Round Glue Pad: 2.9 ± 0.1 mm (0.114" ± 0.004 ") in diameter at KEMET's optionLOW PROFILE T494 DIMENSIONS
Millimeters (inches)

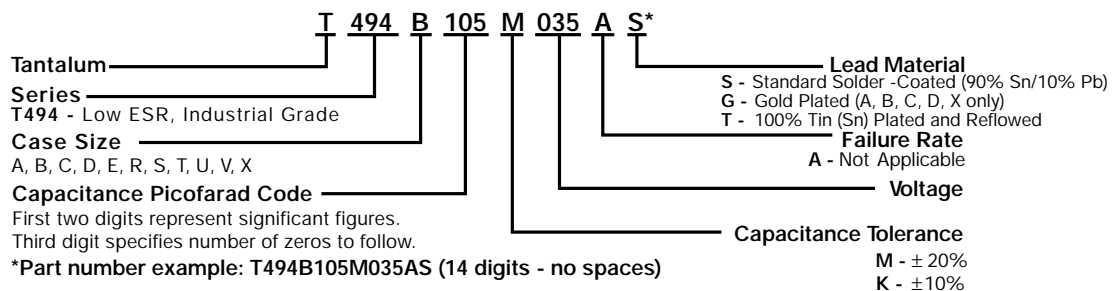
CASE SIZE		COMPONENT										
KEMET	EIA	L	W	H Max.	K Min.	F ± 0.1	S ± 0.3	X (Ref)	T (Ref)	A (Min)	G (Ref)	E (Ref)
R	2012-12	2.0 ± 0.2 (.079 ± .008)	1.3 ± 0.2 (.051 ± .008)	1.2 (.047)	0.3 (.012)	0.9 (.035)	0.5 (.020)	0.05 (.002)	0.13 (.005)	0.8 (.031)	0.5 (.020)	0.8 (.031)
S	3216-12	3.2 ± 0.2 (.126 ± .008)	1.6 ± 0.2 (.063 ± .008)	1.2 (.047)	0.3 (.012)	1.2 (.047)	0.8 (.031)	0.05 (.002)	0.13 (.005)	0.8 (.031)	1.1 (.043)	1.3 (.051)
T	3528-12	3.5 ± 0.2 (.138 ± .008)	2.8 ± 0.2 (.110 ± .008)	1.2 (.047)	0.3 (.012)	2.2 (.087)	0.8 (.031)	0.05 (.002)	0.13 (.005)	1.1 (.043)	1.8 (.071)	2.2 (.087)
U	6032-15	6.0 ± 0.3 (.236 ± .012)	3.2 ± 0.3 (.126 ± .012)	1.5 (.059)	0.5 (.020)	2.2 (.087)	1.3 (.051)	0.05 (.002)	0.13 (.005)	2.5 (.098)	2.8 (.110)	2.4 (.094)
V	7343-20	7.3 ± 0.3 (.287 ± .012)	4.3 ± 0.3 (.169 ± .012)	2.0 (.079)	0.9 (.035)	2.4 (.094)	1.3 (.051)	0.05 (.002)	0.13 (.005)	3.8 (.150)	3.5 (.138)	3.5 (.138)

Notes: 1. Metric dimensions govern.

2. (Ref) - Dimensions provided for reference only.

3. No dimensions provided for B, P or R because low profile cases do not have a bevel or a notch.

T494 ORDERING INFORMATION



T494 RATINGS & PART NUMBER REFERENCE

Capacitance µF	Case Size	KEMET Part Number	DC Leakage µA @ 25°C Max	DF % @ +25°C 120 Hz Max	ESR W @ +25°C 100 kHz Max
3 Volt Rating at +85°C (2 Volt Rating at +125°C)					
#33.0	*A	T494A336(1)003AS	1.0	6.0	2.0
4 Volt Rating at +85°C (2.7 Volt Rating at +125°C)					
3.3	A	T494A335(1)004AS	0.5	6.0	4.0
4.7	A	T494A475(1)004AS	0.5	6.0	3.5
6.8	A	T494A685(1)004AS	0.5	6.0	3.0
6.8	S	T494S685(1)004AS	0.5	6.0	7.0
10.0	B	T494B106(1)004AS	0.5	6.0	1.2
10.0	A	T494A106(1)004AS	0.5	6.0	2.0
#10.0	*S	T494S106(1)004AS	0.5	6.0	9.0
#10.0	*R	T494R106M004AS	0.5	8.0	6.0
15.0	B	T494B156(1)004AS	0.6	6.0	1.2
15.0	A	T494A156(1)004AS	0.6	6.0	1.5
15.0	T	T494T156(1)004AS	0.6	6.0	2.0
#15.0	*S	T494S156M004AS	0.6	10.0	9.0
22.0	C	T494C226(1)004AS	0.9	6.0	0.5
22.0	B	T494B226(1)004AS	0.9	6.0	0.6
#22.0	*A	T494A226(1)004AS	0.9	6.0	1.5
#22.0	*S	T494S226M004AS	0.9	10.0	8.0
#22.0	*T	T494T226(1)004AS	0.9	6.0	2.5
33.0	C	T494C336(1)004AS	1.3	6.0	0.5
33.0	U	T494U336(1)004AS	1.3	6.0	0.6
33.0	B	T494B336(1)004AS	1.3	6.0	0.5
#33.0	*A	T494A336(1)004AS	1.3	6.0	3.0
#33.0	*T	T494T336M004AS	1.3	8.0	3.5
47.0	C	T494C476(1)004AS	1.9	6.0	0.5
47.0	U	T494U476(1)004AS	1.9	6.0	0.6
#47.0	*B	T494B476(1)004AS	1.9	6.0	0.5
#47.0	*A	T494A476M004AS	1.9	12.0	2.0
#47.0	T	T494T476M004AS	1.9	12.0	4.0
68.0	D	T494D686(1)004AS	2.7	6.0	0.20
68.0	C	T494C686(1)004AS	2.7	6.0	0.25
#68.0	*U	T494U686(1)004AS	2.7	6.0	0.60
#68.0	*B	T494B686(1)004AS	2.7	6.0	2.00
#68.0	A	T494A686(1)004AS	2.8	30.0	3.00
100.0	D	T494D107(1)004AS	4.0	8.0	0.20
#100.0	*C	T494C107(1)004AS	4.0	8.0	0.20
#100.0	*U	T494U107(1)004AS	4.0	10.0	1.00
#100.0	*B	T494B107M004AS	4.0	8.0	0.65
#100.0	*A	T494A107M004AS	4.0	30.0	3.00
#100.0	*T	T494T107M004AS	4.0	30.0	4.50
150.0	D	T494D157(1)004AS	6.0	8.0	0.15
150.0	V	T494V157(1)004AS	6.0	8.0	0.20
#150.0	*C	T494C157(1)004AS	6.0	8.0	0.30
†150.0	*B	T494B157M004AS	6.0	12.0	1.00
#220.0	*V	T494V227(1)004AS	8.8	8.0	0.30
#330.0	*D	T494D337(1)004AS	13.2	8.0	0.15
#330.0	*C	T494C337(1)004AS	13.2	10.0	0.09
#330.0	*V	T494V337M004AS	13.2	12.0	0.30
#470.0	*X	T494X477(1)004AS	18.8	8.0	0.15
#470.0	*D	T494D477(1)004AS	18.8	8.0	0.15
#680.0	*X	T494X687M004AS	27.2	12.0	0.10
#680.0	D	T494D687M004AS	27.2	12.0	0.15
#1000.0	*X	T494X108(1)004AS	40.0	12.0	0.10
#1000.0	*E	T494E108M004AS	40.0	15.0	0.08
**6 Volt Rating at +85°C (4 Volt Rating at +125°C)					
2.2	A	T494A225(1)006AS	0.5	6.0	6.0
3.3	A	T494A335(1)006AS	0.5	6.0	6.0
4.7	A	T494A475(1)006AS	0.5	6.0	3.5
4.7	S	T494S475(1)006AS	0.5	6.0	8.0
6.8	B	T494B685(1)006AS	0.5	6.0	1.2
6.8	A	T494A685(1)006AS	0.5	6.0	2.0
#6.8	*S	T494S685(1)006AS	0.5	6.0	9.0
#6.8	*R	T494R685(1)006AS	0.5	8.0	10.0
10.0	B	T494B106(1)006AS	0.6	6.0	1.0
10.0	A	T494A106(1)006AS	0.6	6.0	2.0
10.0	T	T494T106(1)006AS	0.6	6.0	1.2
#10.0	*S	T494S106M006AS	0.6	10.0	9.0
#10.0	*R	T494R106M006AS	0.6	8.0	6.0
15.0	C	T494C156(1)006AS	0.9	6.0	0.6
15.0	B	T494B156(1)006AS	0.9	6.0	0.7
#15.0	*A	T494A156(1)006AS	0.9	6.0	2.0
#15.0	*T	T494T156(1)006AS	0.9	6.0	2.5
#15.0	S	T494S156M006AS	0.9	10.0	10.0
22.0	C	T494C226(1)006AS	1.4	6.0	0.5
22.0	U	T494U226(1)006AS	1.4	6.0	0.8
22.0	B	T494B226(1)006AS	1.4	6.0	0.6
#22.0	*A	T494A226(1)006AS	1.4	6.0	3.0
#22.0	*T	T494T226M006AS	1.4	8.0	3.5
33.0	C	T494C336(1)006AS	2.0	6.0	0.3
33.0	U	T494U336(1)006AS	2.0	6.0	0.6
#33.0	*B	T494B336(1)006AS	2.0	6.0	0.6
#33.0	*A	T494A336M006AS	2.0	12.0	2.0
#33.0	T	T494T336M006AS	2.0	12.0	4.0
47.0	D	T494D476(1)006AS	2.9	6.0	0.22
47.0	C	T494C476(1)006AS	2.9	6.0	0.25
#47.0	*U	T494U476(1)006AS	2.9	6.0	0.60
#47.0	*B	T494B476(1)006AS	2.9	6.0	0.50
†47.0	*A	T494A476M006AS	3.0	12.0	2.50

Capacitance µF	Case Size	KEMET Part Number	DC Leakage µA @ 25°C Max	DF % @ +25°C 120 Hz Max	ESR W @ +25°C 100 kHz Max
**6 Volt Rating at +85°C (4 Volt Rating at +125°C)					
68.0	D	T494D686(1)006AS	4.1	6.0	0.20
#68.0	*C	T494C686(1)006AS	4.1	6.0	0.20
#68.0	*U	T494U686(1)006AS	4.1	10.0	1.00
#68.0	*B	T494B686M006AS	4.1	8.0	0.65
100.0	D	T494D107(1)006AS	6.0	8.0	0.15
100.0	V	T494V107(1)006AS	6.0	8.0	0.20
#100.0	*C	T494C107(1)006AS	6.0	8.0	0.30
#100.0	U	T494U107M006AS	6.0	10.0	1.20
#100.0	*B	T494B107M006AS	6.3	15.0	8.00
150.0	D	T494D157(1)006AS	9.0	8.0	0.15
#150.0	*C	T494C157M006AS	9.0	8.0	0.30
#150.0	*V	T494V157(1)006AS	9.0	8.0	0.30
220.0	X	T494X227(1)006AS	13.2	8.0	0.15
#220.0	*D	T494D227(1)006AS	13.2	8.0	0.15
#220.0	*C	T494C227M006AS	13.2	10.0	0.30
#220.0	*V	T494V227M006AS	13.2	12.0	0.30
#330.0	*X	T494X337(1)006AS	19.8	8.0	0.15
#330.0	*D	T494D337(1)006AS	19.8	8.0	0.15
#470.0	*X	T494X477(1)006AS	28.2	10.0	0.10
#470.0	*D	T494D477M006AS	28.2	12.0	0.15
#680.0	E	T494E687M006AS	40.8	12.0	0.10
10 Volt Rating at +85°C (7 Volt Rating at +125°C)					
1.5	A	T494A155(1)010AS	0.5	6.0	6.0
2.2	A	T494A225(1)010AS	0.5	6.0	6.0
3.3	A	T494A335(1)010AS	0.5	6.0	4.0
3.3	S	T494S335(1)010AS	0.5	6.0	9.0
#3.3	*R	T494R335(1)010AS	0.3	8.0	10.0
4.7	B	T494B475(1)010AS	0.5	6.0	1.5
4.7	A	T494A475(1)010AS	0.5	6.0	3.0
#4.7	*S	T494S475(1)010AS	0.5	6.0	9.0
#4.7	*R	T494R475M010AS	0.5	8.0	8.0
6.8	B	T494B685(1)010AS	0.7	6.0	1.2
6.8	A	T494A685(1)010AS	0.7	6.0	3.0
6.8	T	T494T685(1)010AS	0.7	6.0	2.0
#6.8	*S	T494S685M010AS	0.7	10.0	9.0
10.0	C	T494C106(1)010AS	1.0	6.0	0.6
10.0	B	T494B106(1)010AS	1.0	6.0	0.8
#10.0	*A	T494A106(1)010AS	1.0	6.0	1.8
#10.0	*T	T494T106(1)010AS	1.0	6.0	3.5
#10.0	S	T494S106M010AS	1.0	10.0	12.0
15.0	C	T494C156(1)010AS	1.5	6.0	0.5
15.0	U	T494U156(1)010AS	1.5	6.0	0.8
15.0	B	T494B156(1)010AS	1.5	6.0	0.7
#15.0	*A	T494A156(1)010AS	1.5	8.0	4.0
#15.0	*T	T494T156M010AS	1.5	8.0	3.5
22.0	C	T494C226(1)010AS	2.2	6.0	0.4
22.0	U	T494U226(1)010AS	2.2	6.0	0.8
#22.0	*B	T494B226(1)010AS	2.2	6.0	0.7
#22.0	*A	T494A226M010AS	2.2	10.0	4.5
#22.0	T	T494T226M010AS	2.2	12.0	6.0
33.0	D	T494D336(1)010AS	3.3	6.0	0.25
33.0	V	T494V336(1)010AS	3.3	6.0	0.30
33.0	C	T494C336(1)010AS	3.3	6.0	0.30
#33.0	*U	T494U336(1)010AS	3.3	6.0	0.60
#33.0	*B	T494B336(1)010AS	3.3	6.0	2.00
47.0	D	T494D476(1)010AS	4.7	6.0	0.22
47.0	V	T494V476(1)010AS	4.7	6.0	0.30
#47.0	*C	T494C476(1)010AS	4.7	6.0	0.30
#47.0	*U	T494U476(1)010AS	4.7	10.0	1.20
#47.0	*B	T494B476M010AS	4.7	8.0	0.65
68.0	D	T494D686(1)010AS	6.8	6.0	0.20
#68.0	*C	T494C686(1)010AS	6.8	6.0	0.30
68.0	V	T494V686(1)010AS	6.8	6.0	0.30
#68.0	U	T494U686M010AS	6.8	10.0	1.20
#68.0	*B	T494B686M010AS	6.8	10.0	1.50
100.0	D	T494D107(1)010AS	10.0	8.0	0.15
#100.0	*C	T494C107(1)010AS	10.0	8.0	0.20
#100.0	*V	T494V107(1)010AS	10.0	8.0	0.40
150.0	X	T494X157(1)010AS	15.0	8.0	0.15
#150.0	*D	T494D157(1)010AS	15.0	8.0	0.15
#150.0	*C	T494C157(1)010AS	15.0	10.0	0.90
#150.0	V	T494V157M010AS	15.0	8.0	0.30
#220.0	*X	T494X227(1)010AS	22.0	8.0	0.15
#220.0	*D	T494D227(1)010AS	22.0	8.0	0.15
#220.0	*V	T494V227(1)010AS	22.0	12.0	0.50
#330.0	X	T494X337(1)010AS	33.0	10.0	0.10
#330.0	*D	T494D337M010AS	33.0	10.0	0.15
#470.0	E	T494E477M010AS	47.0	12.0	0.10

*Extended Values

**6 Volt product equivalent to 6.3 volt product.

(1) To complete KEMET Part Number, insert M for ±20% tolerance or K for ±10% tolerance. Higher voltage ratings, lower ESR, and tighter capacitance tolerance product may be substituted within the same size at KEMET's option. Voltage substitutions will be marked with the higher voltage rating.

#Maximum Capacitance Change @ 125°C=+15%.

†Maximum Capacitance Change @ 125°C=+20%.

New Values in Red

T494 RATINGS & PART NUMBER REFERENCE

Capacitance μF	Case Size	KEMET Part Number	DC Leakage μA @ 25°C Max	DF % @ +25°C 120 Hz Max	ESR W @ +25°C 100 kHz Max
16 Volt Rating at +85°C (10 Volt Rating at +125°C)					
1.0	A	T494A105(1)016AS	0.5	4.0	6.0
1.5	A	T494A155(1)016AS	0.5	6.0	6.0
2.2	A	T494A225(1)016AS	0.5	6.0	4.0
2.2	*S	T494S225(1)016AS	0.5	6.0	10.0
#2.2	*R	T494R225M016AS	0.5	8.0	20.0
3.3	B	T494B335(1)016AS	0.5	6.0	2.0
3.3	A	T494A335(1)016AS	0.5	6.0	4.0
4.7	B	T494B475(1)016AS	0.8	6.0	1.5
4.7	A	T494A475(1)016AS	0.8	6.0	3.0
4.7	T	T494T475(1)016AS	0.8	6.0	3.0
6.8	C	T494C685(1)016AS	1.1	6.0	0.8
6.8	B	T494B685(1)016AS	1.1	6.0	1.2
#6.8	*A	T494A685(1)016AS	1.1	6.0	3.0
10.0	C	T494C106(1)016AS	1.6	6.0	0.6
10.0	U	T494U106(1)016AS	1.6	6.0	1.0
10.0	B	T494B106(1)016AS	1.6	6.0	0.8
#10.0	*A	T494A106(1)016AS	1.6	10.0	3.0
#10.0	*T	T494T106M016AS	1.6	8.0	6.0
15.0	C	T494C156(1)016AS	2.4	6.0	0.4
15.0	U	T494U156(1)016AS	2.4	6.0	0.8
#15.0	*B	T494B156(1)016AS	2.4	6.0	0.8
22.0	D	T494D226(1)016AS	3.6	6.0	0.25
22.0	C	T494C226(1)016AS	3.6	6.0	0.35
#22.0	*U	T494U226(1)016AS	3.6	10.0	1.80
#22.0	*B	T494B226(1)016AS	3.6	6.0	1.00
33.0	D	T494D336(1)016AS	5.3	6.0	0.25
#33.0	*C	T494C336(1)016AS	5.3	6.0	0.30
#33.0	*U	T494U336(1)016AS	5.3	12	2.20
47.0	D	T494D476(1)016AS	7.5	6.0	0.2
47.0	V	T494V476(1)016AS	7.5	6.0	0.3
#47.0	*C	T494C476(1)016AS	7.5	6.0	0.5
68.0	*D	T494D686(1)016AS	10.9	6.0	0.15
#68.0	*V	T494V686(1)016AS	10.9	6.0	0.5
100.0	X	T494X107(1)016AS	16.0	8.0	0.15
#100.0	*D	T494D107(1)016AS	16.0	8.0	0.15
#100.0	*V	T494V107(1)016AS	16.0	12.0	0.5
#150.0	*X	T494X157(1)016AS	24.0	8.0	0.15
#150.0	*D	T494D157(1)016AS	24.0	12.0	0.4
20 Volt Rating at +85°C (13 Volt Rating at +125°C)					
0.7	A	T494A07(1)020AS	0.5	4.0	8.0
1.0	A	T494A105(1)020AS	0.5	4.0	5.5
1.0	S	T494S105(1)020AS	0.5	6.0	10.0
1.0	R	T494R105M020AS	0.2	6.0	15.0
1.5	A	T494A155(1)020AS	0.5	6.0	4.5
1.5	S	T494S155(1)020AS	0.5	6.0	9.0
2.2	B	T494B225(1)020AS	0.5	6.0	1.5
2.2	A	T494A225(1)020AS	0.5	6.0	4.0
3.3	B	T494B335(1)020AS	0.7	6.0	1.3
#3.3	*A	T494A335(1)020AS	0.7	6.0	4.0
3.3	*T	T494T335(1)020AS	0.7	6.0	4.0
4.7	C	T494C475(1)020AS	1.0	6.0	0.6
4.7	B	T494B475(1)020AS	1.0	6.0	1.0
#4.7	*A	T494A475M020AS	1.0	8.0	3.0
6.8	C	T494C685(1)020AS	1.4	6.0	0.6
6.8	U	T494U685(1)020AS	1.4	6.0	1.4
#6.8	*B	T494B685(1)020AS	1.4	6.0	1.0
10.0	C	T494C106(1)020AS	2.0	6.0	0.5
10.0	U	T494U106(1)020AS	2.0	6.0	0.8
#10.0	*B	T494B106(1)020AS	2.0	6.0	1.0
15.0	D	T494D156(1)020AS	3.0	6.0	0.35
15.0	*C	T494C156(1)020AS	3.0	6.0	0.40
22.0	D	T494D226(1)020AS	4.4	6.0	0.3
22.0	V	T494V226(1)020AS	4.4	6.0	0.4
#22.0	*C	T494C226(1)020AS	4.4	6.0	0.4
33.0	D	T494D336(1)020AS	6.6	6.0	0.25
#33.0	*C	T494C336M020AS	6.6	6.0	0.40
†33.0	V	T494V336M020AS	6.6	8.0	0.40
47.0	*D	T494D476(1)020AS	9.4	6.0	0.2
68.0	X	T494X686(1)020AS	13.6	6.0	0.2
#68.0	*D	T494D686(1)020AS	13.6	8.0	0.2
#100.0	*X	T494X107(1)020AS	20.0	8.0	0.15

*Extended Values

**6 Volt product equivalent to 6.3 volt product.

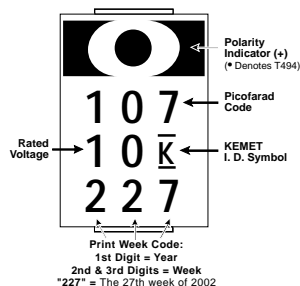
(1) To complete KEMET Part Number, insert M for ±20% tolerance or K for ±10% tolerance.

Higher voltage ratings, lower ESR, and tighter capacitance tolerance product may be substituted within the same size at KEMET's option. Voltage substitutions will be marked with the higher voltage rating.

#Maximum Capacitance Change @ 125°C=+15%.

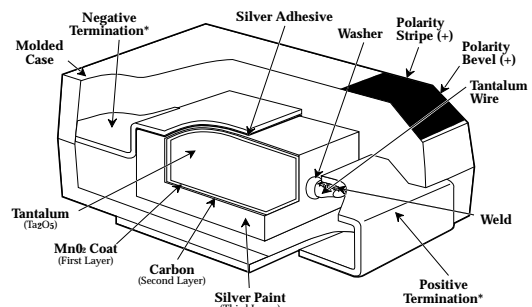
†Maximum Capacitance Change @ 125°C=+20%.

New Values in Red

CAPACITOR MARKINGS
T494 Series — All Case Sizes

Capacitance μF	Case Size	KEMET Part Number	DC Leakage μA @ 25°C Max	DF % @ +25°C 120 Hz Max	ESR W @ +25°C 100 kHz Max
25 Volt Rating at +85°C (17 Volt Rating at +125°C)					
0.3	A	T494A334(1)025AS	0.5	4.0	10.0
0.5	A	T494A474(1)025AS	0.5	4.0	9.0
0.7	A	T494A684(1)025AS	0.5	4.0	6.0
1.0	B	T494B105(1)025AS	0.5	4.0	2.0
1.0	*A	T494A105(1)025AS	0.5	4.0	4.0
1.5	B	T494B155(1)025AS	0.5	6.0	1.5
1.5	*A	T494A155(1)025AS	0.5	6.0	3.0
2.2	C	T494C225(1)025AS	0.6	6.0	2.2
2.2	B	T494B225(1)025AS	0.6	6.0	1.2
3.3	C	T494C335(1)025AS	0.9	6.0	1.2
3.3	*B	T494B335(1)025AS	0.9	6.0	2.0
4.7	C	T494C475(1)025AS	1.2	6.0	0.6
#4.7	*B	T494B475M025AS	1.2	6.0	1.0
6.8	C	T494C685(1)025AS	1.7	6.0	0.6
6.8	*B	T494B685(1)025AS	1.7	8.0	2.0
10.0	D	T494D106(1)025AS	2.5	6.0	0.4
10.0	*C	T494C106(1)025AS	2.5	6.0	0.6
15.0	D	T494D156(1)025AS	3.8	6.0	0.35
#15.0	*C	T494C156(1)025AS	3.8	6.0	0.90
22.0	D	T494D226(1)025AS	5.5	6.0	0.3
22.0	*C	T494C226(1)025AS	5.5	8.0	1.0
22.0	*V	T494V226(1)025AS	5.5	6.0	0.5
33.0	X	T494X336(1)025AS	8.3	6.0	0.3
#33.0	*D	T494D336(1)025AS	8.3	6.0	0.4
#47.0	*X	T494X476(1)025AS	11.8	6.0	0.3
†47.0	*D	T494D476M025AS	11.8	10.0	0.2
†68.0	*X	T494X686M025AS	17.0	8.0	0.3
35 Volt Rating at +85°C (23 Volt Rating at +125°C)					
0.10	A	T494A104(1)035AS	0.5	4.0	10.0
0.15	A	T494A154(1)035AS	0.5	4.0	6.0
0.22	A	T494A224(1)035AS	0.5	4.0	6.0
0.33	A	T494A334(1)035AS	0.5	4.0	6.0
0.47	B	T494B474(1)035AS	0.5	4.0	2.5
0.47	A	T494A474(1)035AS	0.5	4.0	4.0
0.68	B	T494B684(1)035AS	0.5	4.0	2.5
0.68	*A	T494A684(1)035AS	0.5	4.0	6.0
1.0	B	T494B105(1)035AS	0.5	4.0	2.0
1.0	*A	T494A105(1)035AS	0.5	4.0	6.0
1.5	C	T494C155(1)035AS	0.5	6.0	2.5
1.5	B	T494B155(1)035AS	0.5	6.0	3.0
2.2	C	T494C225(1)035AS	0.8	6.0	1.5
2.2	*B	T494B225(1)035AS	0.8	6.0	2.5
3.3	C	T494C335(1)035AS	1.2	6.0	0.8
#3.3	*B	T494B335M035AS	1.2	6.0	1.3
4.7	D	T494D475(1)035AS	1.7	6.0	0.7
4.7	C	T494C475(1)035AS	1.7	6.0	0.7
6.8	D	T494D685(1)035AS	2.4	6.0	0.5
6.8	*C	T494C685(1)035AS	2.4	6.0	0.9
10.0	D	T494D106(1)035AS	3.5	6.0	0.4
#10.0	*C	T494C106M035AS	3.5	6.0	1.2
#10.0	*V	T494V106(1)035AS	3.5	6.0	0.8
15.0	X	T494X156(1)035AS	5.3	6.0	0.30
15.0	*D	T494D156(1)035AS	5.3	6.0	0.35
#22.0	X	T494X226(1)035AS	7.7	6.0	0.3
#22.0	*D	T494D226(1)035AS	7.7	6.0	0.4
#33.0	*X	T494X336(1)035AS	11.6	6.0	0.3
#47.0	*X	T494X476(1)035AS	16.5	8.0	0.5
50 Volt Rating at +85°C (33 Volt Rating at +125°C)					
0.10	A	T494A104(1)050AS	0.5	4.0	10.0
0.15	B	T494B154(1)050AS	0.5	4.0	10.0
0.15	*A	T494A154(1)050AS	0.5	4.0	10.0
0.22	B	T494B224(1)050AS	0.5	4.0	10.0
0.33	B	T494B334(1)050AS	0.5	4.0	2.5
0.47	C	T494C474(1)050AS	0.5	4.0	1.8
0.47	*B	T494B474(1)050AS	0.5	4.0	2.0
0.68	C	T494C684(1)050AS	0.5	4.0	1.6
0.68	*B	T494B684(1)050AS	0.5	4.0	3.0
1.0	C	T494C105(1)050AS	0.5	4.0	1.6
#1.0	*V	T494V105M050AS	0.5	4.0	4.0
1.5	D	T494D155(1)050AS	0.8	6.0	1.0
1.5	*C	T494C155(1)050AS	0.8	6.0	1.5
2.2	D	T494D225(1)050AS	1.1	6.0	0.8
2.2	*C	T494C225(1)050AS	1.1	6.0	1.5
3.3	D	T494D335(1)050AS	1.7	6.0	0.8
4.7	D	T494D475(1)050AS	2.4	6.0	0.6
6.8	X	T494X685(1)050AS	3.5	6.0	0.5
#6.8	*D	T494D685M050AS	3.4	6.0	0.7
#10.0	X	T494X106M050AS	5.0	6.0	0.4
#15.0	*X	T494X156(1)050AS	7.5	6.0	0.4

CONSTRUCTION



*Termination Solder Coating 90 Sn/10Pb