

# Common Mode Filters(SMD)

## For High-speed Differential Signal Line / General Signal Line

Conformity to RoHS Directive

### ACM Series ACM2012, 2520, 3225, 4532 Types

#### FEATURES

- Although greatly miniaturized, this wire-wound chip-type filter maintains the characteristics needed for a common-mode filter. Common-mode impedance is  $1000\Omega$  [at 100MHz], so this filter is greatly effective in supporting noise.
- Almost no affect upon even high speed signals since differential mode impedance is kept low.
- This series includes both 2-line and 3-line types. They are used for various types of circuits and noise.

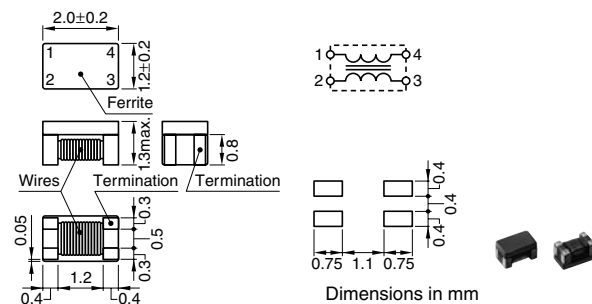
#### APPLICATIONS

- Used for radiation noise suppression for any electronic devices.
- Used to counter common-mode noise affecting signals within high speed lines.
- USB line for personal computers and peripheral equipment.
- IEEE1394 line for personal computers, DVC, STB, etc.
- LVDS, panel link line for liquid crystal display panels.

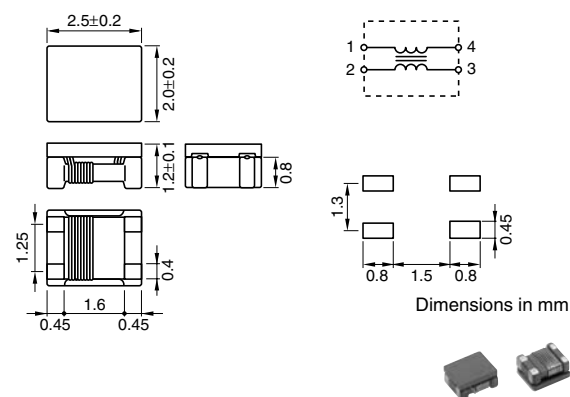
#### SHAPES AND DIMENSIONS/CIRCUIT DIAGRAMS/ RECOMMENDED PC BOARD PATTERNS

##### 2-LINE TYPE

##### ACM2012-2P



##### ACM2520-2P



#### PRODUCT IDENTIFICATION

ACM	2012	- 900	- 2P	- T	□□□
(1)	(2)	(3)	(4)	(5)	(6)

- (1) Series name
- (2) Dimensions L×W  
2012: 2.0×1.2mm
- (3) Impedance[at 100MHz]  
900: 90Ω
- (4) Number of line  
2P:2-line  
3P:3-line
- (5) Packaging style  
T:  $\phi$ 180mm reel taping  
TL:  $\phi$ 330mm reel taping
- (6) TDK internal code

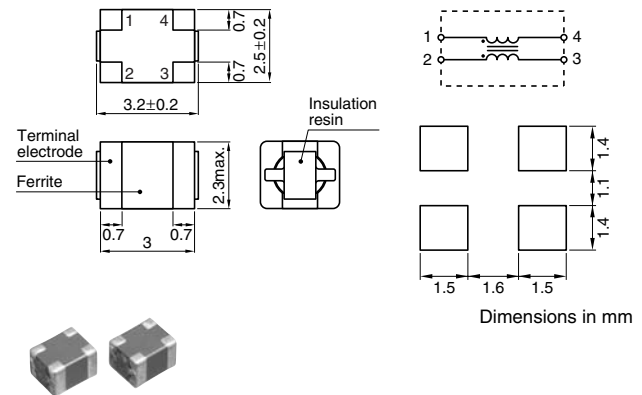
#### TEMPERATURE RANGE

Operating	-25 to +85°C
-----------	--------------

#### PACKAGING STYLE AND QUANTITIES

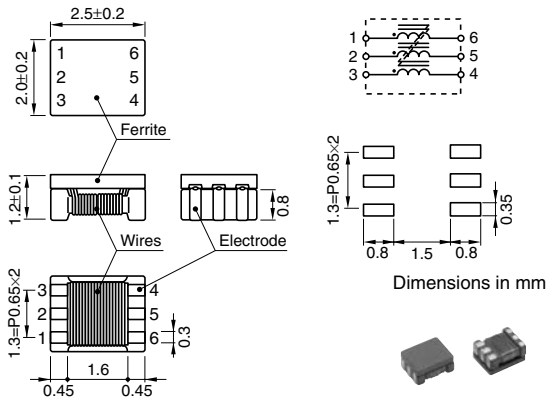
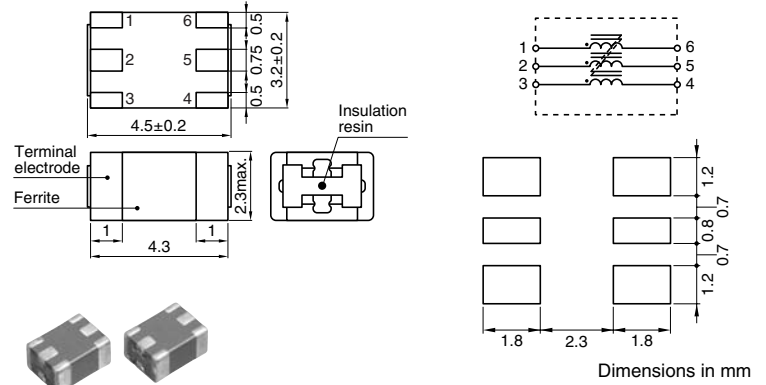
Packaging style	Type	Reel	Quantity
Taping	ACM2012	$\phi$ 180mm	2000 pieces/reel
		$\phi$ 330mm	10000 pieces/reel
	ACM2520	$\phi$ 180mm	2000 pieces/reel
		$\phi$ 330mm	10000 pieces/reel
	ACM3225	$\phi$ 180mm	1000 pieces/reel
		$\phi$ 330mm	5000 pieces/reel
ACM4532	$\phi$ 180mm	500 pieces/reel	
	$\phi$ 330mm	2000 pieces/reel	

##### ACM3225-2P



• Conformity to RoHS Directive: This means that, in conformity with EU Directive 2002/95/EC, lead, cadmium, mercury, hexavalent chromium, and specific bromine-based flame retardants, PBB and PBDE, have not been used, except for exempted applications.

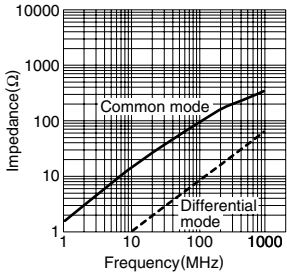
• All specifications are subject to change without notice.

**SHAPES AND DIMENSIONS/CIRCUIT DIAGRAMS/RECOMMENDED PC BOARD PATTERNS**
**3-LINE TYPE**
**ACM2520-3P**

**ACM4532-102-3P**

**ELECTRICAL CHARACTERISTICS**

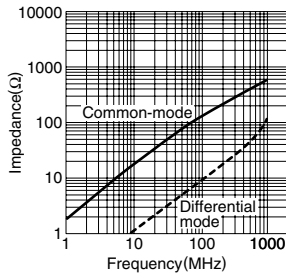
Part No.	Impedance ( $\Omega$ )typ.[100MHz]	DC resistance ( $\Omega$ )max.[Per 1 line]	Rated voltage E <sub>dc</sub> (V)max.	Rated current I <sub>dc</sub> (A)max.
<b>2-LINE</b>				
ACM2012-900-2P	90	0.19	50	0.4
ACM2012-121-2P	120	0.22	50	0.37
ACM2012-201-2P	200	0.25	50	0.35
ACM2012-361-2P	360	0.5	50	0.22
ACM2520-301-2P	300	0.35	20	0.4
ACM2520-451-2P	450	0.4	20	0.35
ACM2520-601-2P	600	0.45	20	0.3
ACM2520-102-2P	1000	0.9	20	0.2
ACM3225-800-2P	80	0.15	20	0.4
ACM3225-161-2P	160	0.2	20	0.35
ACM3225-271-2P	270	0.3	20	0.3
ACM3225-102-2P	1000	0.5	20	0.2
<b>3-LINE</b>				
ACM2520-801-3P	800	1.6	20	0.15
ACM4532-102-3P	1000	0.6	20	0.2

### TYPICAL ELECTRICAL CHARACTERISTICS IMPEDANCE vs. FREQUENCY CHARACTERISTICS

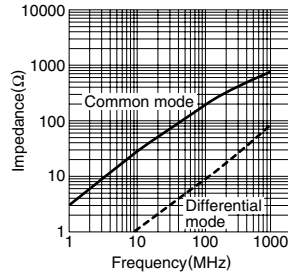
**ACM2012-900-2P**



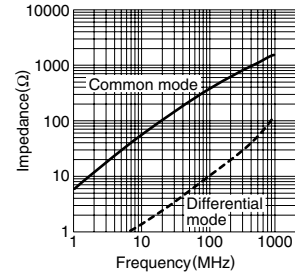
**ACM2012-121-2P**



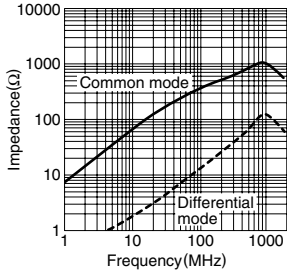
**ACM2012-201-2P**



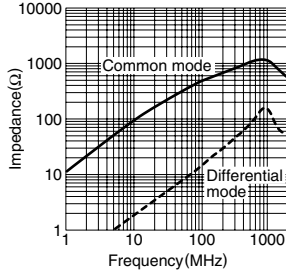
**ACM2012-361-2P**



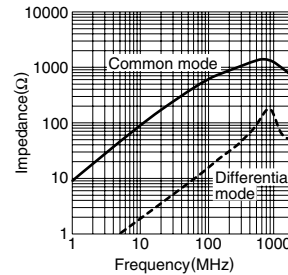
**ACM2520-301-2P**



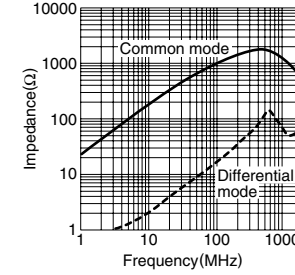
**ACM2520-451-2P**



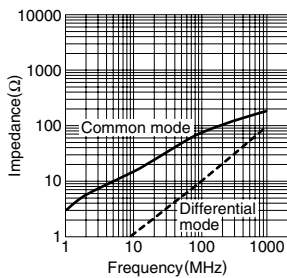
**ACM2520-601-2P**



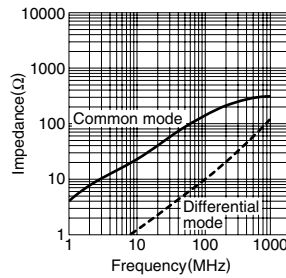
**ACM2520-102-2P**



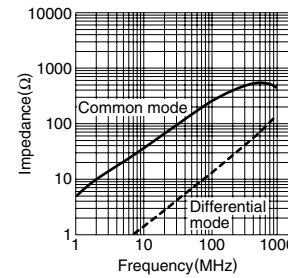
**ACM3225-800-2P**



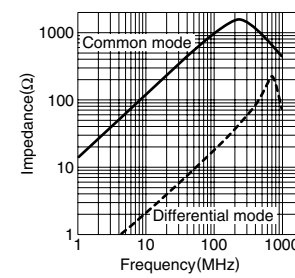
**ACM3225-161-2P**



**ACM3225-271-2P**



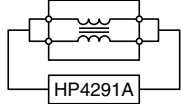
**ACM3225-102-2P**



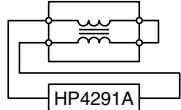
### MEASURING CIRCUITS

#### 2-LINE

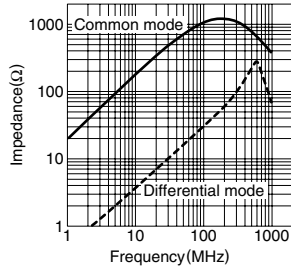
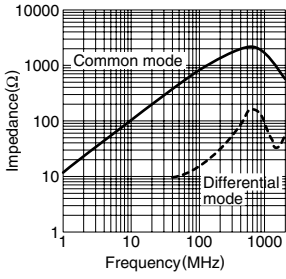
Common mode



Differential mode

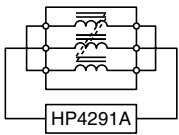


**TYPICAL ELECTRICAL CHARACTERISTICS**  
**IMPEDANCE vs. FREQUENCY CHARACTERISTICS**  
**ACM2520-801-3P      ACM4532-102-3P**



**MEASURING CIRCUITS**  
**3-LINE**

Common mode



Differential mode

