



# SMD Power Inductors

## SMT Shielded Power Inductor - TCSLF6028 Series / 贴片闭磁式功率电感

### ► SMT Shielded Power Inductor Features

- Magnetically shielded construction
- Compact and thin
- Large Current and Low DCR

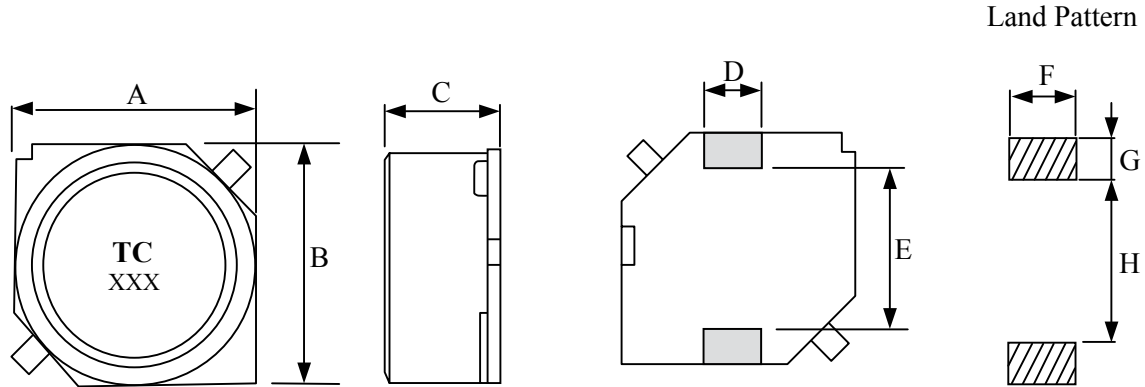
### ► Applications

- Computers, DC/DC converter, VCR Camera.

### ► SMT Shielded Power Inductor Dimensions & Configurations (Unit In mm)

Type	A(max)	B(max)	C(max)	D±0.2	E(max)	F	G	H
TCSLF6028	6.2	6.2	3.0	1.8	3.0	2.2	1.8	2.5

Note: Design as Customer's Requested Specifications.



### ► Electrical Characteristics for TCSLF6028 Series Inductor

Part Number	Inductance (μH)	Test Freq. ( KHz )	DCR (Ω) (max)	IDC (A) (max)
TCSLF6028 - 100M	10.00	1	0.150	1.10
TCSLF6028 - 120M	12.00	1	0.200	1.00
TCSLF6028 - 150M	15.00	1	0.230	0.90
TCSLF6028 - 180M	18.00	1	0.270	0.80
TCSLF6028 - 220M	22.00	1	0.340	0.74
TCSLF6028 - 270M	27.00	1	0.380	0.66
TCSLF6028 - 330M	33.00	1	0.450	0.59
TCSLF6028 - 390M	39.00	1	0.490	0.54
TCSLF6028 - 470M	47.00	1	0.690	0.50
TCSLF6028 - 560M	56.00	1	0.780	0.46
TCSLF6028 - 680M	68.00	1	1.070	0.42
TCSLF6028 - 820M	82.00	1	1.210	0.38
TCSLF6028 - 101M	100.00	1	1.390	0.34
TCSLF6028 - 121M	120.00	1	1.900	0.31
TCSLF6028 - 151M	150.00	1	2.180	0.28
TCSLF6028 - 181M	180.00	1	2.770	0.26
TCSLF6028 - 221M	220.00	1	3.120	0.23
TCSLF6028 - 271M	270.00	1	4.380	0.22
TCSLF6028 - 331M	330.00	1	4.940	0.19

Note: Test Freq.: 1KHz / 0.25V.

Operating Temp.: -40°C ~ +85°C.

Inductance drop=10% typ. at IDC.





# SMD Power Inductors

## ► How to Order

-

①                      ②                      ③

① SMT Shielded Power Inductors

② Inductance

③ Tolerance

Code	Tolerance
K	10%
L	15%
M	20%
N	30%



# SMD Power Inductors

## SMT Shielded Power Inductor - TCSLF Series

### ► SMT Shielded Power Inductor Features

- Magnetically shielded construction
- Compact and thin
- Large Current and Low DCR

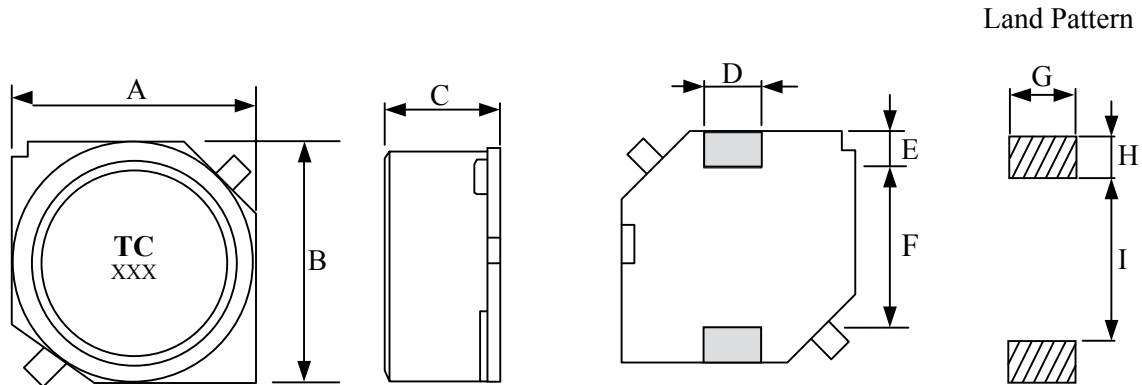
### ► Applications

- Computers, DC/DC converter, VCR Camera.

### ► SMT Shielded Power Inductor Dimensions & Configurations (Unit In mm)

Type	A±0.3	B±0.3	C±0.3	D±0.1	E±0.15	F±0.2	G	H	I
TCSLF10145	10.1	10.1	4.5	3.0	2.0	6.0	3.2	2.5	5.6
TCSLF12555	12.5	12.5	5.5	3.0	2.0	8.3	3.2	2.5	8.0
TCSLF12565	12.5	12.5	6.5	3.0	2.0	8.3	3.2	2.5	8.0
TCSLF12575	12.5	12.5	7.5	3.0	2.0	8.3	3.2	2.5	8.0

Note: Design as Customer's Requested Specifications.



### ► Electrical Characteristics for TCSLF10145 Series Inductor

Part Number	Inductance (μH)	Test Freq. ( KHz )	DCR (Ω) (±20%)	IDC (A) (max)
TCSLF10145 - 100M	10.00	1	0.0364	3.00
TCSLF10145 - 150M	15.00	1	0.0472	2.40
TCSLF10145 - 220M	22.00	1	0.0591	2.10
TCSLF10145 - 330M	33.00	1	0.0815	1.60
TCSLF10145 - 470M	47.00	1	0.100	1.40
TCSLF10145 - 680M	68.00	1	0.140	1.20
TCSLF10145 - 101M	100.00	1	0.200	1.00
TCSLF10145 - 151M	150.00	1	0.350	0.79
TCSLF10145 - 221M	220.00	1	0.470	0.65
TCSLF10145 - 331M	330.00	1	0.680	0.54
TCSLF10145 - 471M	470.00	1	1.030	0.47
TCSLF10145 - 681M	680.00	1	1.600	0.38
TCSLF10145 - 102M	1000.00	1	2.800	0.32
TCSLF10145 - 152M	1500.00	1	3.400	0.22

Note: Test Freq.: 1KHz / 0.25V.

Operating Temp.: -40°C ~ +85°C.

Inductance drop=10% typ. at IDC.





# SMD Power Inductors

## ► Electrical Characteristics for TCSLF12555 Series Inductor

Part Number	Inductance ( $\mu\text{H}$ )	Test Freq. (KHz)	DCR ( $\Omega$ ) ( $\pm 20\%$ )	IDC (A)(max)
TCSLF12555 - 6R0N	6.00	1	0.0164	3.60
TCSLF12555 - 100M	10.00	1	0.0215	3.40
TCSLF12555 - 150M	15.00	1	0.0259	2.80
TCSLF12555 - 220M	22.00	1	0.0338	2.30
TCSLF12555 - 330M	33.00	1	0.0415	1.90
TCSLF12555 - 470M	47.00	1	0.0618	1.60
TCSLF12555 - 680M	68.00	1	0.0832	1.30
TCSLF12555 - 101M	100.00	1	0.117	1.10
TCSLF12555 - 151M	150.00	1	0.190	0.88
TCSLF12555 - 221M	220.00	1	0.270	0.72
TCSLF12555 - 331M	330.00	1	0.410	0.59
TCSLF12555 - 471M	470.00	1	0.520	0.49
TCSLF12555 - 681M	680.00	1	0.760	0.43
TCSLF12555 - 102M	1000.00	1	1.120	0.34
TCSLF12555 - 152M	1500.00	1	1.730	0.29

Note: Test Freq.: 1KHz / 0.25V.

Operating Temp.: -40°C ~ +85°C.

Inductance drop=10% typ. at IDC.

## ► Electrical Characteristics for TCSLF12565 Series Inductor

Part Number	Inductance ( $\mu\text{H}$ )	Test Freq. (KHz)	DCR ( $\Omega$ )( $\pm 20\%$ )	IDC (A) (max)
TCSLF12565 - 2R0N	2.00	1	0.0117	10.00
TCSLF12565 - 4R2N	4.20	1	0.0150	7.30
TCSLF12565 - 7R0N	7.00	1	0.0177	5.70
TCSLF12565 - 100M	10.00	1	0.0202	5.00
TCSLF12565 - 150M	15.00	1	0.0237	4.20
TCSLF12565 - 220M	22.00	1	0.0316	3.50
TCSLF12565 - 330M	33.00	1	0.0406	2.80
TCSLF12565 - 470M	47.00	1	0.0578	2.40
TCSLF12565 - 680M	68.00	1	0.0787	2.00
TCSLF12565 - 101M	100.00	1	0.123	1.60
TCSLF12565 - 221M	220.00	1	0.273	1.00

Note: Test Freq.: 1KHz / 0.25V.

Operating Temp.: -40°C ~ +85°C.

Inductance drop=10% typ. at IDC.



# SMD Power Inductors

## ► Electrical Characteristics for TCSLF12575 Series Inductor

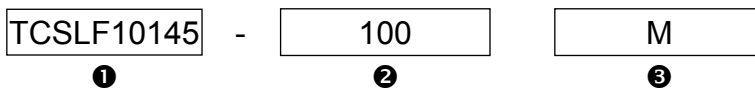
Part Number	Inductance (μH)	Test Freq. (KHz)	DCR (Ω) (±20%)	IDC (A) (max)
TCSLF12575 - 1R2N	1.20	1	0.0050	13.00
TCSLF12575 - 2R7N	2.70	1	0.0094	10.00
TCSLF12575 - 3R9N	3.90	1	0.0104	9.00
TCSLF12575 - 5R6N	5.60	1	0.0116	7.80
TCSLF12575 - 6R8N	6.80	1	0.0131	7.20
TCSLF12575 - 100M	10.00	1	0.0156	5.50
TCSLF12575 - 150M	15.00	1	0.0184	4.70
TCSLF12575 - 220M	22.00	1	0.0263	4.00
TCSLF12575 - 330M	33.00	1	0.0395	3.20
TCSLF12575 - 470M	47.00	1	0.0528	2.70
TCSLF12575 - 680M	68.00	1	0.0778	2.00
TCSLF12575 - 101M	100.00	1	0.125	1.90
TCSLF12575 - 151M	150.00	1	0.175	1.50
TCSLF12575 - 221M	220.00	1	0.258	1.30

Note: Test Freq.: 1KHz / 0.25V.

Operating Temp.: -40°C ~ +85°C.

Inductance drop=10% typ. at IDC.

## ► How to Order



❶ SMT Shielded Power Inductors: TCSLF10145, TCSLF12555, TCSLF12565, TCSLF12575

❷ Inductance

Code	Inductance
1R2	1.20μH
100	10.00μH
101	100.00μH

❸ Tolerance

Code	Tolerance
K	10%
L	15%
M	20%
N	30%