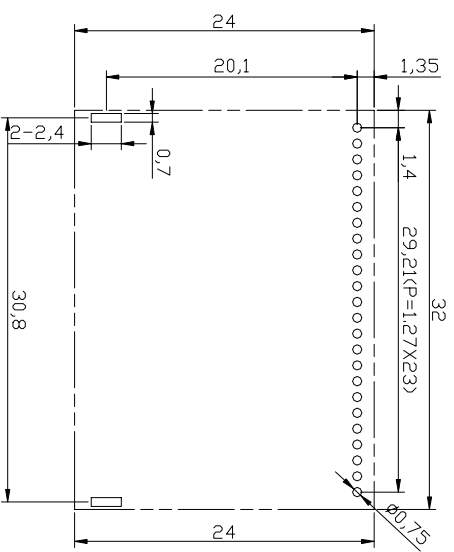
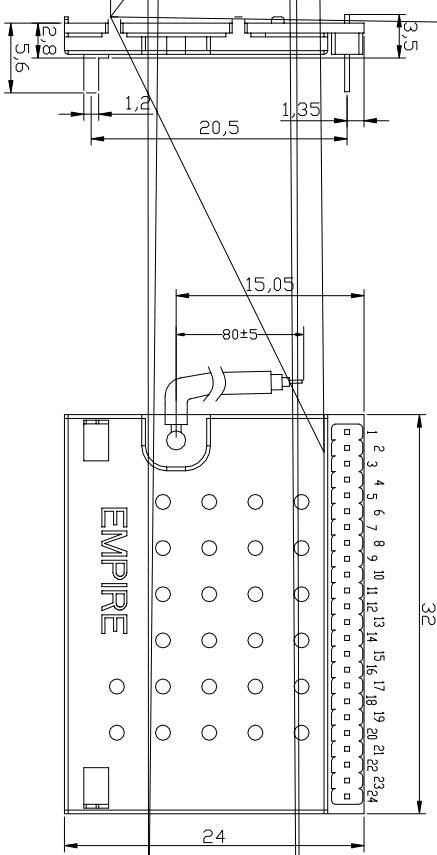
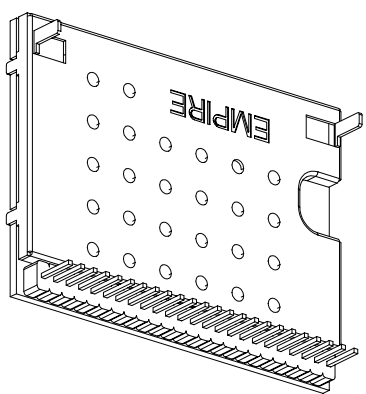


PIN ASSIGNMENT

Pin No.	DTN-707/DTN-708	
1	ANT_B+	ANT 5V Supply
2	+3.3V	DC 3.3V
3	+1.8V	DC 1.8V
4	NC	NC
5	GND	GND
6	RESET	Reset Pin
7	ERRDR DUT	Uncorrectable Block Indicator
8	MD-CLK	MPEG Output Clock
9	MD7	MPEG Data Output
10	MD6	
11	MD5	
12	MD4	
13	MD3	
14	MD2	MPEG Data Output Start Signal
15	MD1	
16	MD0	
17	FRAME SYNC	MPEG Data Output Valid
18	VALID	1°C For Dem, 1C
19	SCL	
20	SDA	
21	GND	GND
22	NC/VIDDED	NC For DTN-707 Video Out For DTN-708
23	GND	GND
24	NC/AUDIO	NC For DTN-707 Audio Out For DTN-708



(VIEWED FROM BOTTOM)



PUNCHING PATTERN OF CHASSIS PCB

(VIEWED FROM BOTTOM)

TOLERANCE

UNIT: MM	F	G	H
< 8	±0.05	±0.10	±0.10
< 8-25	±0.08	±0.15	±0.15
< 25-80	±0.12	±0.20	±0.25
< 80-250	±0.25	±0.30	±0.40
< 250-800	±0.50	±0.60	±0.80

EMPIRE OVERSEAS GROUP LTD

NAME: DVB-T NIM	MODEL NO: DTN-707/708
PART NO:	SCALE: FIT
COLOR:	FINISH:
MATERIAL:	DATE: 2006.05.26
SHEET 1 OF 1	DRAWING NO:
APPROVED:	CHECKED:
DRAWN: WJZY	REVISION: 00

