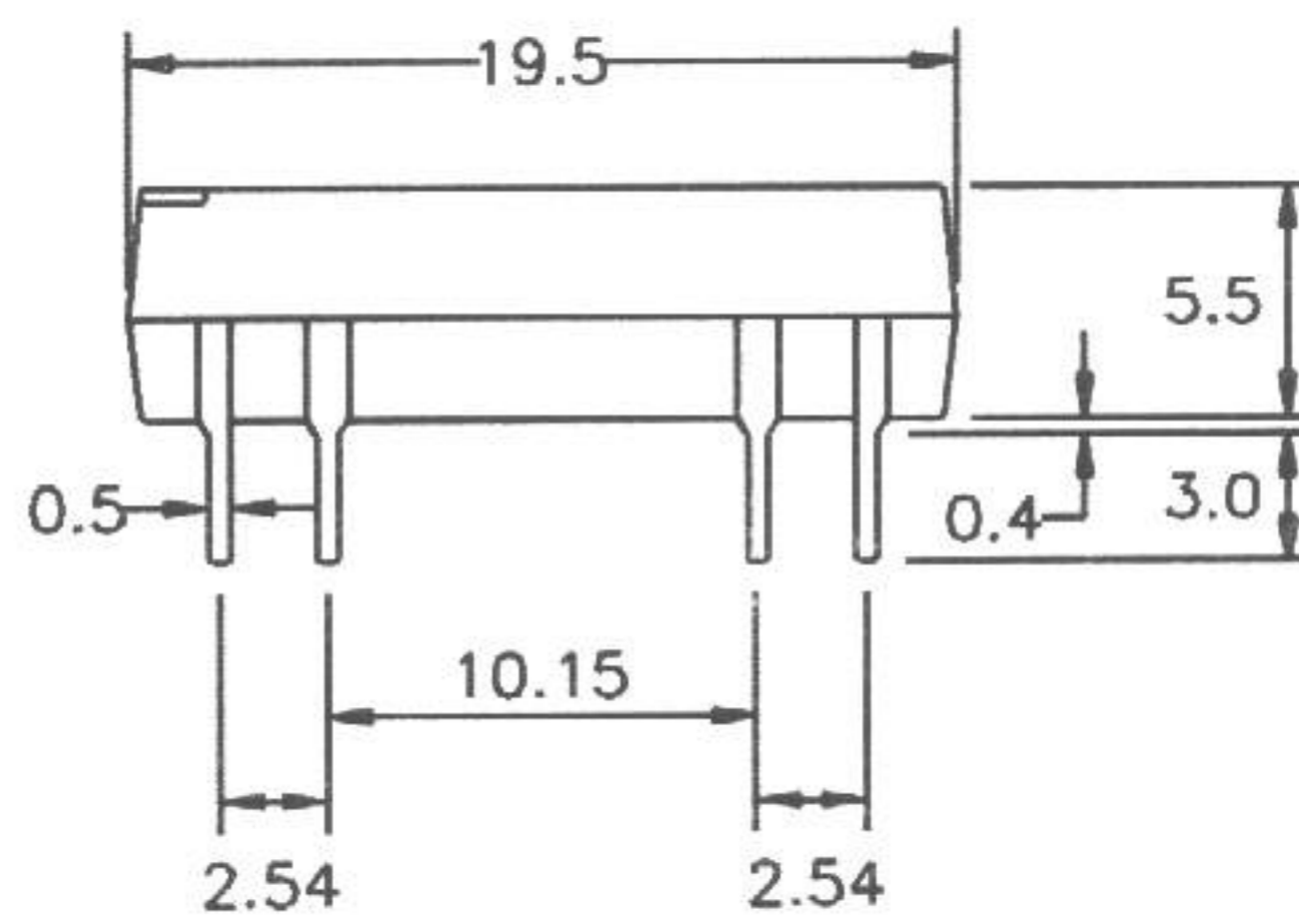
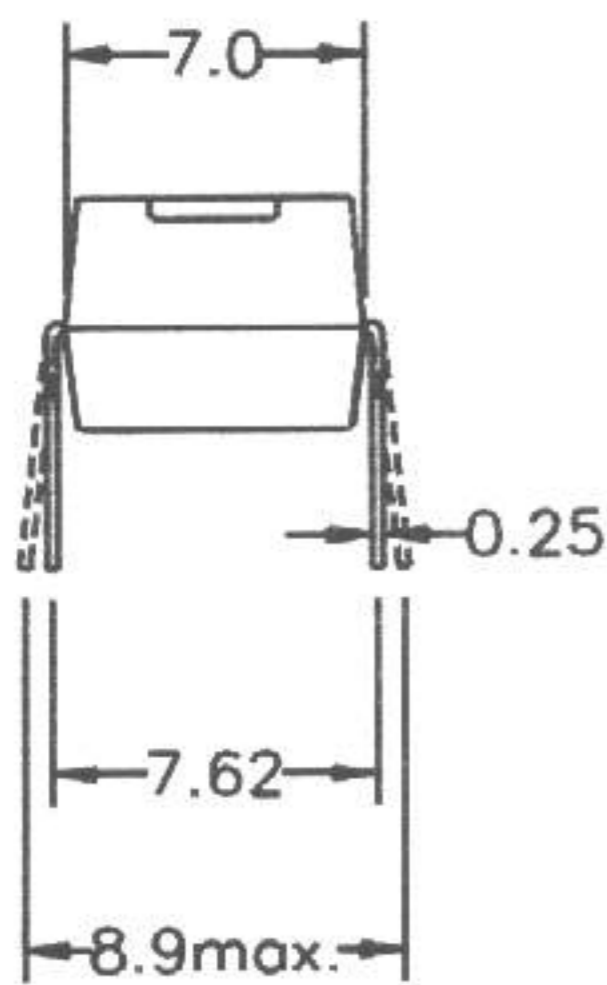



PRODUCT SPECIFICATION

DATE: 05/11/94'

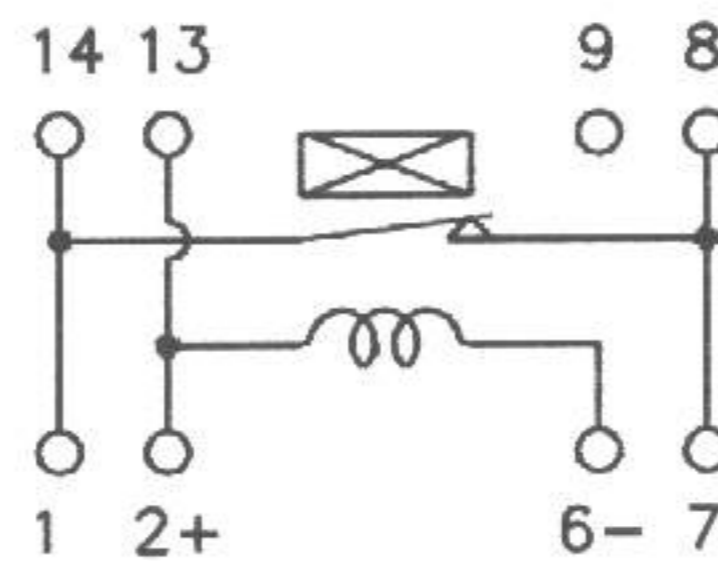
KUAN HSI ELECTRONICS CO.,LTD.	Reed Relay : D1B241000	NO. 50R02009	REV.
		SHEET 1 OF 2	1

1. OUTSIDE DIMENSION : UNIT (mm)



TOLERANCE : $\pm 0.1\text{mm}$

2. SCHEMATIC : TOP VIEW



ISSUE <i>Jacky Wong</i> 5-11-1994	CHECK <i>Alan Ling</i> 5-12-1994	APPROVED <i>[Signature]</i> 5-13-1994
--------------------------------------	-------------------------------------	--

PRODUCT SPECIFICATION

DATE: 05/11/94'

KUAN HSI ELECTRONICS CO.,LTD.	Reed Relay : D1B241000	NO. 50R02009	REV.
		SHEET 2 OF 2	1

3.0 COIL RATINGS: (AT 20°C)

3.1	Coil resistance	2150	(Ω ± 10%)
3.2	Nominal coil voltage	24	(VDC)
3.3	Maximun Continuous voltage	28	(VDC)
3.4	Must operate	18	(VDC)
3.5	Must release	2.4	(VDC)
3.6	Rated current	11.1	(mA)

4.0 ELECTRONICAL CHARACTERISTICS :

4.1	Contact resistance	100	(mΩ max)
4.2	Operate time	0.5	(mS max)
4.3	Bounce time	0.5	(mS max)
4.4	Release time	0.2	(mS max)
4.5	Insulation resistance (100 VDC open contact)	10 ¹¹	(Ω min)
4.6	Power	10	(VA max)
4.7	Switching voltage	200	(VDC max)
4.8	Switching current	0.5	(A max)
4.9	Carry current	1.0	(A max)
4.10	Breakdown voltage (across open contact)	250	(VDC min)
	(between coil & contact)	500	(VDC min)
4.11	Life expectancy (signal level)	10 ⁸	
4.12	Operating temp.	-40	to 85°C
4.13	Storage temp.	-50	to 125°C
4.14	Resonant frequency	3.5	(KHZ)
4.15	Vibration (10 - 2000 HZ)	20	(g max)
4.16	Minimum permissible load	100	mVDC 10uA

ISSUE <i>Jacky Wang</i> 5-11-1994	CHECK <i>Alan Lai</i> 5-12-1994	APPROVED <i>[Signature]</i> 5-13-1994
--------------------------------------	------------------------------------	--