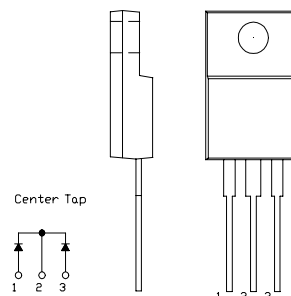


# SBD Type : FCH30A06

OUTLINE DRAWING

**FEATURES**

- \*TO-220AB Case
- \*Fully Molded
- \*Dual Diodes – Cathode Common
- \*Low Forward Voltage Drop
- \*High Surge Capability
- \*T<sub>j</sub>=150 °C operation


**Maximum Ratings**

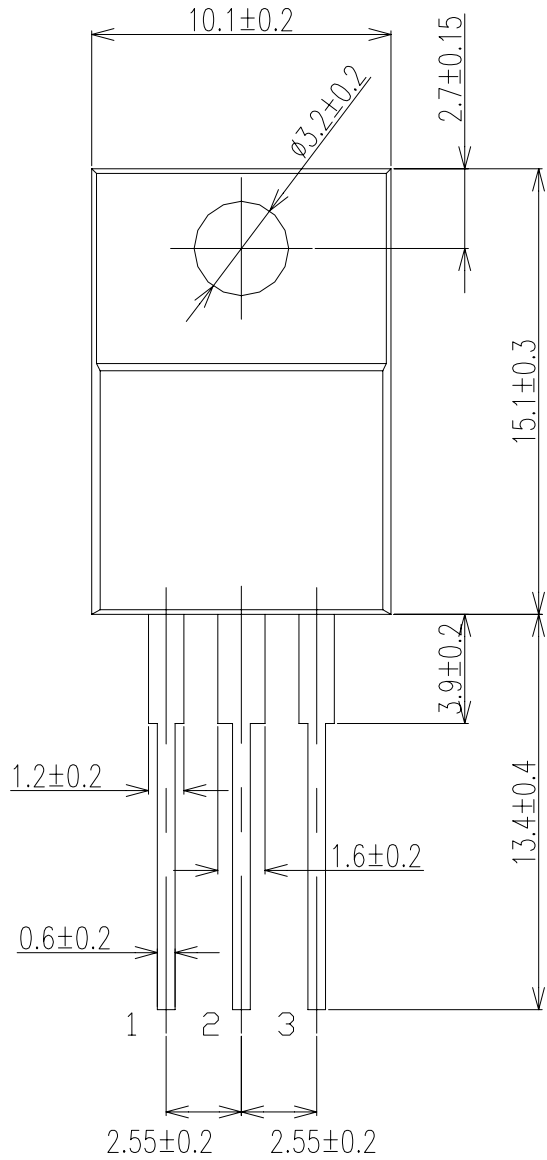
Approx Net Weight: 1.75g

Rating	Symbol	FCH30A06		Unit
Repetitive Peak Reverse Voltage	V <sub>RRM</sub>	60		V
Repetitive Peak Surge Reverse Voltage	V <sub>RRSM</sub>	65(pulse width ≤ 1μs duty ≤ 1/50)		V
Average Rectified Output Current	I <sub>O</sub>	30	T <sub>c</sub> =108°C 50 Hz Full Sine Wave Resistive Load	A
RMS Forward Current	I <sub>F(RMS)</sub>	33.3		A
Surge Forward Current	I <sub>FSM</sub>	200	50Hz Full Sine Wave ,1cycle Non-repetitive	A
Operating JunctionTemperature Range	T <sub>jw</sub>	-40 to +150		°C
Storage Temperature Range	T <sub>stg</sub>	-40 to +150		°C
Mounting torque	F <sub>tor</sub>	recommended torque = 0.5		N•m

**Electrical • Thermal Characteristics**

Characteristics	Symbol	Conditions	Min.	Typ.	Max.	Unit
Peak Reverse Current	I <sub>RM</sub>	T <sub>j</sub> = 25°C, V <sub>RM</sub> = V <sub>RRM</sub> per arm	-	-	1	mA
Peak Forward Voltage	V <sub>FM</sub>	T <sub>j</sub> = 25°C, I <sub>FM</sub> = 15 A per arm	-	-	0.69	V
Thermal Resistance	R <sub>th(j-c)</sub>	Junction to Case	-	-	1.5	°C /W
	R <sub>th(c-f)</sub>	Cace to Fin	-	-	1.5	°C /W

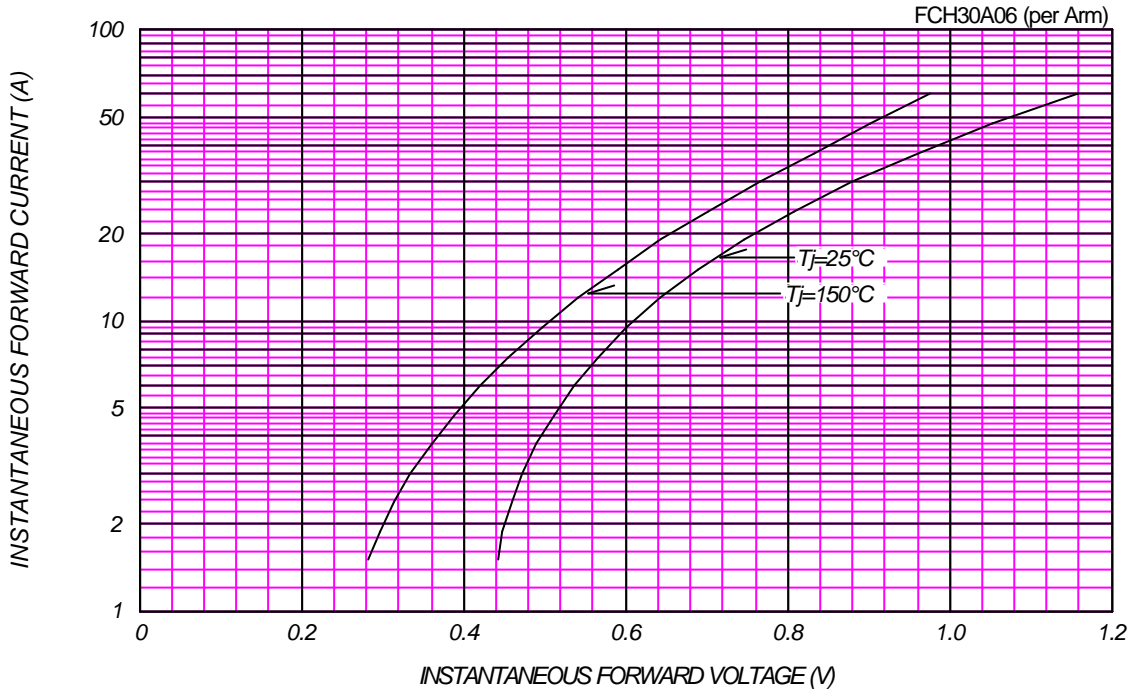
FCH\_A\_OUTLINE DRAWING (Dimensions in mm)



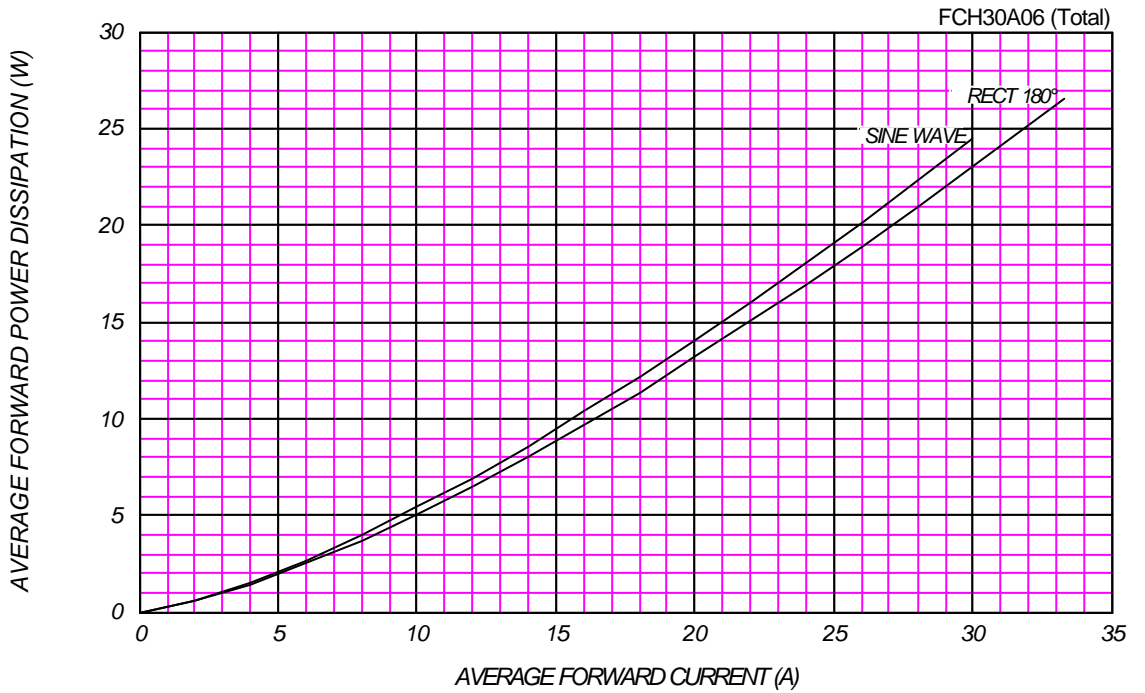
Center Tap



### FORWARD CURRENT VS. VOLTAGE



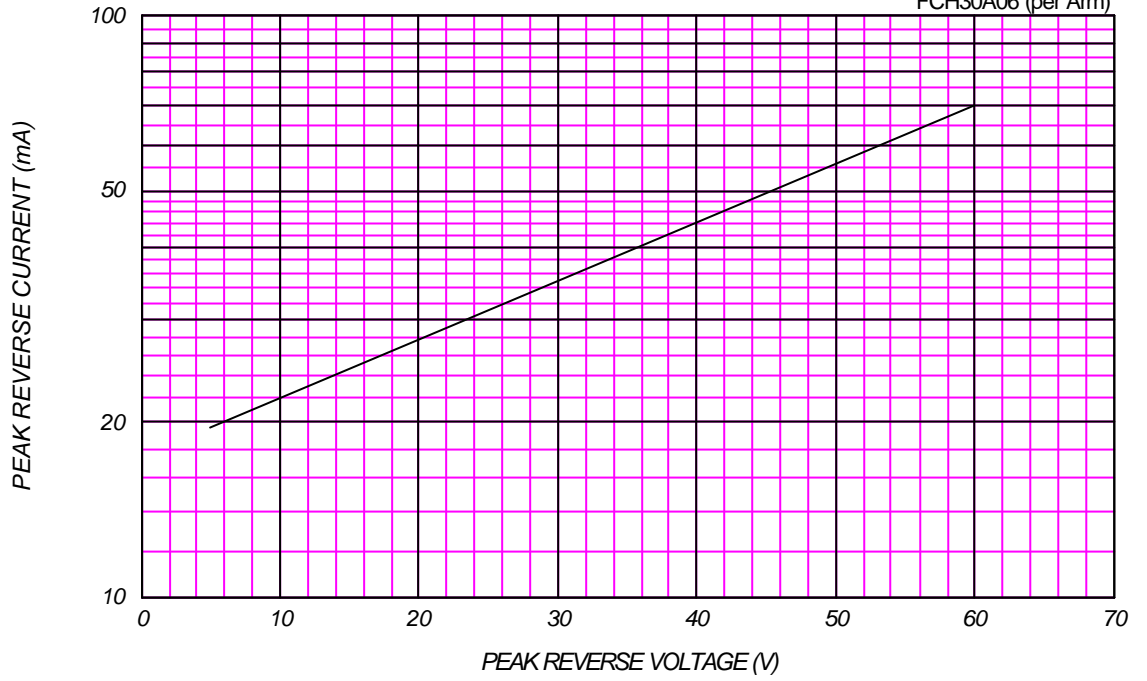
### AVERAGE FORWARD POWER DISSIPATION



PEAK REVERSE CURRENT VS. PEAK REVERSE VOLTAGE

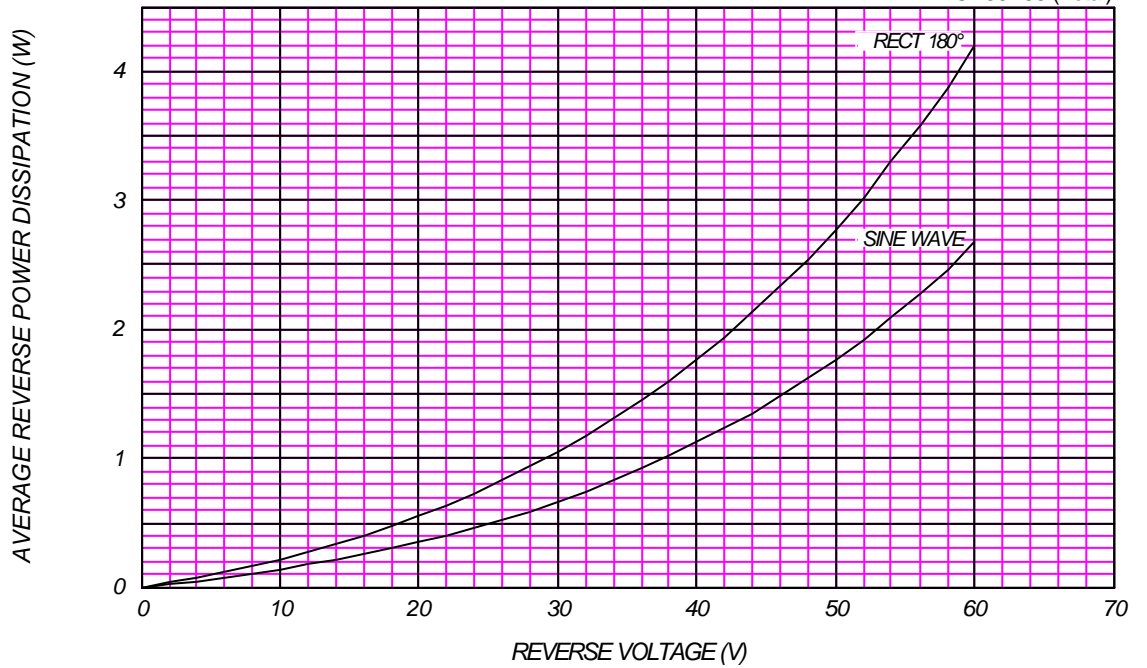
T<sub>j</sub> = 150 °C

FCH30A06 (per Arm)



AVERAGE REVERSE POWER DISSIPATION

FCH30A06 (Total)

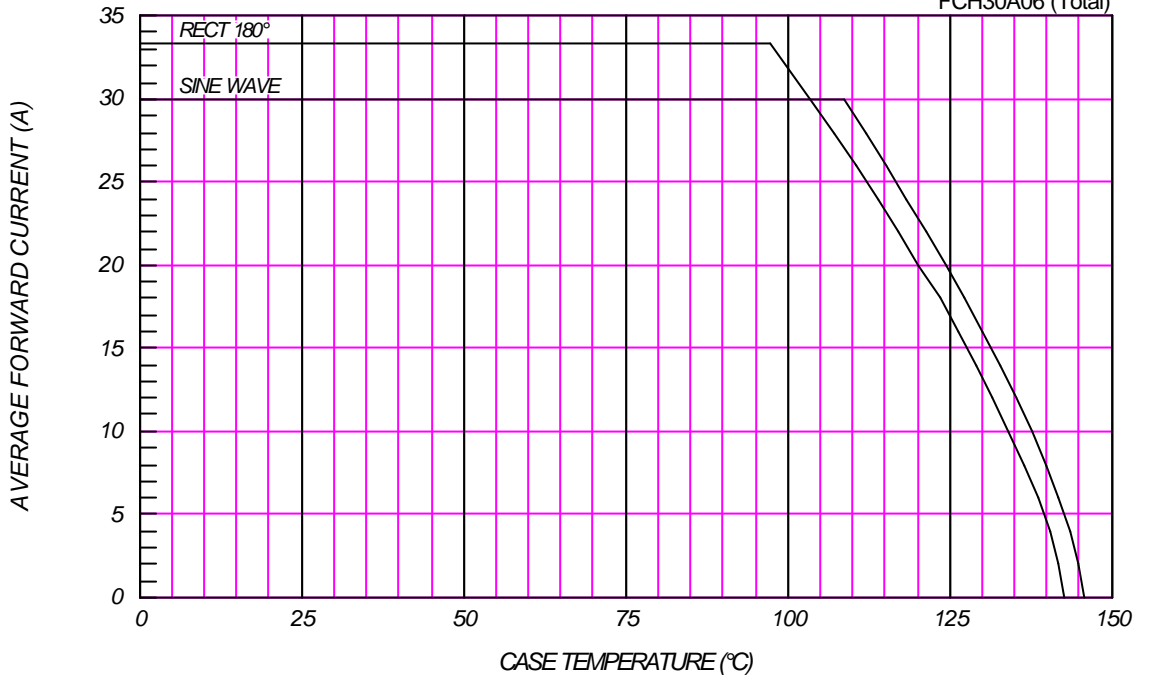




### AVERAGE FORWARD CURRENT VS. CASE TEMPERATURE

$V_{RM}=60\text{ V}$

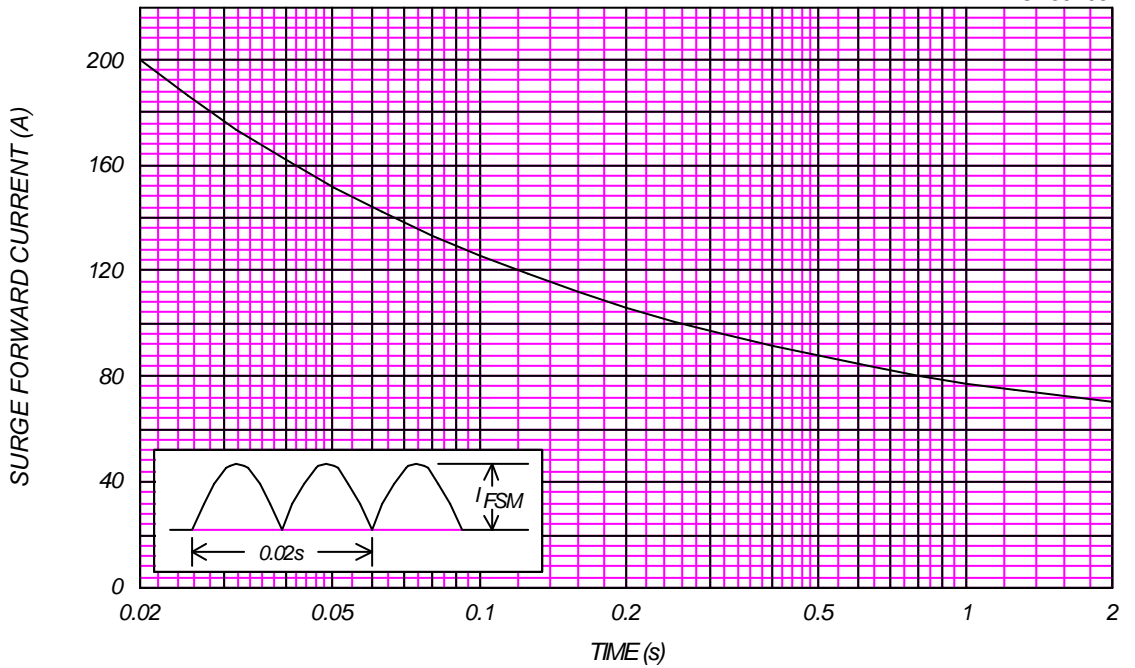
FCH30A06 (Total)



### SURGE CURRENT RATINGS

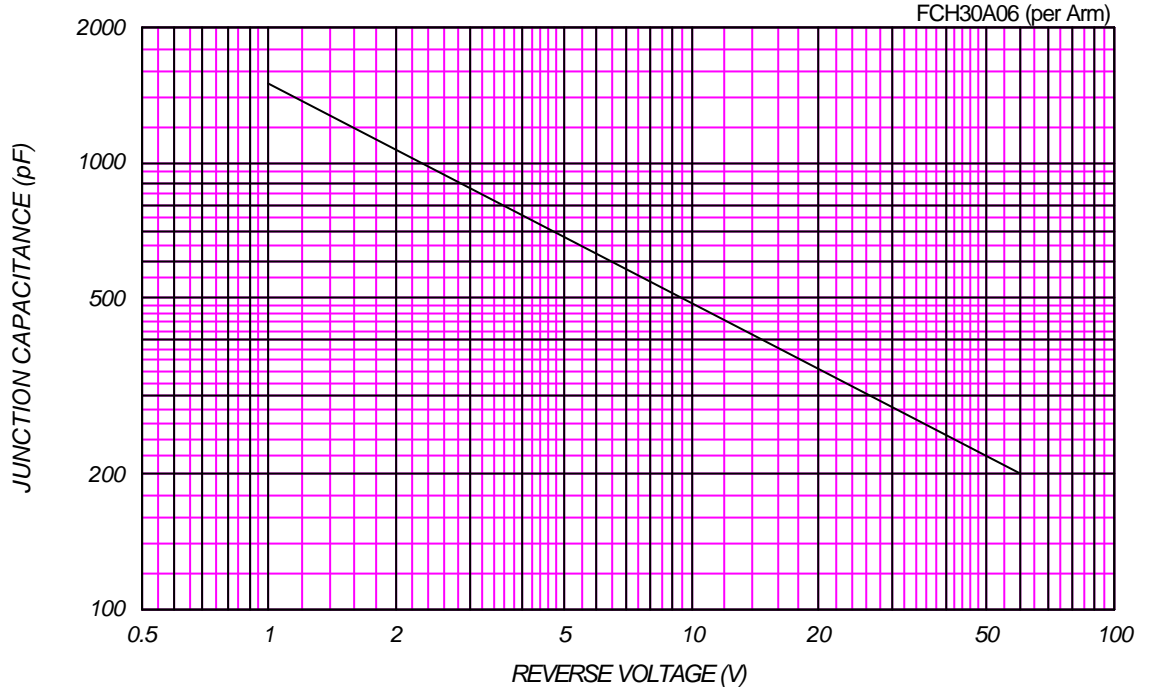
$f=50\text{ Hz}$ , Sine Wave, Non-Repetitive, No Load

FCH30A06



### JUNCTION CAPACITANCE VS. REVERSE VOLTAGE

$T_j=25^\circ\text{C}$ ,  $V_m=20\text{mV}_{\text{RMS}}$ ,  $f=100\text{kHz}$ , Typical Value



**This datasheet has been downloaded from:**

**[www.EEworld.com.cn](http://www.EEworld.com.cn)**

**Free Download**

**Daily Updated Database**

**100% Free Datasheet Search Site**

**100% Free IC Replacement Search Site**

**Convenient Electronic Dictionary**

**Fast Search System**

**[www.EEworld.com.cn](http://www.EEworld.com.cn)**