

DATA SHEET

AS225-313, AS225-313LF: PHEMT GaAs IC 1 W Low Loss 0.1–6 GHz SPDT Switch

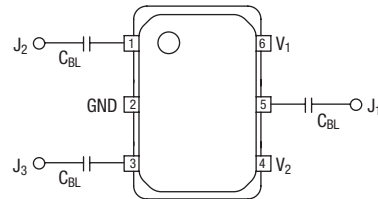
Applications

- WLAN 802.11a, b, g

Features

- Positive low voltage control (0/3 V)
- Low insertion loss (0.6 dB, 0.1–6 GHz)
- High linearity (IIP3 = 53 dBm @ 3 V)
- Miniature QFN-6 pin plastic package (2 mm x 3 mm)
- PHEMT process
- Available lead (Pb)-free and RoHS-compliant MSL-1 @ 260 °C per JEDEC J-STD-020

Pin Out (Top View)



DC blocking capacitors (C_{BL}) must be supplied externally.
 $C_{BL} = 15 \text{ pF}$.

Description

The AS225-313 is a 0.1–6 GHz PHEMT GaAs IC SPDT antenna switch. Designed for WLAN applications, this device is capable of switching 1 W microwave signals with 3 V control voltage while maintaining high-linearity performance. The switch covers the entire 802.11a, b and g frequency ranges. The low-loss, high-isolation, high-linearity and low-cost features make this switch ideal for Wireless LAN systems.

NEW Skyworks offers lead (Pb)-free, RoHS (Restriction of Hazardous Substances)-compliant packaging.



Electrical Specifications at 25 °C

$Z_0 = 50 \Omega$, $V_{CTRL} = 0/3 \text{ V}$, unless otherwise noted

Parameter	Test Condition	Frequency	Min.	Typ.	Max.	Unit
Insertion loss	J_1-J_2, J_1-J_3	0.10–6.00 GHz		0.60	0.75	dB
		2.40–2.50 GHz		0.50	0.65	dB
		5.15–5.85 GHz		0.60	0.70	dB
Isolation	J_1-J_2, J_1-J_3	0.10–6.00 GHz	18	20		dB
		2.40–2.50 GHz	18	20		dB
		5.15–5.85 GHz	19	21		dB
Return loss	J_1-J_2, J_1-J_3	0.10–6.00 GHz	18	20		dB
		2.40–2.50 GHz	23	25		dB
		5.15–5.85 GHz	21	23		dB

 **Innovation to Go™**
 Now available for purchase online.

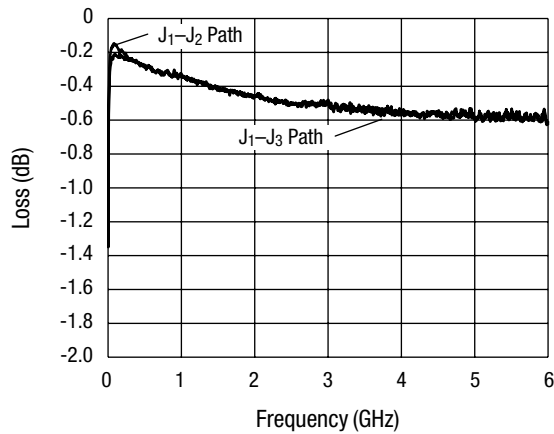
Operating Characteristics at 25 °C

$Z_0 = 50 \Omega$, $V_{CTRL} = 0/3 V$, unless otherwise noted

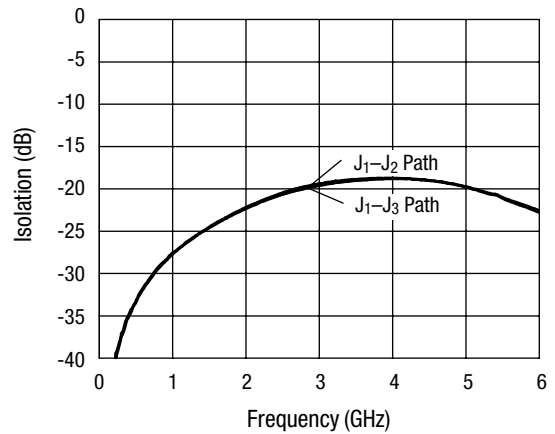
Parameter	Condition	Frequency	Min.	Typ.	Max.	Unit
P ₁ dB	@ 3 V	5200 MHz		30		dBm
	@ 5 V	5200 MHz		34		dBm
2nd harmonic	P _{IN} = 22 dBm, V _C = 3 V V _C = 5 V	2450 MHz		70		dBc
		2450 MHz		75		dBc
3rd harmonic	P _{IN} = 22 dBm, V _C = 3 V V _C = 5 V	2450 MHz		68		dBc
		2450 MHz		70		dBc
Input IP3	Two-tone 15 dBm, 5 MHz spacing V _{CTL} = 0/3 V V _{CTL} = 0/5 V	5200 MHz		53		dBm
		5200 MHz		55		dBm
Control voltage	V _C HIGH		2.5	3.00	5.00	V
	V _C LOW			-0.25	0.25	V
Gate leakage	V _C = 3 V			10	100	μA
	V _C = 5 V			15	200	μA

Typical Performance Data

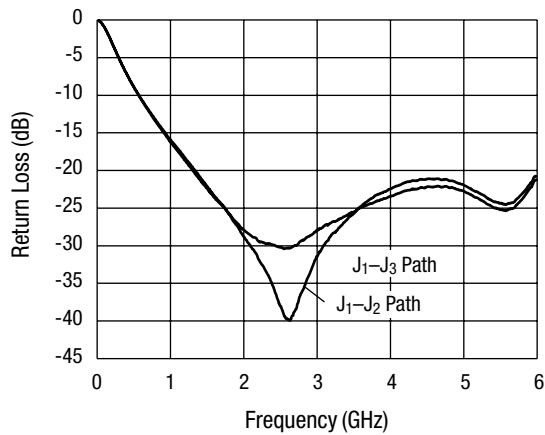
$Z_0 = 50 \Omega$, $V_{CTRL} = 0/3 V$, unless otherwise noted



Insertion Loss vs. Frequency



Isolation vs. Frequency



Return Loss vs. Frequency

Absolute Maximum Ratings

Characteristic	Value
Max input power @ 0/3 V	32 dBm
Max input power @ 0/5 V	35 dBm
Operating voltage	8 V
Operating temperature	-40 °C to +85 °C
Storage temperature	-65 °C to +150 °C

Performance is guaranteed only under the conditions listed in the specifications table and is not guaranteed under the full range(s) described by the Absolute Maximum specifications. Exceeding any of the absolute maximum/minimum specifications may result in permanent damage to the device and will void the warranty.

CAUTION: Although this device is designed to be as robust as possible, ESD (Electrostatic Discharge) can damage this device. This device must be protected at all times from ESD. Static charges may easily produce potentials of several kilovolts on the human body or equipment, which can discharge without detection. Industry-standard ESD precautions must be employed at all times.

Recommended Solder Reflow Profiles

Refer to the [“Recommended Solder Reflow Profile”](#) Application Note.

Tape and Reel Information

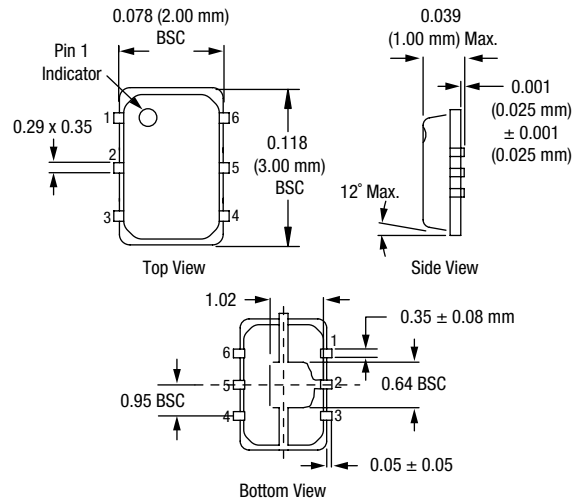
Refer to the [“Discrete Devices and IC Switch/Attenuators Tape and Reel Package Orientation”](#) Application Note.

Truth Table

V ₁	V ₂	J ₁ -J ₂	J ₁ -J ₃
0	V _{HIGH}	Isolation	Insertion loss
V _{HIGH}	0	Insertion loss	Isolation

All other conditions not recommended.
V_{HIGH} = 2.5 to 5 V.

QFN-6



Copyright © 2002, 2003, 2004, 2005, 2006, Skyworks Solutions, Inc. All Rights Reserved.

Information in this document is provided in connection with Skyworks Solutions, Inc. ("Skyworks") products or services. These materials, including the information contained herein, are provided by Skyworks as a service to its customers and may be used for informational purposes only by the customer. Skyworks assumes no responsibility for errors or omissions in these materials or the information contained herein. Skyworks may change its documentation, products, services, specifications or product descriptions at any time, without notice. Skyworks makes no commitment to update the materials or information and shall have no responsibility whatsoever for conflicts, incompatibilities, or other difficulties arising from any future changes.

No license, whether express, implied, by estoppel or otherwise, is granted to any intellectual property rights by this document. Skyworks assumes no liability for any materials, products or information provided hereunder, including the sale, distribution, reproduction or use of Skyworks products, information or materials, except as may be provided in Skyworks Terms and Conditions of Sale.

THE MATERIALS, PRODUCTS AND INFORMATION ARE PROVIDED "AS IS" WITHOUT WARRANTY OF ANY KIND, WHETHER EXPRESS, IMPLIED, STATUTORY, OR OTHERWISE, INCLUDING FITNESS FOR A PARTICULAR PURPOSE OR USE, MERCHANTABILITY, PERFORMANCE, QUALITY OR NON-INFRINGEMENT OF ANY INTELLECTUAL PROPERTY RIGHT; ALL SUCH WARRANTIES ARE HEREBY EXPRESSLY DISCLAIMED. SKYWORKS DOES NOT WARRANT THE ACCURACY OR COMPLETENESS OF THE INFORMATION, TEXT, GRAPHICS OR OTHER ITEMS CONTAINED WITHIN THESE MATERIALS. SKYWORKS SHALL NOT BE LIABLE FOR ANY DAMAGES, INCLUDING BUT NOT LIMITED TO ANY SPECIAL, INDIRECT, INCIDENTAL, STATUTORY, OR CONSEQUENTIAL DAMAGES, INCLUDING WITHOUT LIMITATION, LOST REVENUES OR LOST PROFITS THAT MAY RESULT FROM THE USE OF THE MATERIALS OR INFORMATION, WHETHER OR NOT THE RECIPIENT OF MATERIALS HAS BEEN ADVISED OF THE POSSIBILITY OF SUCH DAMAGE.

Skyworks products are not intended for use in medical, lifesaving or life-sustaining applications, or other equipment in which the failure of the Skyworks products could lead to personal injury, death, physical or environmental damage. Skyworks customers using or selling Skyworks products for use in such applications do so at their own risk and agree to fully indemnify Skyworks for any damages resulting from such improper use or sale.

Customers are responsible for their products and applications using Skyworks products, which may deviate from published specifications as a result of design defects, errors, or operation of products outside of published parameters or design specifications. Customers should include design and operating safeguards to minimize these and other risks. Skyworks assumes no liability for applications assistance, customer product design, or damage to any equipment resulting from the use of Skyworks products outside of stated published specifications or parameters.

Skyworks, the Skyworks symbol, "Breakthrough Simplicity" and "Innovation to Go" are trademarks or registered trademarks of Skyworks Solutions, Inc., in the United States and other countries. Third-party brands and names are for identification purposes only, and are the property of their respective owners. Additional information, including relevant terms and conditions, posted at www.skyworksinc.com, are incorporated by reference.