

Main Feature

1. Switching capacity 5A is available with 2 Change-Over contact.
2. Slim type and small occupying area can offer high dense P.C. Board technique.
3. Insulation distance of 8mm Min. is designed. The employment of insulation material is meeting to JIS insulation class E. Dielectric Strength of 5,000V Min. and Surge Strength 10,000V Min. is realized.
4. 1/8 Horse Power at 120VAC and 1/8 Horse Power at 250VAC are certified by UL & CSA.
5. TV-3 at 120VAC rating is approved by UL.
6. Complete protective construction is designed from dust and soldering flux. If required, plastic sealed type is available for washing procedure.

Contact Rating

Load Type	MI-2P(DM/LM)	MI-2P(D/L)
Rated Load (Resistive)	5A 250VAC	5A 250VAC
	5A 30VDC	5A 30VDC
Contact Capacity	TV-3 120VAC	TV-3 120VAC
	250VAC, 1/8HP	250VAC, 1/8HP
Rated Carrying Current	5A	5A
Max. Allowable Voltage	AC: 240V	AC: 240V
	DC:110V	DC:110V
Max. Allowable Current	5A	5A
Max. Allowable Power Force	1,250VA	1,250VA
	150W	150W
Contact Material	Ag Alloy	Ag Alloy
Contact Form	DPST	DPDT

Application

Cooking Appliances, Air Conditioner, Audio Equipment, Domestic Appliances, Controlling Equivalent, etc.

Performance (at Initial Value)

- Contact Resistance 100mΩMax. @1A,6VDC
- Operate Time..... 15mSec. Max. (D Type)
20mSec. Max. (L Type)
- Release Time 8 mSec. Max.
- Dielectric Strength:
Between Coil & Contact 5,000VAC at 50/60 Hz
for one minute.
Between Contacts 1,000VAC at 50/60 Hz
for one minute.
- Surge Strengt 10,000V (between Coil
& Contact 1.2x50μSec.)
- Insulation Resistance 100 MegaΩ Min. at
500VDC.
- Max. On/Off Switching :
Electrical..... 20 Cycles per Minute.
Mechanical 300 Cycles per Minute.
- Temperature Range..... -30~55°C
- Humidity Range..... 45~85% RH.
- Coil Temperature Rise..... 45°C Max. (D Type)
35°C Max. (L Type)
- Vibration:

Endurance.....10 to 55 Hz dual
amplitude width 1.5mm.
Error Operation 10 to 55 Hz dual
amplitude width 1.5mm.

- Shock :
Endurance 1,000 m/S².
Error Operation 100 m/S².
- Life Expectancy :
Mechanical 10⁷ Operations at No
Load condition.
Electrical 10⁵ Operations at
Rated Resistive Load.
2.5x10⁴ Operations at
TV Rated Load.
- Weight.....About 13.8 g.

Accessories & Sockets

- PI-50BE.....See Page 151
- PI-50BE/3.....See Page 151
- PI-50-0See Page 152

Safety Standard & Its File Number

- UL , CSA , TÜV
- FIMKO(L/LM Type)FI 11385
- SEMKO(L/LM Type).....9834069/01
- VDE (MI-D/DM/L/LM Type)..6486ÜG

Coil Specification (at 20°C)

Coil Sensitivity	Nominal Voltage (VDC)	Nominal Current (mA)	Coil Resistance ($\Omega \pm 10\%$)	Power Consumption (W)	Pull-In Voltage (VDC)	Drop-Out Voltage (VDC)	Maximum Allowable Voltage (VDC)
MI-2P D/DM Type	3	240	12.5	Abt. 0.72	80% Maximum	5% Minimum	130%
	5	138.9	36				
	6	120	50				
	9	78.3	115				
	12	60	200				
	14	51.5	272				
	18	40	450				
	21	34.3	612.5				
	24	29.3	820				
	28	25.7	1,089				
48	14.5	3,300					
MI-2P L/LM Type	3	176.5	17	Abt. 0.54	80% Maximum	5% Minimum	130%
	5	106.4	50				
	6	88	68				
	9	58	155				
	12	44.4	270				
	14	38.6	363				
	18	30	600				
	21	25.7	817				
	24	21.8	1,100				
	28	19.3	1,452				
48	10.9	4,400					

Ordering Information

MI - SS - 2 12 D M

Contact Form:

Nil: One Form C

M: One Form A

B: One Form B

Coil Type:

D: Standard DC Coil

L: High Sensitivity DC Coil

Coil Voltage:

03:3V, **05:**5V, **06:**6V, **09:**9V, **12:**12V, **14:**14V, **18:**18V, **21:**21V,

24: 24V, **28:** 28V, **48:** 48V

Number of Pole:

2: Two Poles

Type of Sealing:

SS: Flow Solder Type

SH: Plastic Sealed Type

Type:

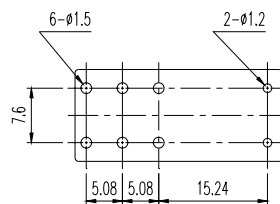
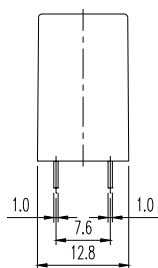
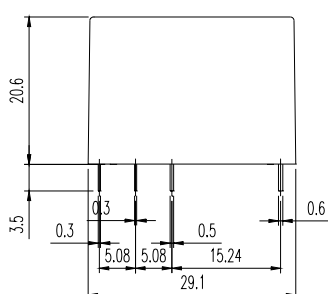
MI

Classification

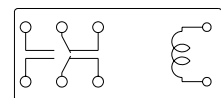
Model	MI - 2P					
	Standard DC Coil			High Sensitivity DC Coil		
Contact Form	2C	2A	2B	2C	2A	2B
Flow Solder Type	MI-SS-2□□D	MI-SS-2□□DM	MI-SS-2□□DB	MI-SS-2□□L	MI-SS-2□□LM	MI-SS-2□□LB
Plastic Sealed Type	MI-SH-2□□D	MI-SH-2□□DM	MI-SH-2□□DB	MI-SH-2□□L	MI-SH-2□□LM	MI-SH-2□□LB

Dimension ($\leq 5\text{mm} \pm 0.2\text{mm}$, $> 5\text{mm} \pm 0.3\text{mm}$, the tolerance of PCB thru hole: $+0.1\text{mm}$)

MI-2P-SS/SH



BOTTOM VIEW



BOTTOM VIEW