




Industrial & Electrical Components

Miniature
P.C.B Relay

Part No.

NRP-03K



Ultra-small type with dimensions.
High sensitivity: 150mW coil power
UL/C-UL recognized
Sealed type available

CONTACT

Arrangement	1C
Contact Material	AuAg
Contact Resistive	100 mΩ
Rating	
Resistive load (cosφ=1)	2A 120VAC/24VDC
Max. Switching Voltage	
	120VAC / 60VDC
Max. Switching Current	
	2A
Max. Switching Power	
	240VA / 48W
Expected life	
Mechanical	1×10 ⁷ Min
Electrical	1×10 ⁵ Min.

CHARACTERISTICS

Operate Time	4ms. Max.
Release Time	3ms. Max.
Initial breakdown voltage	
Between Coil & Contact	1000VAC (50/60Hz) for 1 min.
Between Open Contacts	400VAC (50/60Hz) for 1 min.
Insulation Resistance	
	Min. 100MΩ (500 VDC)
Shock:	
Endurance	10G
Damage	100G
Vibration	
Endurance	10 to 55 Hz , 1.5mm D.A.
Damage	10 to 55 Hz , 1.5mm D.A.
Humidity	
	85%RH
Ambient temperature	
	-30 to +70
Unit weight	
	2.3g

ORDERING INFORMATION

e.g

NRP - 03K - C - 12D - H

Series: Miniature p.c.b Relay

Part No.

Contact Form: C=1C/O

Coil Voltage: 12D= 12Vdc

Nil= 0.20W coil power

H= 0.15W coil power

COIL DATA (at 20 °C)

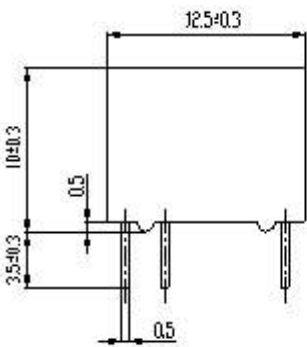
Nominal Voltage (VDC)	Pick-up Voltage VDC(Max)		Drop-out Voltage VDC(Min)	Coil Resistance (Ω)±10%		Nominal operating Power (W)	Max.Allowable Voltage
	0.15W	0.20W		High Sensitive	Standard		
3	2.40	2.25	0.30	60	45	0.15 / 0.20	130% of nominal Voltage
5	4.00	3.75	0.50	167	125		
6	4.80	4.50	0.60	240	180		
9	7.20	6.75	0.90	540	405		
12	9.60	9.00	1.20	960	720		
24	19.20	18.00	2.40	3840	2800		

DIMENSIONS

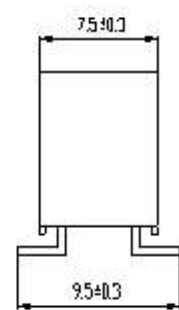
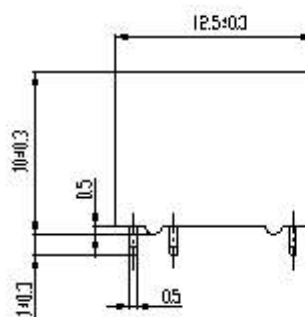
(Unit: mm)

Outline Dimension

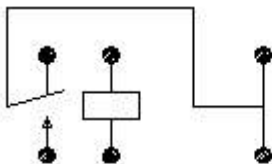
PCB Terminal



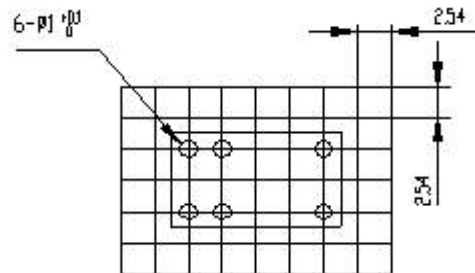
Bent Terminal



Wiring Diagram (bottom view)

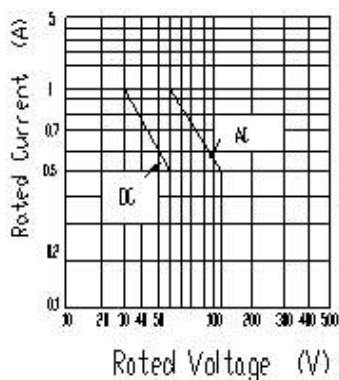


Mounting holes (bottom view)

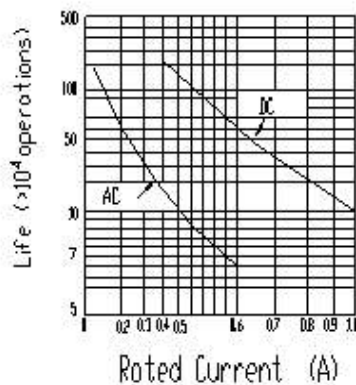


REFERENCE DATA

Contact Switching Capacity



Contact Life



Ambient temperature

