

### 典型性能 Typical performance

- ◆ 宽范围输入 Wide Input voltage range
- ◆ 转换效率 Typical Efficiency (典型 80%)
- ◆ 开关频率 Switching frequency: 60-100 KHz
- ◆ 过流、短路保护, 自动恢复  
Over current / Short circuit protection, Self-furbish
- ◆ 输入与输出高隔离 Input-output isolate
- ◆ PCB 板上直插式安装 Board in-line type installs
- ◆ 塑壳或金属壳 Plastic/Metal case



### 技术参数

测试条件: 如无特殊指定, 所有参数测试均在标称输入电压、纯阻性额定负载及 25℃ 室温环境下测得。

### Technology parameter

Test condition: General Nominal Line, Tc= 25 °C, Rated resistant load unless other wise specified

输入特性 Input	Min (Vac)	Nom(Vac)	Max(Vac)	Notes
输入电压 Vac	165(200Vdc)	220	265(380Vdc)	N
Input voltage	85(120Vdc)	220	265(380Vdc)	W
输入频率范围 Frequency range	47		440	
遥控端 Remote ON/OFF	无遥控端			

### 输出特性 Output

输出电压精度 Voltage accuracy		Vo1; Vo2, Vo3;	±1.0%, ±2.0%
源效应 Line regulation	标称负载, 全电压范围	Vo1; Vo2, Vo3;	±0.2%; ±0.5%
负载效应 Load regulation	20% ~ 100%额定负载	Vo1; Vo2, Vo3;	±0.5%; ±3.0%
纹波及噪声 Ripple and noise	20MHz BM 满载		
	Vo≤5.0V, ≤80mVp-p	Vo≥48V, ≤180mVp-p	Other≤120 mVp-p
启动延迟时间 Turn-on delay time	典型值		1S

### 一般特性 General

转换效率 Efficiency	标称电压输入, 满载	Vo≤5.0V, 78%典型	Vo>5.0V, 80%典型
开关频率 Switching frequency		60-100KHz 典型	
工作温度 Operating temperature		自由空气对流 Free air	-25℃ ~ +65℃
储存温度 Storage temperature			-40℃ ~ +105℃
最大壳温 Max case temperature			+90℃
相对湿度 Relative humidity			10%~90%
外壳材料 case material			塑壳或金属壳 Plastic/Metal case

隔离电压 Isolation Voltage	输入与输出 Input-output $2.5KV \leq 1.5mA/1min$ ; 输入与外壳 Input- case      输入与 FG Input-FG $1.5KV \leq 1.5mA/1min$
最小无故障间隔时间(MTBF)	$2 \times 10^5$ Hrs

### 典型产品列表 Typical product tabulates

型号 TYPE	输入电压范围 Input voltage range	输出电压/电流 (Output voltage / current)					
		VO1		VO2		VO3	
		V	mA	V	mA	V	mA
WA3-220S05	85~265VAC 120~380VDC	5V	600mA				
WA3-220S12		12V	250mA				
WA3-220S24		24V	125mA				
WA5-220S05		5V	1000mA				
WA5-220S12		12V	420mA				
WA5-220S24		24V	210mA				
WA5-220D05		+5V	500mA	-5V	500mA		
WA5-220D12		+12V	210mA	-12V	210mA		
WA5-220D24		+24V	100mA	-24V	100mA		
WA5-220T5-12I		+5V	500mA	+12V	100 mA	-12V	100mA
WA10-220S05		5V	2000mA				
WA10-220S12		12V	840mA				
WA10-220S24		24V	420mA				
WA10-220D05		+5V	1000mA	-5V	1000mA		
WA10-220D12		+12V	420mA	-12V	420mA		
WA10-220D24		+24V	210mA	-24V	210mA		
WA10-220T5-12I		+5V	1500mA	+12V	100mA	-12V	100mA
WA15-220S05		5V	3000mA				
WA15-220S12		12V	1250mA				
WA15-220S24		24V	625mA				
WA15-220D05	+5V	1500 mA	-15V	1500 mA			
WA15-220D12	+12V	625mA	-12V	625mA			
WA15-220D24	+24V	310mA	-24V	310mA			
WA15-220T5-12I	+5V	2000mA	+12V	200mA	-12V	200mA	
WA20-220S05	5V	4000mA					
WA20-220S12	12V	1670mA					
WA20-220S24	24V	840mA					
WA20-220D05	+5V	2000mA	-5V	2000mA			


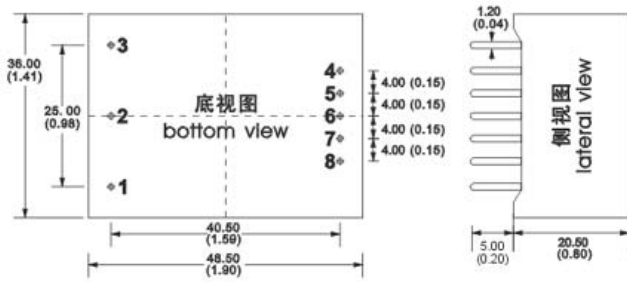
WA20-220D12		+12V	830mA	-12V	830mA		
WA20-220D24		+24V	415mA	-24V	415mA		
WA20-220T5-12I		+5V	2500mA	+12V	300mA	-12V	300mA
WA25-220S05		5V	5000mA				
WA25-220S12		12V	2100mA				
WA25-220S24		24V	1000mA				
WA25-220D05		+5V	2500mA	-5V	2500mA		
WA25-220D12		+12V	1040mA	-12V	1040mA		
WA25-220D24		+24V	520mA	-24V	520mA		
WA25-220T5-12I		+5V	2500mA	+12	500mA	-12	500mA
WA30-220S05		5V	6000mA				
WA30-220S12		12V	2500mA				
WA30-220S24		24V	1250mA				
WA30-220D05		+5V	3000mA	-5V	3000mA		
WA30-220D12		+12V	1250mA	-12V	1250mA		
WA30-220D24		+24V	625mA	-24V	625mA		

注：因篇幅有限，以上只是部分产品列表，若需列表以外产品，请与本公司销售部联系。

due to space limitations ,the above list is only for some products, If other than a list of products, please contact the Company's sales department.

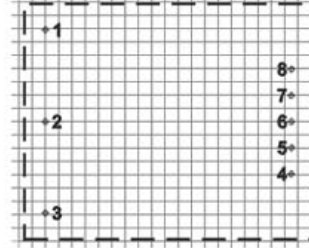
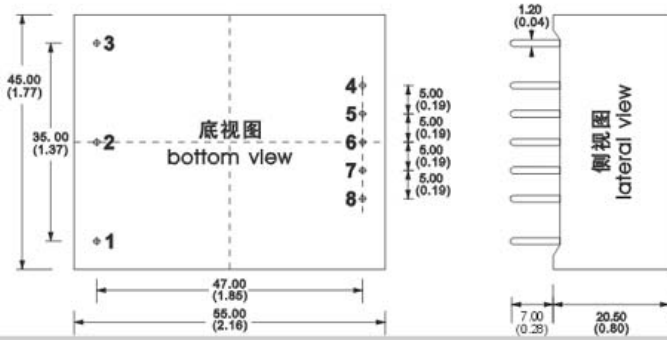


## Typical products tabulates/典型产品列表




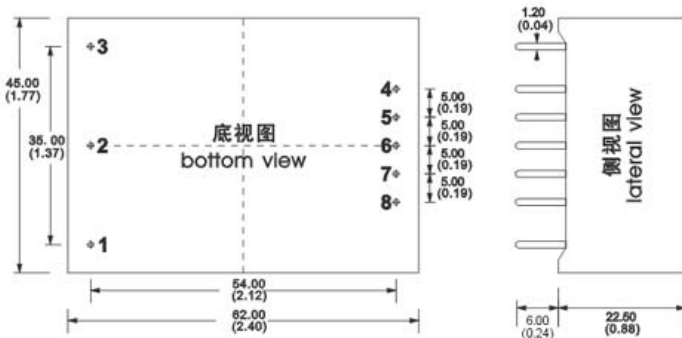
单位(Unit):mm  
印刷板俯视图(Printed board vertical view)  
栅格间距(Lattice spacing): 2.54mm(0.1inch)

**3W**




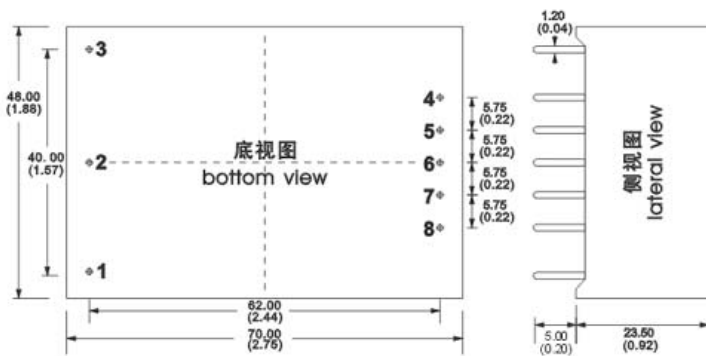
单位(Unit):mm  
印刷板俯视图(Printed board vertical view)  
栅格间距(Lattice spacing): 2.54mm(0.1inch)

**5W-10W**



单位(Unit):mm  
印刷板俯视图(Printed board vertical view)  
栅格间距(Lattice spacing): 2.54mm(0.1inch)

**10W-15W**



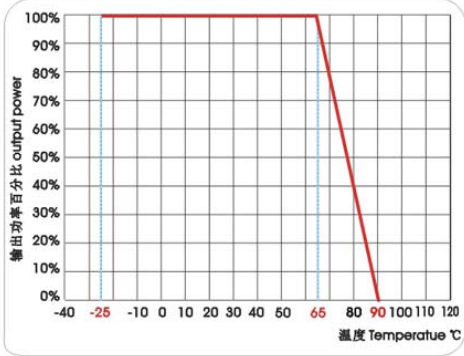
单位(Unit):mm  
印刷板俯视图(Printed board vertical view)  
栅格间距(Lattice spacing): 2.54mm(0.1inch)

**20W-30W**

## 封装尺寸 Mechanical Data

封装代号	L x W x H		
3W	48.5 x 36.0 x 20.5 mm		1.19 x 1.42 x 0.81inch
5-10W	55.0 x 45.0 x 20.5 mm		2.16 x 1.77 x 0.81inch
10-15W	62.0 x 45.0 x 22.5 mm		2.44 x 1.77 x 0.89inch
20-30W	70.0 x 48.0 x 23.5 mm		2.67 x 1.89 x 0.93inch

### 温度曲线图 Temperature graph



### 管脚定义 Pin Assignments

管脚说明	1	2	3	4	5	6	7	8
单路 (S)	FG	AC(N)	AC(L)	+Vo	NP	NP	NP	GND
双路 (D)	FG	AC(N)	AC(L)	+Vo1	NP	COM	NP	-Vo2
双路隔离 (DI)	FG	AC(N)	AC(L)	+Vo2	GND2	NP	+Vo1	GND1
三路隔离 (TI)	FG	AC(N)	AC(L)	+Vo2	COM	-Vo2	+Vo1	GND1

注意：电源模块的各管脚定义如与选型手册不符，应以实物标签上的标注为准。

Note: The power modules such as the definition of the pin does not match with the hand book, please refer to the actual item.