



TAI-SAW TECHNOLOGY CO., LTD.

No. 3, Industrial 2nd Rd., Ping-Chen Industrial District,
Taoyuan, 324, Taiwan, R.O.C.

TEL: 886-3-4690038 FAX: 886-3-4697532

E-mail: tstsales@mail.taisaw.com Web: www.taisaw.com

Approval Sheet For Product Specification

Issued Date:

Product Name: SAW Filter 1615MHz SMD 3.0×3.0mm

TST Parts No.:TA0528A

Customer Parts No.:_____

Company:_____
Division:_____
Approved by :_____
Date:_____

Checked by:_____ Elvis Chiu

Approval by:_____ Francis Chen

Date:_____ 2005/11/23



TAI-SAW TECHNOLOGY CO., LTD.

No. 3, Industrial 2nd Rd., Ping-Chen Industrial District,
Taoyuan, 324, Taiwan, R.O.C.

TEL: 886-3-4690038 FAX: 886-3-4697532

E-mail: tstsales@mail.taisaw.com Web: www.taisaw.com

SAW Filter 1615 MHz

MODEL NO.: TA0528A

REV. NO.:1

A. MAXIMUM RATING:

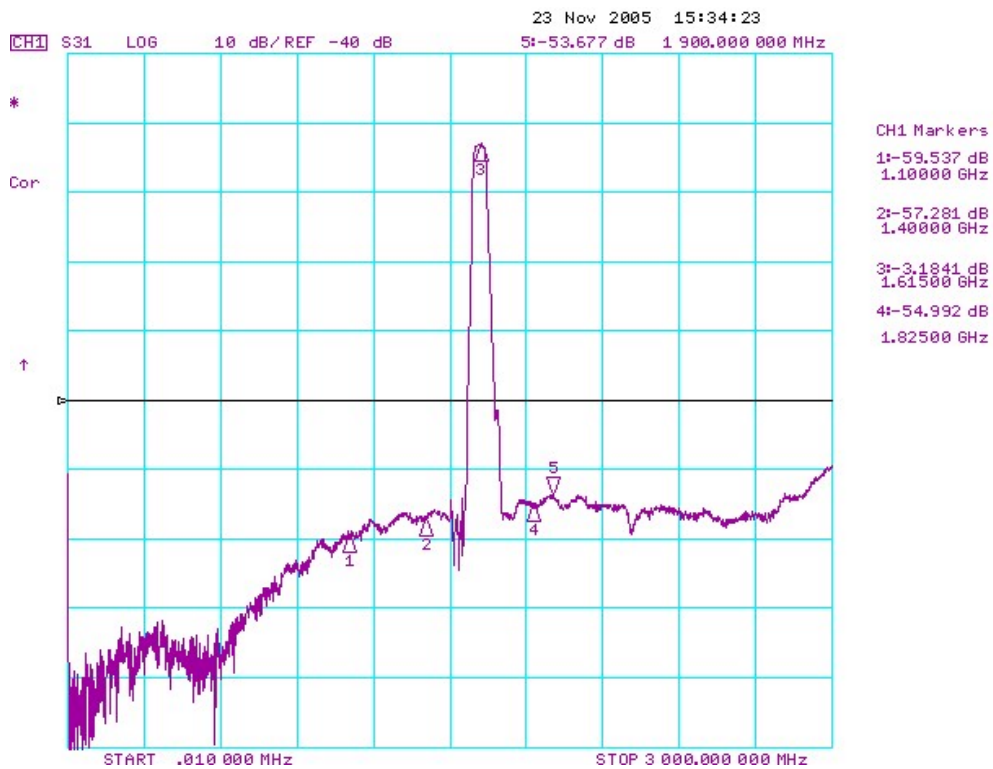
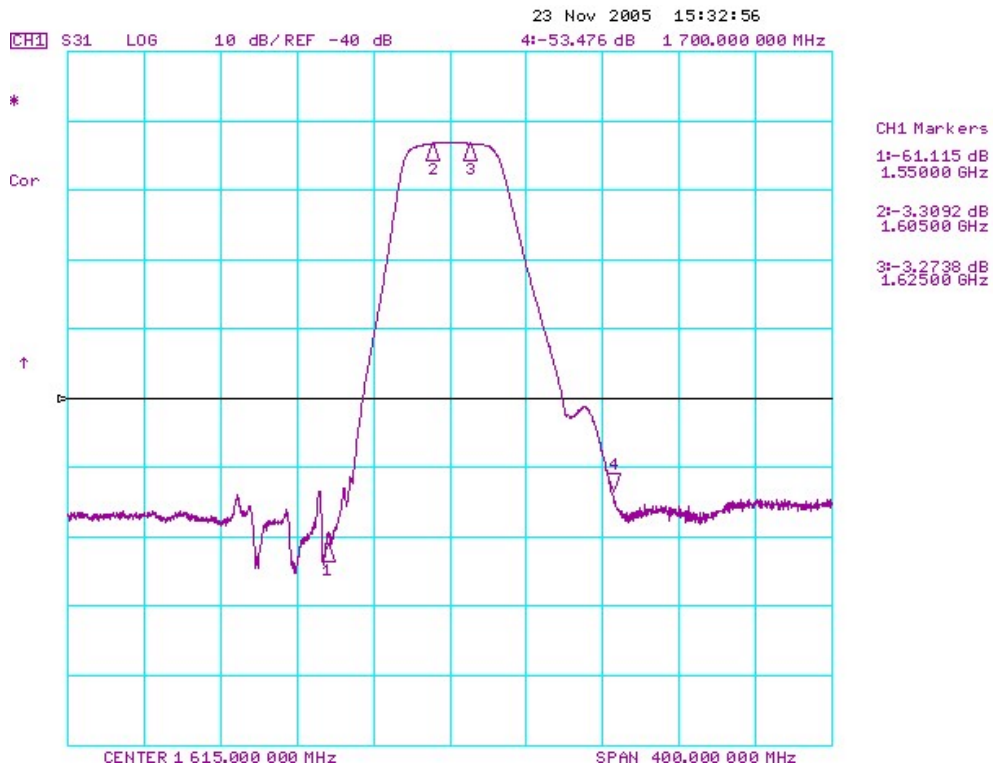
1. Input Power Level: 5 dB_m
2. DC voltage: 3 V
3. Operating Temperature: -20°C to +70°C
4. Storage Temperature: -40°C to +85°C

RoHS Compliant
Lead free
Lead-free soldering

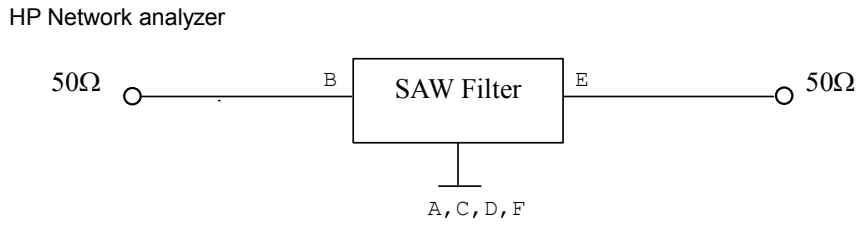
B. CHARACTERISTICS:

Item		Min.	Typ.	Max.
Center frequency	Fc MHz	-	1615	-
Insertion loss	1605~1625 MHz IL	-	3.4	4.6
Amplitude ripple	1605~1625 MHz	-	0.3	2.0
Attenuation (Reference level from 0dB)				
1100 ~ 1400	MHz	40	55	-
1400 ~ 1550	MHz	33	52	-
1700 ~ 1825	MHz	30	52	-
1825 ~ 1900	MHz	36	52	-
Source impedance	Zs	-	50	-
Load impedance	ZL	-	50	-

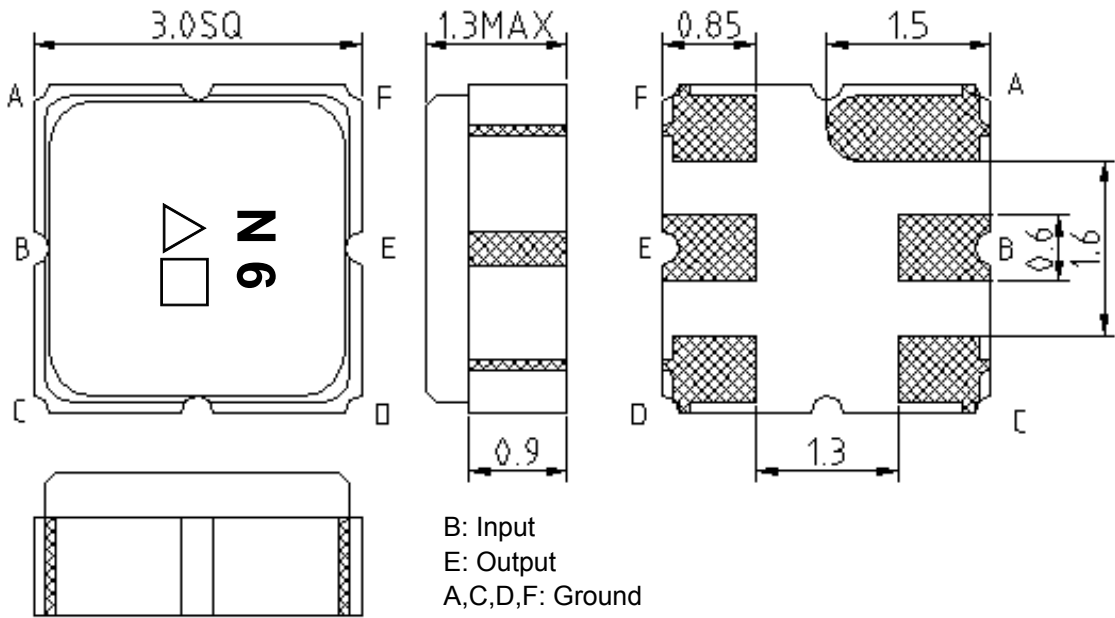
C. TRANSFER FUNCTION :



D. MEASUREMENT CIRCUIT:



E. OUTLINE DRAWING:



B: Input
 E: Output
 A,C,D,F: Ground
 △: Year code (2005->5, 2006->6, ...)
 □: Date code(Follow the table provided by planner each year.)
 Unit: mm

F.PCB FOOTPRINT:

