

**Miniature Power PCB RYII & RYII Reflow Solderable**

- 1 pole 8A, 1 form C (CO) or 1 form A (NO) or 1 form B (NC) contact
- Low component height 12.3mm
- 5kV/8mm coil-contact
- Reinforced insulation (protection class II)
- Pinnings: 3.2mm and 5mm
- Reflow-solderable version
- Especially suitable for resistive and inductive loads on form A (NO) and form B (NC) contacts
- Plastic materials according to IEC 60335-1<sup>1)</sup> (domestic appliances)



F0142-E



Typical applications  
heating control, interface technology, domestic appliances, timers, temperature control

1) not available as reflow-solderable version

**Approvals**

VDE REG.-Nr. 5358, cULus E214025  
Technical data of approved types on request

**Contact Data**

Contact arrangement	1 form C (CO) or 1 form A (NO) or 1 form B (NC)
Rated voltage	250VAC
Max. switching voltage	400VAC
Rated current	8A
Breaking capacity max.	2000VA
Contact material	AgNi0.15, AgSnO <sub>2</sub>
Frequency of operation, with/without load	6/1200min <sup>-1</sup>
Operate/release time max.	9/5ms
Bounce time max., form A/form B	6/10ms

**Contact ratings**

Type	Contact	Load	Cycles
<b>IEC61810</b>			
RY531	A (NO)	8A, 250VAC, 70°C	100x10 <sup>3</sup>
RY211	A (NO)	8A, 250VAC, 70°C	75x10 <sup>3</sup>
RY211	A (NO)	8A, 250VAC, 70°C	50x10 <sup>3</sup>
<b>UL508</b>			
RY211	A/B (NO/NC)	10A, 250VAC, general purpose, 70°C	30x10 <sup>3</sup>
RY211	A (NO)	1/2hp, 240VAC, 85°C	30x10 <sup>3</sup>
RY211	A/B (NO/NC)	B300, 70°C	6x10 <sup>3</sup>
<b>EN60730-1</b>			
RY211	A/B (NO/NC)	6(4)A, 250VAC, 85°C	100x10 <sup>3</sup>
RY211	A (NO)	8(4)A, 250VAC, 75°C	100x10 <sup>3</sup>
Mechanical endurance, DC coil		30x10 <sup>6</sup> operations	

**Coil Data**

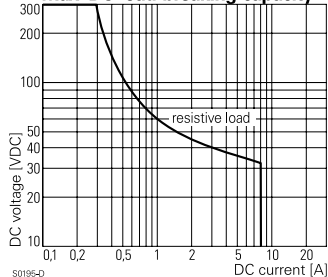
Coil voltage range	5 to 60VDC
Operative range, IEC 61810	2

**Coil versions, DC coil**

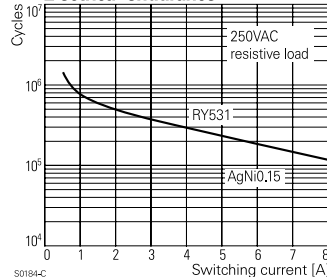
Coil code	Rated voltage VDC	Operate voltage VDC	Release voltage VDC	Coil resistance Ω±10%	Rated power mW
005	5	3.5	0.5	112	223
006	6	4.2	0.6	162	222
009	9	6.3	0.9	320	253
012	12	8.4	1.2	627	230
024	24	16.8	2.4	2350	245
048	48	33.6	4.8	9391	245
060	60	42.0	6.0	14000	257

All figures are given for coil without pre-energization, at ambient temperature +23°C  
Other coil voltages on request

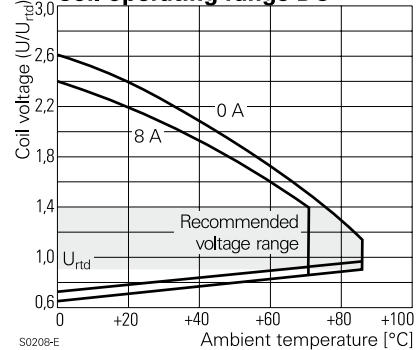
**Max. DC load breaking capacity**



**Electrical endurance**



**Coil operating range DC**



**Insulation Data**

Initial dielectric strength	
between open contacts	1000V <sub>rms</sub>
between contact and coil	5000V <sub>rms</sub>
Clearance/creepage	
between contact and coil	≥8/8mm
Material group of insulation parts	IIIa
Tracking index of relay base	PTI250
reflow-solderable version	PTI175

**Miniature Power PCB RYII & RYII Reflow Solderable** (Continued)

**Other Data**

Material compliance: EU RoHS/ELV, China RoHS, REACH, Halogen content refer to the Product Compliance Support Center at [www.tycoelectronics.com/customersupport/rohssupportcenter](http://www.tycoelectronics.com/customersupport/rohssupportcenter)

Ambient temperature	-40 to +70°C +85°C at 6A
Category of environmental protection IEC 61810	RTII - flux proof RTIII - wash tight <sup>1)</sup>
Vibration resistance (functional), form A (NO)/form B (NC)	20/5g
Shock resistance (functional) form A (NO)/form B (NC)	20/5g
Shock resistance (destructive)	100g
Terminal type	PCB-THT, PCB-THR
Weight	8g
Resistance to soldering heat THT IEC 60068-2-20	RTII : 270°C/10s RTIII : 260°C/5s
Resistance to soldering heat THR IEC 60068-2-58	250°C, no infrared heating allowed
Packaging/unit standard version reflow version	tube/20 pcs., box/500 pcs. box/1120 pcs.

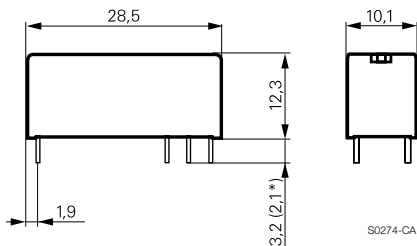
1) not available as reflow-solderable version

**Accessories**

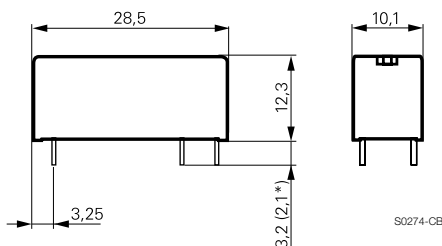
For details see datasheet [Accessories Miniature PCB Relay RY](#)

**Dimensions**

Pinning 3.2mm



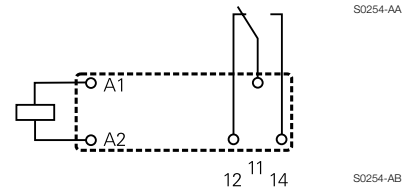
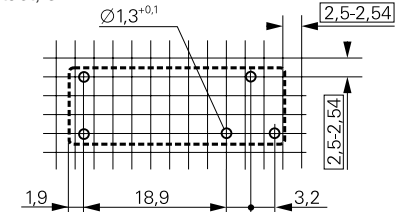
Pinning 5mm



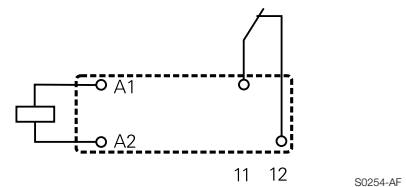
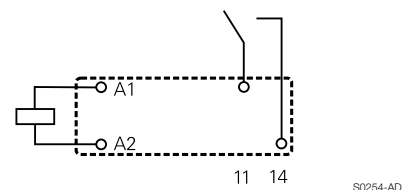
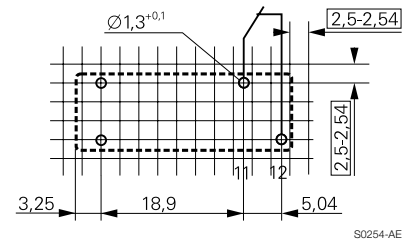
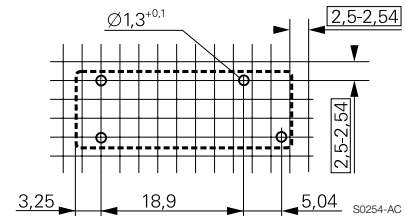
**PCB layout / terminal assignment**

Bottom view on solder pins

1 form C (CO) contact, 3.2mm

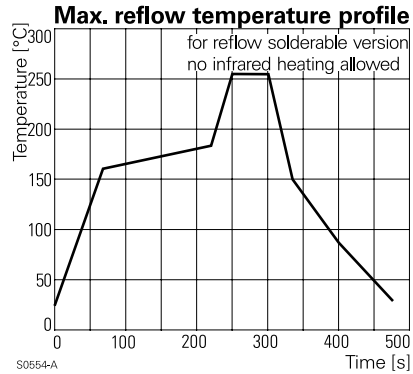


1 form A (NO), 1 form B (NC) contact 5mm



**Miniature Power PCB RYII & RYII Reflow Solderable** (Continued)

Soldering profile for reflow-solderable version



**Product code structure**

Typical product code **RY 6 1 1 012**

<b>Type</b> RY Miniature Power PCB RYII & RYII reflow solderable	<b>RY</b>	<b>6</b>	<b>1</b>	<b>1</b>	<b>012</b>
<b>Version</b> 2 pinning 3.2mm, flux proof 5 pinning 5mm, flux proof	<b>6</b> pinning 3.2mm, wash tight <sup>2)</sup> <b>A</b> pinning 5mm, wash tight <sup>2)</sup>				
<b>Contact arrangement</b> 1 1 form C (1 CO), pinning 3.2mm	<b>3</b> 1 form A (1 NO), pinning 5mm <b>5</b> 1 form B (1 NC), pinning 5mm				
<b>Contact material</b> 1 AgNi 0.15 3 AgSnO <sub>2</sub>	<b>2</b> AgNi 0.15 gold plated				
<b>Coil</b> Coil code: please refer to coil versions table					
<b>Version</b> Blank Standard version R reflow-solderable					

<sup>2)</sup> not available as reflow-solderable version

**Miniature Power PCB RYII & RYII Reflow Solderable** (Continued)

Product code	Version	Contacts	Contact material	Coil	Part number						
RY211005	Pinning 3.2 mm flux proof	1 form C, 1 CO contact	AgNi 0.15	5VDC	4-1393224-2						
RY211012				12VDC	4-1393224-6						
RY211024				24VDC	4-1393224-9						
RY211048				48VDC	5-1393224-1						
RY212005			Pinning 5 mm flux proof	1 form A, 1 NO contact	AgNi 0.15 gold plated	5VDC	5-1393224-2				
RY212012						12VDC	5-1393224-5				
RY212024					24VDC	5-1393224-8					
RY212048					48VDC	5-1393224-9					
RY213005					Pinning 3.2 mm wash tight	1 form C, 1 CO contact	AgSnO <sub>2</sub>	5VDC	6-1393224-0		
RY213012								12VDC	6-1393224-1		
RY213024								24VDC	6-1393224-2		
RY213048								48VDC	6-1393224-3		
RY531005							Pinning 5 mm wash tight	1 form A, 1 NO contact	AgNi 0.15 gold plated	5VDC	7-1393224-6
RY531012										12VDC	7-1393224-9
RY531024	24VDC	8-1393224-2									
RY531048	48VDC	8-1393224-3									
RY532012	Pinning 3.2 mm wash tight	1 form A, 1 NO contact							AgNi 0.15 gold plated	12VDC	8-1393224-4
RY532024										24VDC	8-1393224-5
RY533012			AgSnO <sub>2</sub>	12VDC					8-1393224-8		
RY533024				24VDC					8-1393224-9		
RY533048				48VDC					9-1393224-0		
RY611005				Pinning 5 mm wash tight					1 form A, 1 NO contact	AgNi 0.15	5VDC
RY611012			12VDC		1-1393225-9						
RY611024			24VDC		2-1393225-1						
RY611048			48VDC		2-1393225-2						
RY612005			Pinning 3.2 mm wash tight		1 form C, 1 CO contact	AgNi 0.15 gold plated				5VDC	2-1393225-3
RY612012							12VDC	2-1393225-6			
RY612024							24VDC	2-1393225-9			
RY612048							48VDC	3-1393225-0			
RY613005						Pinning 5 mm wash tight	1 form A, 1 NO contact	AgSnO <sub>2</sub>		5VDC	5-1419136-2
RY613012	12VDC	3-1393225-1									
RY613024	24VDC	3-1393225-3									
RY613048	48VDC	3-1393225-4									
RY631024	Pinning 3.2 mm wash tight	1 form A, 1 NO contact						AgNi 0.15		24VDC	4-1415400-1
RYA31005										5VDC	1393224-7
RYA31012				12VDC				1393224-9			
RYA31024				24VDC				1-1393224-2			
RYA31048				48VDC				1-1393224-3			
RYA32005				Pinning 5.0mm flux proof				1 form A, 1 NO contact	AgNi 0.15 gold plated	5VDC	1-1393224-4
RYA32012			12VDC		1-1393224-6						
RYA32024			24VDC		1-1393224-8						
RYA33005			AgSnO <sub>2</sub>		5VDC				1-1393224-9		
RYA33024					24VDC				2-1393224-1		

Product code	Version	Contacts	Contact material	Coil	Part number
RY211005R	pinning 3.2mm flux proof reflow solderable	1 form C, 1 CO contact	AgNi 0.15	5VDC	1-1956170-2
RY211012R				12VDC	1-1956170-6
RY211024R				24VDC	1956164-1
RY531005R	pinning 5.0mm flux proof reflow solderable	1 form A, 1 NO contact		5VDC	1-1956171-1
RY531012R				12VDC	1-1956171-4
RY531024R				24VDC	1-1956171-7