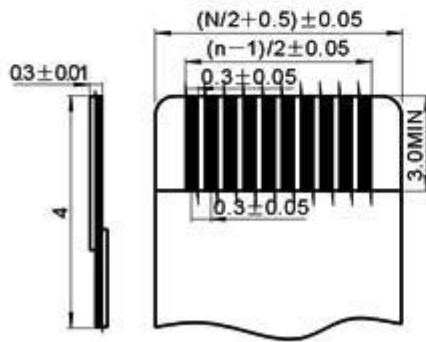
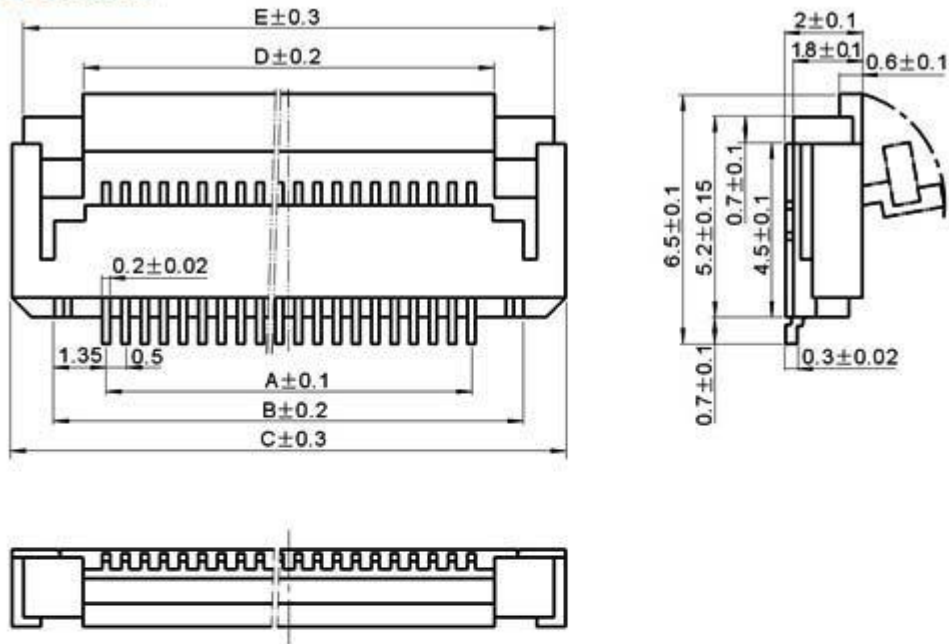
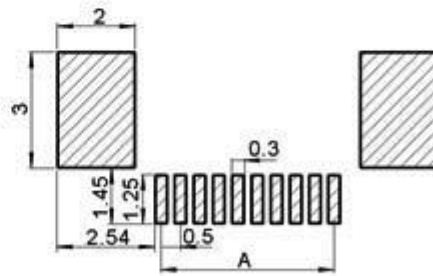


0.5G-WTX-nP



适用FFC寸法
Applicable FFC



PCB寸法
PCB Layout

0.5G-WTX-nP

- 间距 (Pitch) _____
- 型号:(Model) _____
- 卧式:W _____
- Horizontal pype:W _____
- 贴式:T _____
- SMT:T _____
- 下接点:X(上接点:S) _____
- Bottom of contact:X(Top of contact: S) _____
- 线数 (Hole location) _____

孔位 poles	A	B	C	D	E
4	1.50	4.20	6.40	2.70	5.80
5	2.00	4.70	6.90	3.20	6.30
6	2.50	5.20	7.40	3.70	6.80
7	3.00	5.70	7.90	4.20	7.30
8	3.50	6.20	8.40	4.70	7.80
9	4.00	6.70	8.90	5.20	8.30
10	4.50	7.20	9.40	5.70	8.80

孔位 poles	A	B	C	D	E
14	6.50	9.20	11.40	7.70	10.80
15	7.00	9.70	11.90	8.20	11.30
16	7.50	10.20	12.40	8.70	11.80
17	8.00	10.70	12.90	9.20	12.30
18	8.50	11.20	13.40	9.70	12.80
19	9.00	11.70	13.90	10.20	13.30
20	9.50	12.20	14.40	10.70	13.80

孔位 poles	A	B	C	D	E
24	11.50	14.20	16.40	12.70	15.80
25	12.00	14.70	16.90	13.20	16.30
26	12.50	15.20	17.40	13.70	16.80
27	13.00	15.70	17.90	14.20	17.30
28	13.50	16.20	18.40	14.70	17.80
29	14.00	16.70	18.90	15.20	18.30
30	14.50	17.20	19.40	15.70	18.80

技术参数:

极数: 4~50

额定电压: 50V DC/AC (有效值)

额定电流: 0.5A

耐压值: 200V AC (有效值)

工作温度: $-20^{\circ}\text{C} \sim +85^{\circ}\text{C}$

绝缘电阻: $500\text{M}\Omega$

接触电阻: $30\text{m}\Omega$

单面接触

材料:

接触件: 磷青铜 镀锡

焊片: 磷青铜 镀锡

塑胶本体: 耐热树脂 (UL94V-0)

锁条: 耐热树脂 (UL94V-0)

