



TAI-SAW TECHNOLOGY CO., LTD.

No. 3, Industrial 2nd Rd., Ping-Chen Industrial District,
Taoyuan, 324, Taiwan, R.O.C.

TEL: 886-3-4690038 FAX: 886-3-4697532

E-mail: tstsales@mail.taisaw.com Web: www.taisaw.com

Approval Sheet For Product Specification

Issued Date:

Product Name: SAW Filter 1350MHz SMD 3.0×3.0mm

TST Parts No.:TA0332A

Customer Parts No.:_____

Company: _____
Division: _____
Approved by : _____
Date: _____

Checked by: _____ Elvis Chiu

Approval by: _____ Francis Chen

Date: _____ 2004/02/20



TAI-SAW TECHNOLOGY CO., LTD.

No. 3, Industrial 2nd Rd., Ping-Chen Industrial District,
Taoyuan, 324, Taiwan, R.O.C.

TEL: 886-3-4690038 FAX: 886-3-4697532

E-mail: tstsales@mail.taisaw.com Web: www.taisaw.com

SAW Filter 1350 MHz

MODEL NO.: TA0332A

REV. NO.:1

A. MAXIMUM RATING:

1. Input Power Level: 10 dB_m
2. DC voltage: 3 V
3. Operating Temperature: -25°C to +85°C
4. Storage Temperature: -40°C to +85°C

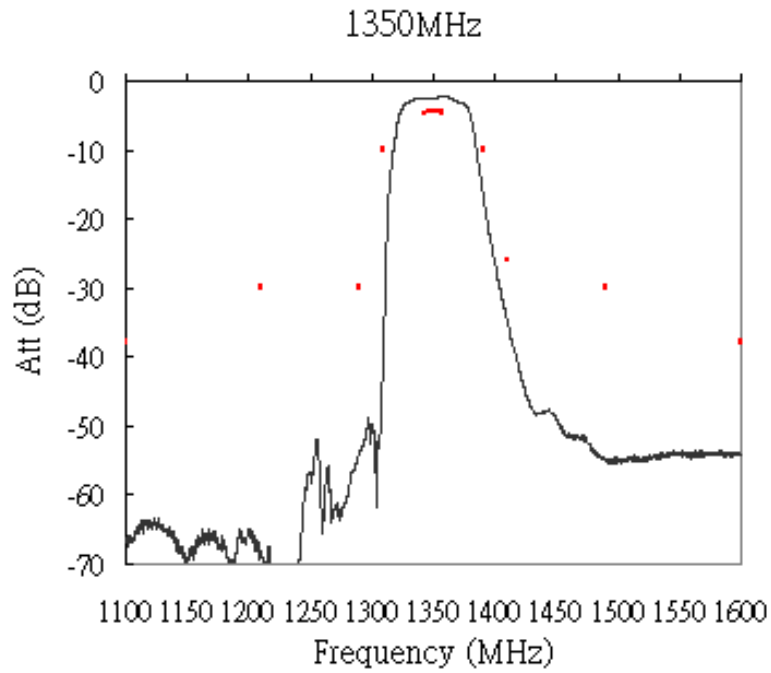
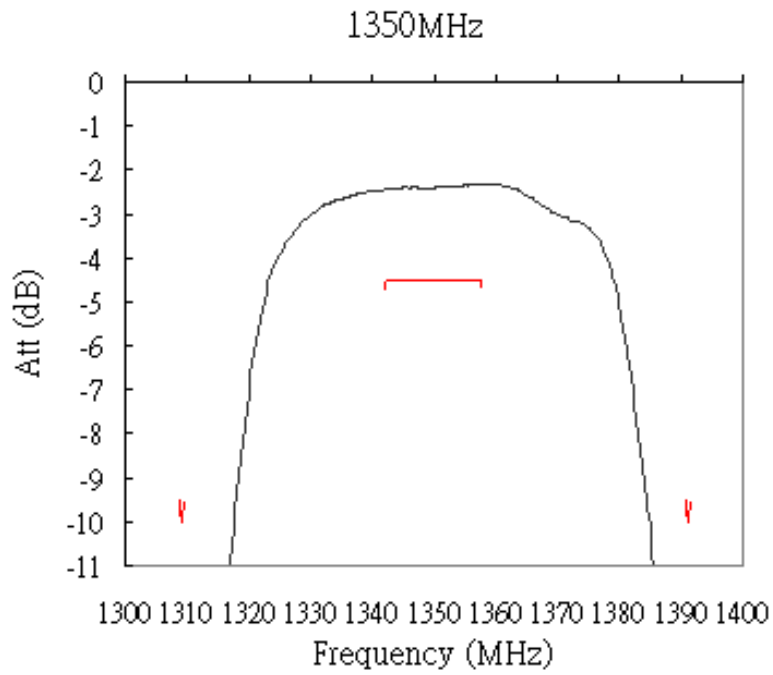
RoHS Compliant
Lead free
Lead-free soldering

B. ELECTRICAL CHARACTERISTICS:

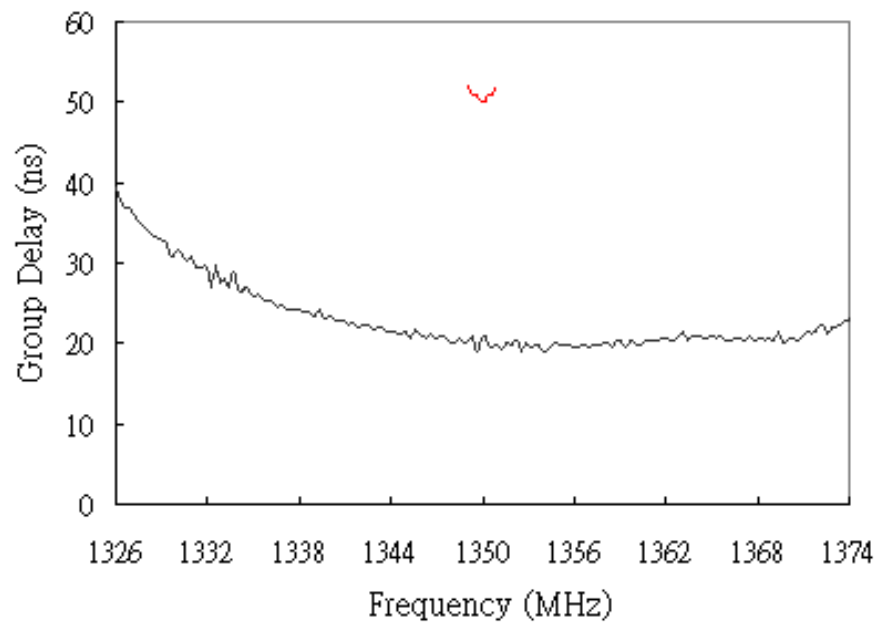
Item		Specification			
		Unit	Min.	Typ.	Max.
Center Frequency	F _c	MHz	-	1350	-
Insertion Loss	1342.5~1357.5 MHz	dB	-	2.6	4.5
Absolute Group delay	1350 MHz	ns	-	22	50
Group delay variation	F _c ±4 MHz	ns	-	7	30
Phase variation	F _c ±4 MHz	Deg	-	2.5	15
Amplitude ripple (p-p)	F _c ±4 MHz	dB	-	0.2	1.3
Rejection					
F _c -41	MHz	dB	10	33	-
F _c +41	MHz	dB	10	16	-
F _c -60	MHz	dB	30	57	-
F _c +60	MHz	dB	26	34	-
F _c -140	MHz	dB	30	60	-
F _c +140	MHz	dB	30	52	-
F _c -250	MHz	dB	38	60	-
F _c +250	MHz	dB	38	47	-
Source impedance	Z _s	ohm	-	50	-
Load impedance	Z _L	ohm	-	50	-

Note1. No matching network required for operation at 50 ohm

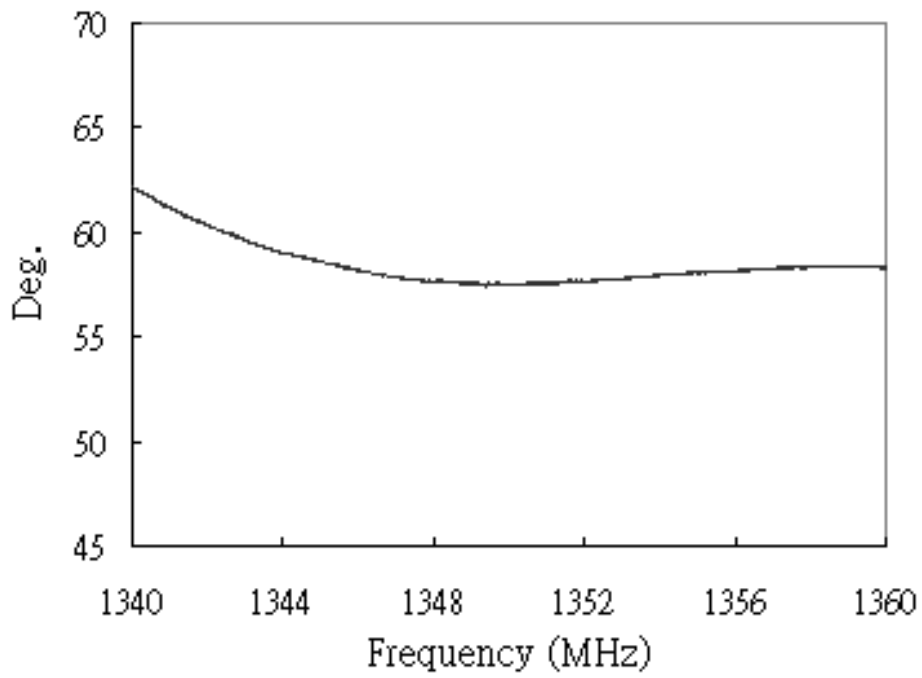
C. Frequency Characteristics :
Transfer Function



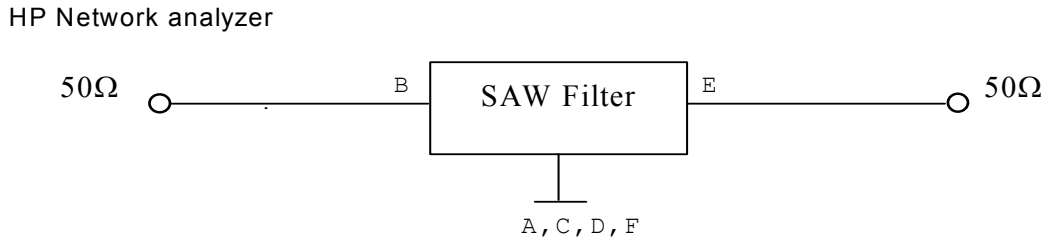
Group Delay



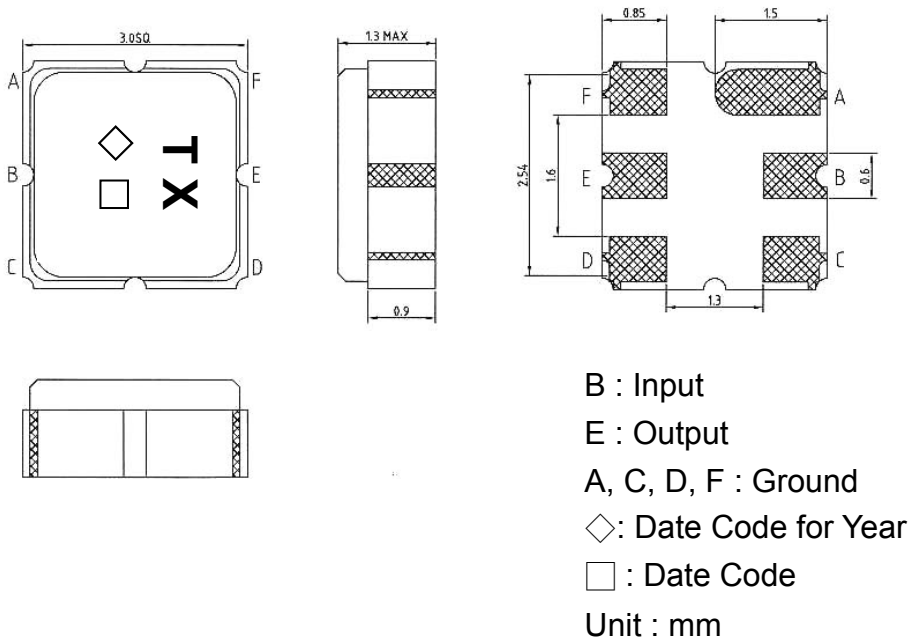
Phase linearity



D. MEASUREMENT CIRCUIT:

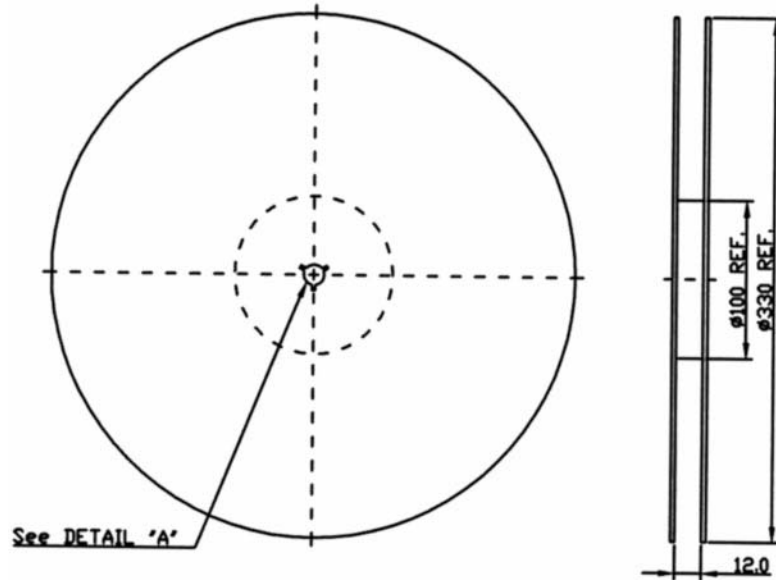


E. OUTLINE DRAWING:



F. PACKING:

1. REEL DIMENSION



φ13.0

2. TAPE DIMENSION

