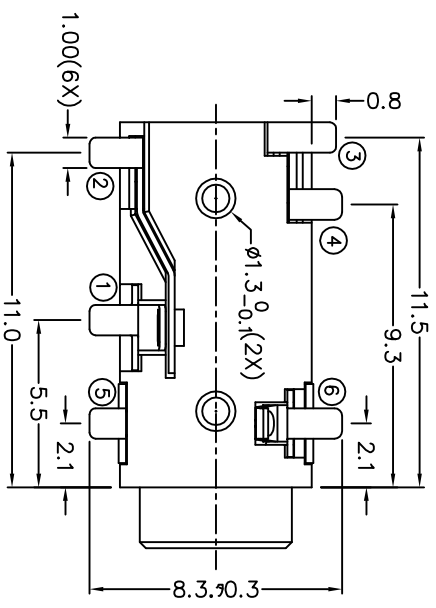
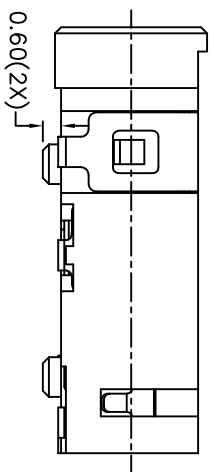
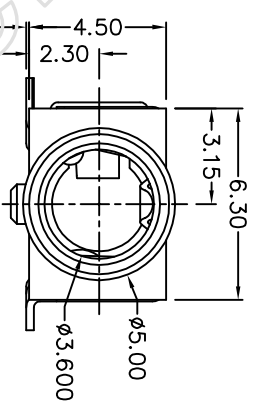
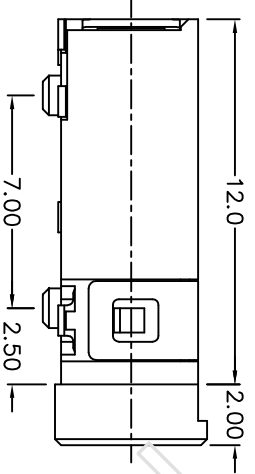
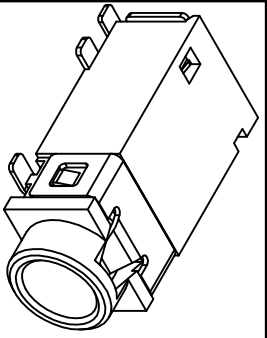
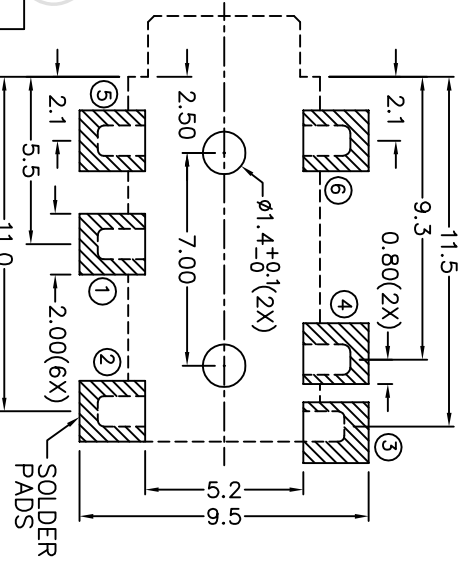


ZONE SYMBOL	REVISION	APPROVAL	DATE

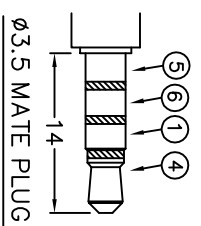


- * MATERIAL**
- TERMINAL 5 : COPPER ALLOY
 - TERMINAL 6 : COPPER ALLOY
 - TERMINAL 1 : COPPER ALLOY
 - TERMINAL 4 : COPPER ALLOY
 - TERMINAL 2 : BRASS
 - TERMINAL 3 : BRASS
 - HOUSING : PA9T



RECOMMENDED
SOLDER PAD LAYOUT

MODEL NO.	AJ306-6-S	AJ306-5T-S	AJ306-5R-S	AJ306-4-S
SCHEMATIC				



4

BELL (SHENZHEN) TECHNOLOGY CO., LTD.

PART NAME	3.5mm 4PORT AUDIO JACK	TOLERANCE UNLESS	0.0±0.2	UNIT :	mm	DESIGN	DONALD	DATE	2006/10/27	SCALE	4:1
PART NO.	AJ306-6-S	OTHERWISE SPECIFIED:	0.00±0.1 0.000±0.05			APPROVAL	YORK	DATE	2006/10/27	MATERIAL	
										DWG NO.	AJ306
										SHEET	

F

E

D

C

B

A

F

E

D

C

B

A

2

3

4

1

2

3

4

1