

F

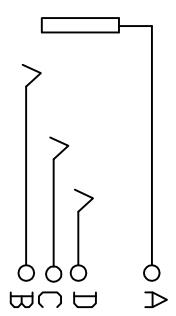
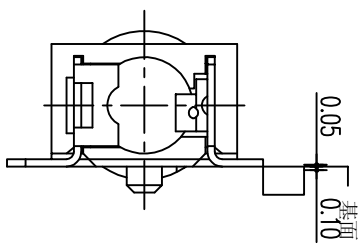
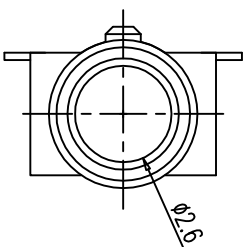
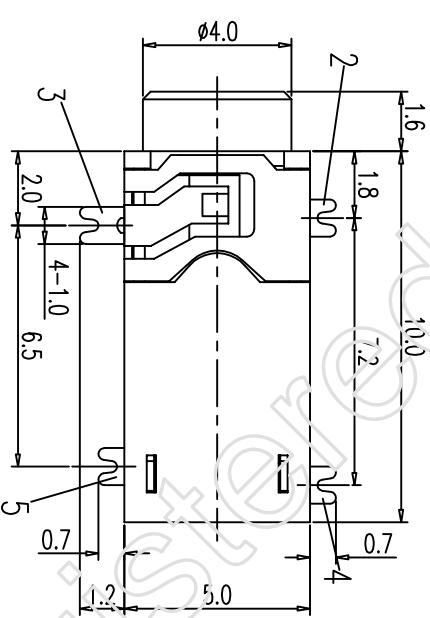
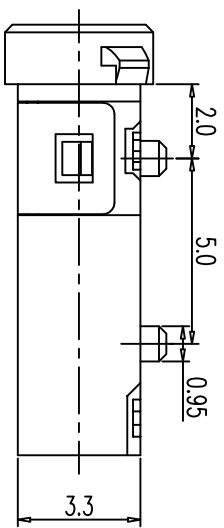
E

D

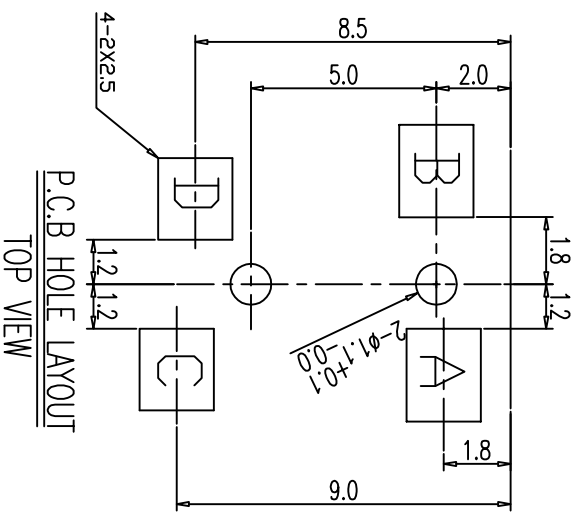
C

B

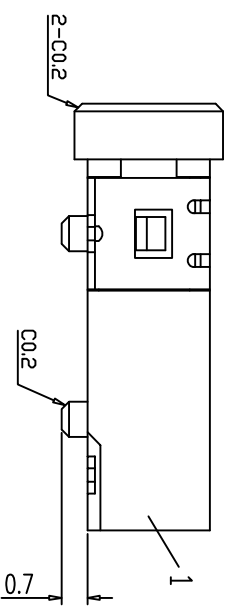
A



SCHEMATIC



P.C.B HOLE LAYOUT
TOP VIEW



5	TERMINAL D	AJ211-D	1	C5191R-H T=0.2	Ag PLATED
4	TERMINAL C	AJ211-C	1	C5191R-H T=0.2	Ag PLATED
3	TERMINAL B	AJ211-B	1	C5191R-H T=0.2	Ag PLATED
2	TERMINAL A	AJ211-A	1	C5191R-H T=0.2	Ag PLATED
1	HOUSING	AJ211S	1	PPA	BLACK

BELL (SHENZHEN) TECHNOLOGY CO., LTD.

PART NAME	2.5mm AUDIO JACK	TOLERANCE UNLESS	0.04±0.25	UNIT:	mm
PART NO.	AJ211-4-S	OTHERWISE SPECIFIED:	0.00±0.15 0.000±0.10		

DESIGN APPROVAL	DNALD	DATE	2007/10/11	SCALE	4:1
YORK		DATE	2007/10/11	MATERIAL	
		DWG NO.	AJ211	FINISHING	BLACK
		SHEET		REMARK	