


GENERAL TECHNICAL CHARACTERISTICS

Reference standards : IEC 61071-60068
 Dielectric : Polypropylene film
 Construction : Dry construction, filled by solid resin,
 Non-inductive type
 Case : Self extinguishing plastic case UL94V0

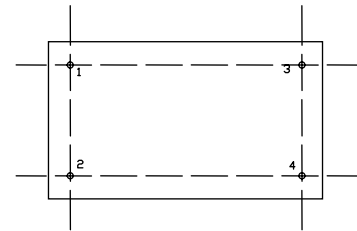


ELECTRICAL CHARACTERISTICS

Working temperature : -40 to + 85 °C
 Capacitance : 6 to 100µF
 Rated Voltage : 500 to 1100 Vdc
 Tolerance : ± 5%, ± 10%
 Life expectancy : 100,000 hours at Un and 70 °C
 Max repetitive peak voltage : 1.15Vn(max30min,with 1 day)

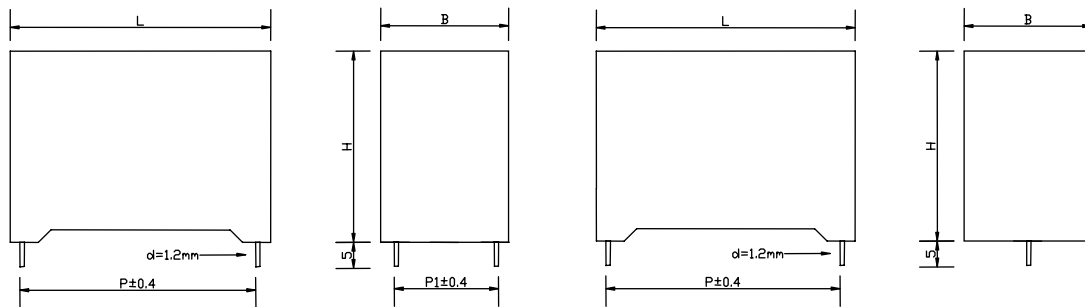
TEST METHODS AND PERFORMANCES

Test voltage between terminals : 1.5xUn for 10s at 25 °C
 Test voltage terminal to case : 3 KV 50Hz for 10sec



DESIGN

Tinned copper wire, 2 leads or 4 leads, lead-free



Electrical specifications, ordering codes

Part Number	Cap (µF)	Dimension (mm)						du/dt (v/µs)	I _{rms} max. (A)	ESR (mΩ)
		L	B	H	P	P1	d			
Un dc 500V										
SHB-500-16-2	16	42.5	22	30	37.5		1.2	20	10	6.0
SHB-500-25-2	25	42.5	28	37	37.5		1.2	20	12	4.0
SHB-500-25-4	25	42.5	28	37	37.5	10.2	1.2	20	14	3.5
SHB-500-35-2	35	42.5	30	45	37.5		1.2	20	12	3.0
SHB-500-35-4	35	42.5	30	45	37.5	20.3	1.2	20	17	2.5
SHB-500-40-2	40	42.5	33	45	37.5		1.2	20	12	2.7
SHB-500-40-4	40	42.5	33	45	37.5	20.3	1.2	20	19	2.2
SHB-500-50-2	50	57.5	30	45	52.5		1.2	13	12	4.0
SHB-500-50-4	50	57.5	30	45	52.5	20.3	1.2	13	17	3.5
SHB-500-65-2	65	57.5	35	50	52.5		1.2	13	12	3.2
SHB-500-65-4	65	57.5	35	50	52.5	20.3	1.2	13	20	2.7
SHB-500-100-4	100	57.5	42.5	56	52.5	20.3	1.2	13	22	1.7

Electrical specifications, ordering codes

Part Number	Cap (μ F)	Dimension (mm)						du/dt (v/ μ s)	I _{rms} max. (A)	ESR (m Ω)
		L	B	H	P	P1	d			
Un dc 700V										
SHB-700-15-2	15	42.5	22	30	37.5		1.2	21	9	8.0
SHB-700-22-2	22	42.5	28	37	37.5		1.2	21	11	5.6
SHB-700-22-4	22	42.5	28	37	37.5	10.2	1.2	21	11	5.1
SHB-700-30-2	30	42.5	30	45	37.5		1.2	21	12	4.2
SHB-700-30-4	30	42.5	30	45	37.5	20.3	1.2	21	14	3.7
SHB-700-35-2	35	42.5	33	45	37.5		1.2	21	12	3.7
SHB-700-35-4	35	42.5	33	45	37.5	20.3	1.2	21	16	3.2
SHB-700-45-2	45	57.5	30	45	52.5		1.2	14	12	5.4
SHB-700-45-4	45	57.5	30	45	52.5	20.3	1.2	14	14	3.9
SHB-700-55-2	55	57.5	35	50	52.5		1.2	14	12	4.5
SHB-700-55-4	55	57.5	35	50	52.5	20.3	1.2	14	17	3.0
SHB-700-90-4	90	57.5	42.5	56	52.5	20.3	1.2	14	22	2.5
Un dc 900V										
SHB-900-10-2	10	42.5	22	30	37.5		1.2	30	8	9.5
SHB-900-15-2	15	42.5	28	37	37.5		1.2	30	11	6.5
SHB-900-15-4	15	42.5	28	37	37.5	10.2	1.2	30	11	6.0
SHB-900-20-2	20	42.5	30	45	37.5		1.2	30	12	5.0
SHB-900-20-4	20	42.5	30	45	37.5	20.3	1.2	30	13	4.5
SHB-900-22-2	22	42.5	33	45	37.5		1.2	30	12	4.6
SHB-900-22-4	22	42.5	33	45	37.5	20.3	1.2	30	14	4.1
SHB-900-30-2	30	57.5	30	45	52.5		1.2	20	12	6.4
SHB-900-30-4	30	57.5	30	45	52.5	20.3	1.2	20	13	5.9
SHB-900-40-2	40	57.5	35	50	52.5		1.2	20	12	4.9
SHB-900-40-4	40	57.5	35	50	52.5	20.3	1.2	20	17	4.4
SHB-900-60-4	60	57.5	42.5	56	52.5	20.3	1.2	20	22	2.9
Un dc 1100V										
SHB-1100-6-2	6	42.5	22	30	37.5		1.2	39	7	12.9
SHB-1100-10-2	10	42.5	28	37	37.5		1.2	39	10	8.0
SHB-1100-10-4	10	42.5	28	37	37.5	10.2	1.2	39	10	7.5
SHB-1100-14-2	14	42.5	30	45	37.5		1.2	39	12	5.8
SHB-1100-14-4	14	42.5	30	45	37.5	20.3	1.2	39	12	5.3
SHB-1100-15-2	15	42.5	33	45	37.5		1.2	39	12	5.5
SHB-1100-15-4	15	42.5	33	45	37.5	20.3	1.2	39	13	5.0
SHB-1100-22-2	22	57.5	30	45	52.5		1.2	26	12	7.2
SHB-1100-22-4	22	57.5	30	45	52.5	20.3	1.2	26	13	6.7
SHB-1100-25-2	25	57.5	35	50	52.5		1.2	26	12	6.4
SHB-1100-25-4	25	57.5	35	50	52.5	20.3	1.2	26	14	5.9
SHB-1100-40-4	40	57.5	42.5	56	52.5	20.3	1.2	26	20	3.7

How to Order:

SHB-700 - 35 - 4 L _____ None for 5mm lead length and L for 30mm
 _____ Style of capacitor. 2 for 2 leads, 4 for 4 leads, 6 for 6 leads
 _____ Capacitance
 _____ Voltage