

KEY FEATURES

- Enclosed Switching Power Supply
- Universal Input: 90-264 VAC
- With P.F.C. Function, PF>0.95
- Free Air Convection
- High Efficiency up to 93%
- RoHS Compliant Design
- Ultra Compact Size: 6.0 x 4.18 x 1.38 Inches
- 3-Years Product Warranty

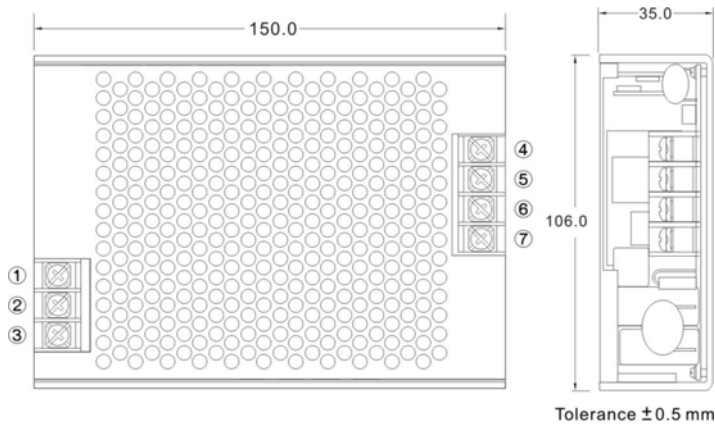


ELECTRICAL SPECIFICATIONS


Model No.		AQF240E-3.8S	AQF240E-5S	AQF240E-12S	AQF240E-15S	AQF240E-24S	AQF240E-28S	AQF240E-32S	AQF240E-48S	
		(Preliminary)								
Max Output Wattage (W)		136W	180W	200W	220W	240W				
Input	Voltage	90-264 VAC or 120-370 VDC								
	Frequency (Hz)	47-63 Hz								
	Current (Full load)	<3.0 A max. (115 VAC) / <1.5 A max. (230 VAC)								
	Inrush Current (<2ms)	< 30 A max. (115 VAC) / < 60 A max. (230 VAC)								
	Leakage Current	< 0.5 mA max.								
	Power Factor	PF>0.98 (115 VAC) / PF>0.95 (230 VAC) at Full Load								
Output	Voltage (V.DC.)	3.8V	5V	12V	15V	24V	28V	32V	48V	
	Voltage Accuracy	±2%								
	Current (Convection) (A) max	36	36	16.66	14.66	10	8.57	7.5	5	
	Line Regulation	±1%								
	Load Regulation	±1%								
	Minimum Load	1%								
	Maximum Capacitive Load	470-23,000µF depending on model								
	Ripple & Noise (max.)	100mVp-p			120mVp-p	200mVp-p				
	Efficiency (typ.)	84%	88%	90%	90%	92%	92%	92%	93%	
	Hold-up Time	20 ms min.								
Switching Frequency	100 kHz									
Protection	Over Power Protection	Auto recovery								
	Over Voltage Protection	Latch Off								
	Short Circuit Protection	Latch Off								
Isolation	Input-Output (V.AC)	4000V								
	Input-FG (V.AC)	2000V								
	Output-FG (V.AC)	500V								
Environment	Operating Temperature	-10°C...+70°C (with derating)								
	Storage Temperature	-25°C...+85°C								
	Temperature Coefficient	±0.03%/°C (0~50°C)								
	Humidity	95% RH								
	MTBF	>50,000 h @ 25°C (MIL-HDBK-217F)								
Physical	Vibration	10~500Hz, 2G 10min./1cycle, 60min. each along X, Y, Z axes.								
	Dimension (L x W x H)	6.0 x 4.18 x 1.38 Inches (150.0 x 106.0 x 35.0 mm) Tolerance ±0.5 mm								
	Weight	610 g								
Safety	Cooling Method	Free convection								
	Agency Approvals	CE, UL60950(except 3.8S and 5S)								
EMC	EMI (Conducted & Radiated Emission)	EN 55022 class B								
	EMS (Noise Immunity)	EN 55024								

1. All specifications valid at normal input voltage, full load and +25°C after warm-up time unless otherwise stated.

2. Ripple & Noise are measured at 20MHz of bandwidth with 0.1µF & 47µF parallel capacitor.

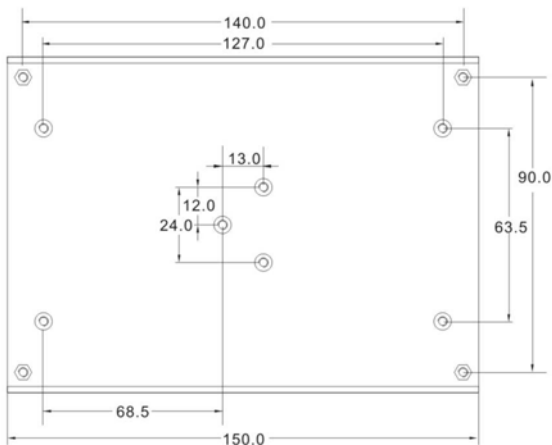
MECHANICAL DIMENSION (Top View)


PIN#	SINGLE
1	AC IN (L)
2	AC IN (N)
3	FG
4	+DC OUT
5	+DC OUT
6	-DC OUT
7	-DC OUT

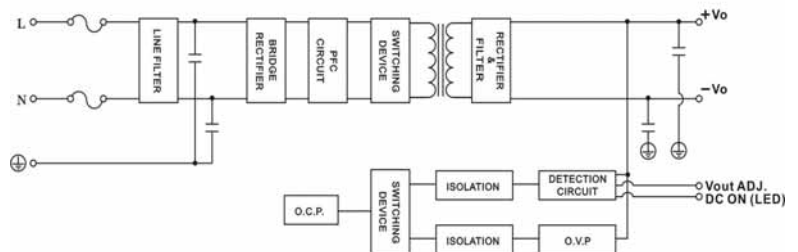
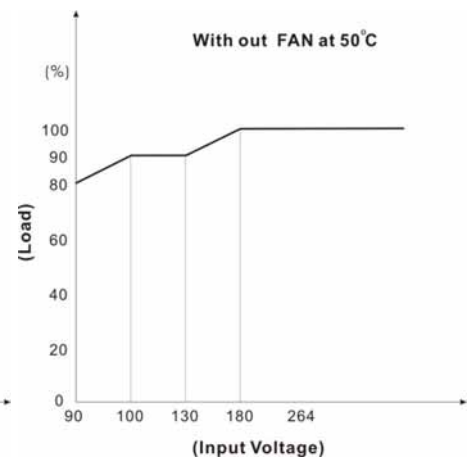
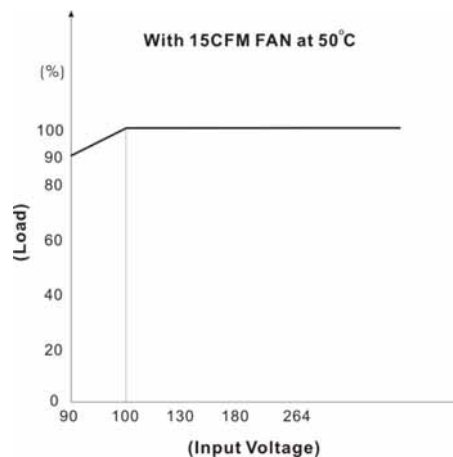
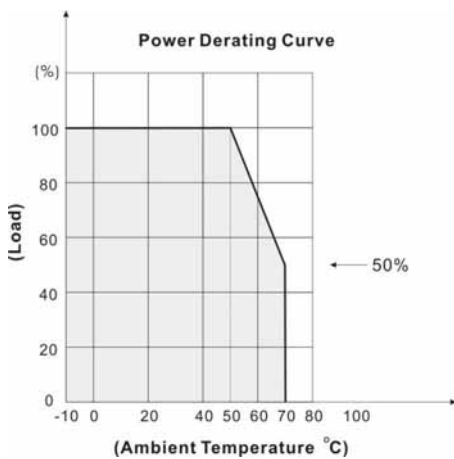

ASSEMBLY INSTRUCTIONS

*U Case T=2.0mm

Customer screws into the length of the case no higher than 0.5mm
(Namely screw length for load plate thickness plus 2.5mm)

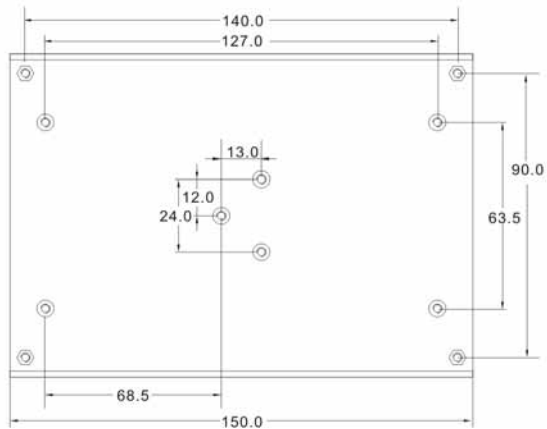
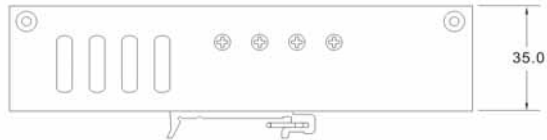
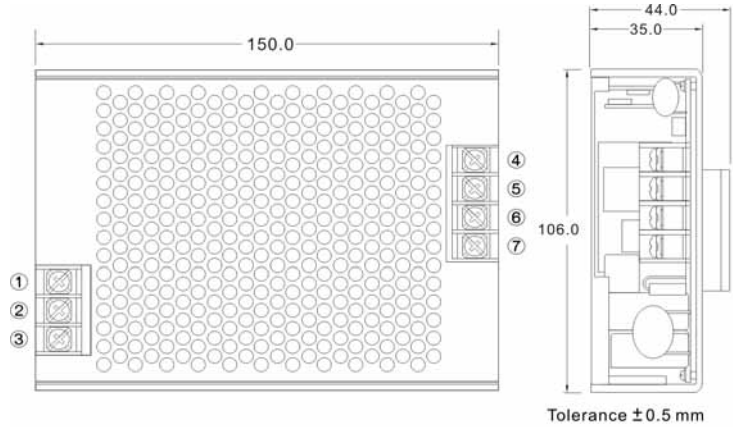

BLOCK DIAGRAM

Single Output


DERATING


Din Rail Kit

AQF240E-DRK



PIN#	SINGLE
1	AC IN (L)
2	AC IN (N)
3	FG
4	+DC OUT
5	+DC OUT
6	-DC OUT
7	-DC OUT