


Inrush Current Limiters 'Surge Gard'TM Series



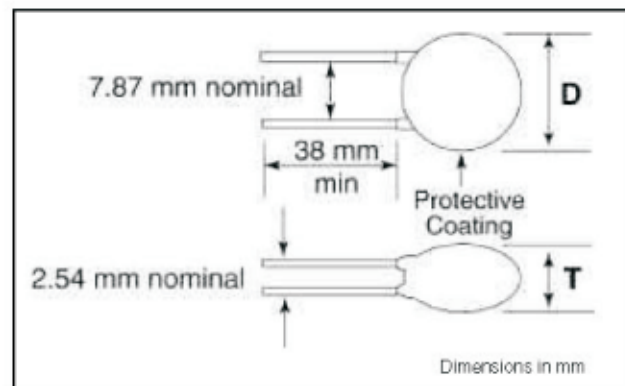
Surge currents which occur when electrical circuits are switched on can cause serious damage to sensitive electronic components which may exceed their rated values unless the surge is controlled. Damaging surges may be prevented by using Surge-GardTM inrush current limiters placed in critical parts of the circuit. Surge-GardsTM are a type of power NTC

thermistor manufactured from a specially formulated metal oxide ceramic material which is capable of suppressing high inrush current surges. Connected in series with the load, at switch-on, the thermistor limits the current due to its relatively high cold resistance. As a result of current flow the thermistor heats, reducing its resistance value so that once the initial surge has been safely held off the resistance in the circuit is held at a low value to maximise efficiency. They are used in:


- Power Supplies
- Electric Motors
- Lighting Circuits
- Thermostat Protection
- Any Circuit Subject to Switch-on Current Surges

Surge-GardTM devices have the following properties:

- High Hot to Cold Resistance Ratio
- Reduced Temperature at Full Load
- Extends lamp filament life by up to 6 times



Cropping and Forming



Rhopoint Components can crop or form 'Surge Gards'TM to your specification. (Subject to minimum quantity)

PART NO.	I _{max} Max Steady State Current (AMPS)	Resistance (OHMS@25°C)	Resistance Tolerance (±%)	R _{lmax} Resistance Max Current (OHMS)	V _{max} Voltage Rating	J _{max} Energy Rating (JOULES)
SG22	0.3	100	10	7.0	120	14
SG15	1.0	5.0	15	0.6	265	20
SG408	1.0	10	20	0.7	265	15
SG37	1.5	25.0	15	0.6	265	15
SG230	1.75	20.0	15	0.6	265	31
SG180	2.0	5.0	15	0.4	265	38
SG240	2.0	40.0	15	0.6	265	20
SG220	3.0	10.0	15	0.2	265	17
SG250	3.0	120	15	0.9	265	38
SG39	4.0	12.0	10	0.22	265	40
SG190	4.0	5.0	15	0.15	265	38
SG210	4.0	7.0	15	0.2	265	50
SG63	4.0	16	25	0.25	265	50
SG42	5.0	10.0	15	0.2	265	44
SG27	6.0	10.0	15	0.15	265	40
SG130	7.0	25	15	0.05	265	27
SG200	7.0	5.0	15	0.07	265	40
SG40	8.0	10.0	20	0.1	265	50
SG170	8.0	4.0	15	0.07	265	27
SG140	9.0	25	15	0.04	265	27
SG64	10.0	7.0	15	0.08	265	100
SG150	10.0	25	15	0.04	265	87
SG26	12.0	5.0	15	0.06	265	100
SG32	14.0	4.0	20	0.05	265	100
SG160	15.0	25	15	0.03	265	87
SG110	18.0	2.0	15	0.03	265	80
SG100	20.0	1.0	15	0.015	120	48
SG420	23.0	2.0	25	0.025	265	250
SG260	30.0	0.5	20	0.01	120	31
SG405	30.0	1.0	25	0.015	265	157

PART NO.	"D" (Diameter max over coating) (mm)Max.	"T" (Thickness max over coating) (mm) Max.	"L" Lead Diameter ±0.08 mm
SG22	7.62	7.62	0.81
SG15	15.24	6.35	0.81
SG408	10.79	5.08	0.5
SG37	12.70	7.62	1.02
SG230	12.70	6.35	0.81
SG180	15.24	6.35	0.81
SG240	15.88	6.35	0.81
SG220	11.43	7.62	0.81
SG250	23.50	6.35	1.02
SG39	12.70	8.90	1.02
SG190	15.24	6.35	0.81
SG210	15.24	7.62	1.02
SG63	19.05	6.35	1.02
SG42	12.70	8.90	1.02
SG27	15.24	8.90	1.02
SG130	15.24	6.35	0.81
SG200	15.24	6.35	0.81
SG40	22.86	8.90	1.02
SG170	15.24	6.35	1.02
SG140	15.24	6.35	0.81
SG64	24.13	7.0	1.02
SG150	22.86	6.35	1.02
SG26	22.86	7.0	1.02
SG32	22.86	8.90	1.02
SG160	22.86	7.62	1.02
SG110	22.86	8.90	1.02
SG100	22.86	7.62	1.02
SG420	31.75	7.62	1.02
SG260	31.75	5.08	1.02
SG405	31.75	6.35	1.02