

## Features

- 1-1/4 " Rectangular / Multiturn Cermet / Industrial / Sealed
- [Panel mount option](#) available
- [Listed on the QPL](#) for style RJ12 per MIL-PRF-22097

# 3059/RJ12 - Trimpot® Trimming Potentiometer

### Electrical Characteristics

Standard Resistance Range ..... 10 to 2 megohms  
 (see standard resistance table)  
 Resistance Tolerance ..... ±10 % std.  
 (tighter tolerance available)  
 Absolute Minimum Resistance ..... 1 % or 2 ohms max.  
 (whichever is greater)  
 Contact Resistance Variation ..... 1.0 % or 1 ohm max.  
 (whichever is greater)  
 Adjustability  
 Voltage ..... ±0.01 %  
 Resistance ..... ±0.05 %  
 Resolution ..... Infinite  
 Insulation Resistance ..... 500 vdc.  
 1,000 megohms min.  
 Dielectric Strength  
 Sea Level ..... 900 vac  
 70,000 Feet ..... 350 vac  
 Effective Travel ..... 22 turns nom.

### Environmental Characteristics

Power Rating @ 70 °C (400 volts max.) ..... 1.0 watt  
 Power Rating @ 150 °C ..... 0 watt  
 Temperature Range ..... -55 °C to +150 °C  
 Temperature Coefficient ..... ±100 ppm/°C  
 Seal Test ..... 85 °C Fluorinert\*  
 (pin styles only)  
 Humidity ..... MIL-STD-202 Method 106  
 (2 % ΔTR, 10 Megohms IR)  
 Vibration ..... 20 G (1 % ΔTR; 1 % ΔVR)  
 Shock ..... 50 G (1 % ΔTR; 1 % ΔVR)  
 Load Life .1,000 hours 1.0 watt @ 70 °C  
 (3 % ΔTR; 1 % or 1 ohms, whichever is greater, CRV)  
 Rotational Life ..... 200 cycles  
 (2 % ΔTR; 1 % or 1 ohm, whichever is greater, CRV)

### Physical Characteristics

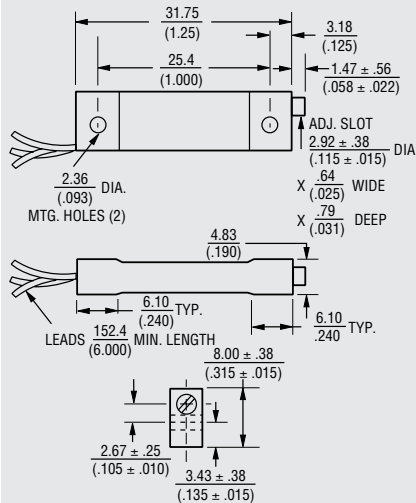
Torque ..... 5.0 oz-in. max.  
 Mechanical Stops ..... Wiper idles  
 Terminals .Solderable printed circuit pins  
 Flexible leads ..... (7 strands of 30 AWG)  
 Weight ..... 0.1 oz.  
 Marking ..... Manufacturer's trademark,  
 ..... resistance code, terminal  
 ..... numbers, date code, manufacturer's  
 ..... model number and style  
 Wiper ..... 50 % ±10 %  
 Flammability ..... U.L. 94V-0  
 Standard Packaging  
 P&Y Styles ..... 10 pcs. per tube  
 L&J Styles ..... 25 pcs. per bag  
 Adjustment Tool ..... H-90

\*"FLUORINERT" IS A REGISTERED TRADEMARK OF 3M CO.

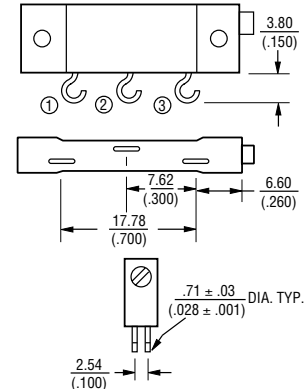
Specifications are subject to change without notice.  
 Customers should verify actual device performance in their specific applications.

### 3059L

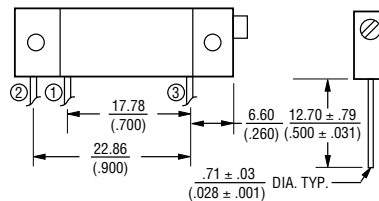
#### Common Dimensions



### 3059J



### 3059P

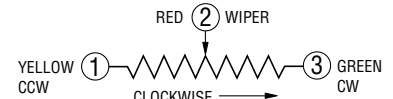
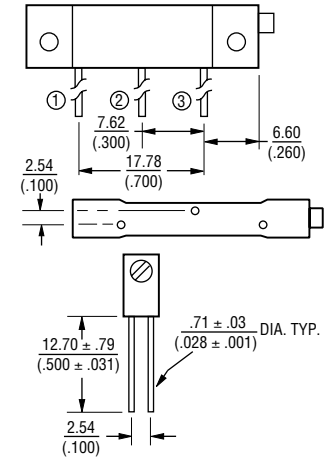


### How To Order

**3059 L - 1 - 103 M**

Model \_\_\_\_\_  
 Style \_\_\_\_\_  
 Standard or Modified Product Indicator  
 -1 = Standard Product  
 Resistance Code \_\_\_\_\_  
 Optional Suffix Letter  
 M = Panel Mount  
 (Factory Installed)

### 3059Y



TOLERANCES: ± 0.25 (.010) EXCEPT WHERE NOTED

DIMENSIONS ARE:  $\frac{\text{MM}}{\text{(INCHES)}}$

### Standard Resistance Table

| Resistance (Ohms) | Resistance Code |
|-------------------|-----------------|
| 10                | 100             |
| 20                | 200             |
| 50                | 500             |
| 100               | 101             |
| 200               | 201             |
| 500               | 501             |
| <b>1,000</b>      | <b>102</b>      |
| <b>2,000</b>      | <b>202</b>      |
| <b>5,000</b>      | <b>502</b>      |
| <b>10,000</b>     | <b>103</b>      |
| <b>20,000</b>     | <b>203</b>      |
| 25,000            | 253             |
| 50,000            | 503             |
| 100,000           | 104             |
| 200,000           | 204             |
| 250,000           | 254             |
| 500,000           | 504             |
| 1,000,000         | 105             |
| 2,000,000         | 205             |

Popular values listed in boldface. Special resistances available.

SHADED AREAS TYPICALLY NOT STOCKED BY DISTRIBUTORS AND NOT RECOMMENDED FOR NEW DESIGNS.