

BF 1608 Series


Multilayer Chip Band-Pass Filters

Features

- ❖ Ultra small SMD type with low loss at pass-band and high attenuation at stop-band.

Applications

- ❖ 0.8 ~ 6 GHz wireless communication systems, including DECT/PACS/PHS/GSM/DCS phones, WLAN card, Bluetooth modules, Hyper-LAN, etc.



Specifications

Part Number	Freq. Range (MHz)	Insertion Loss @ BW (dB)	VSWR @ BW	Frequency	Attenuation (dB)
BF1608-L2R4DAA_	2400 ~ 2500	1.7 max.	2.0 max.	880 ~ 915MHz	30 min.
				1710 ~ 1785MHz	30 min.
				1850 ~ 1910MHz	25 min.
				4800 ~ 5000MHz	25 min.
				7200 ~ 7500MHz	15 min.

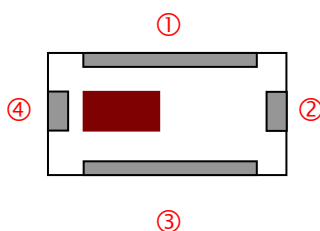
Q'ty/Reel (pcs) : 4,000
 Operating Temperature Range : -40 ~ +85 °C
 Storage Temperature Range : -40 ~ +85 °C
 Power Capacity : 500mW max.

Part Number

BF **1608** - **L** **2R4** **DAA** **□** **/LF**
 ① ② ③ ④ ⑤ ⑥ ⑦

① Type	BF : Band-Pass Filter	② Dimensions (L x W)	1.6 x 0.8 mm
③ Material Code	L	④ Frequency Range	2R4=2400MHz
⑤ Specification Code	DAA	⑥ Packaging	T: Tape & Reel B: Bulk
⑦ Soldering	=lead-containing /LF=lead-free		

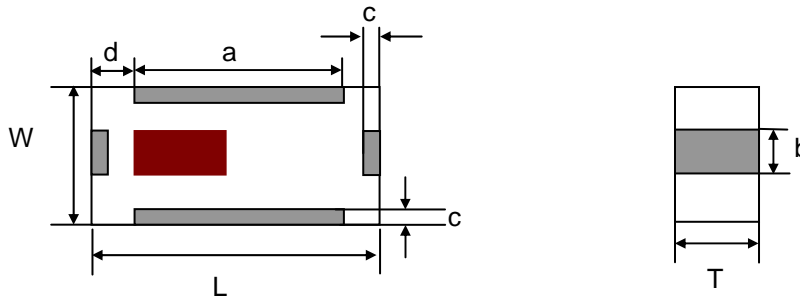
Terminal Configuration



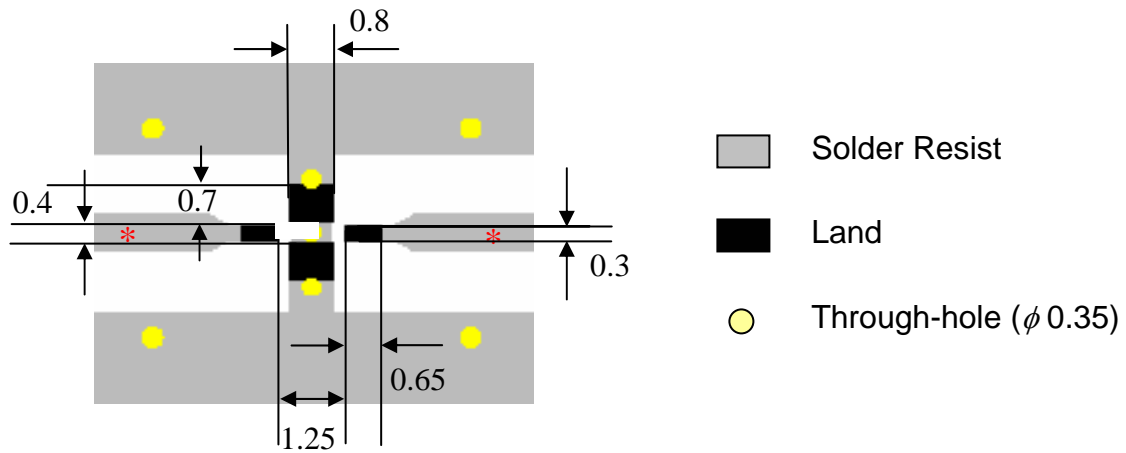
No.	Terminal Name	No.	Terminal Name
①	GND	③	GND
②	OUT	④	IN

Dimensions and Recommended PC Board Pattern

Unit : mm

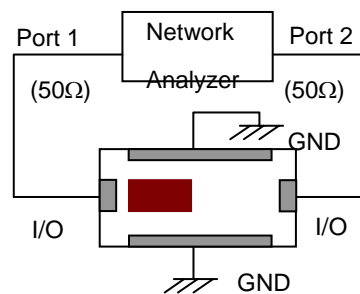


Mark	L	W	T	a	b	c	d
Dimensions	1.6 ± 0.10	0.8 ± 0.10	0.6 ± 0.10	0.7 ± 0.15	0.3 ± 0.10	0.15 ± 0.10	0.45 ± 0.15

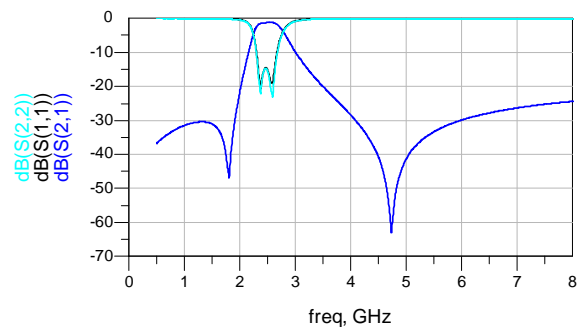


* Line width should be designed to match 50 Ω characteristic impedance, depending on PCB material and thickness.

Measuring Diagram



Electrical Characteristics (T=25°C)



Notes

- ❖ The contents of this data sheet are subject to change without notice. Please confirm the specifications and delivery conditions when placing your order.

Advanced Ceramic X Corp.

16 Tzu Chiang Road, Hsinchu Industrial District Hsinchu Hsien 303, Taiwan

TEL:886-3-5987008 FAX:886-3-5987001

E-mail: acx@acxc.com.tw

<http://www.acxc.com.tw>