

➤ **Linear Output Type Light Sensor**



**Features:** Compact moisture resistant package  
 Lowest "on" resistance  
 Low distortion  
 Ideal for Hi-Fi stereo applications

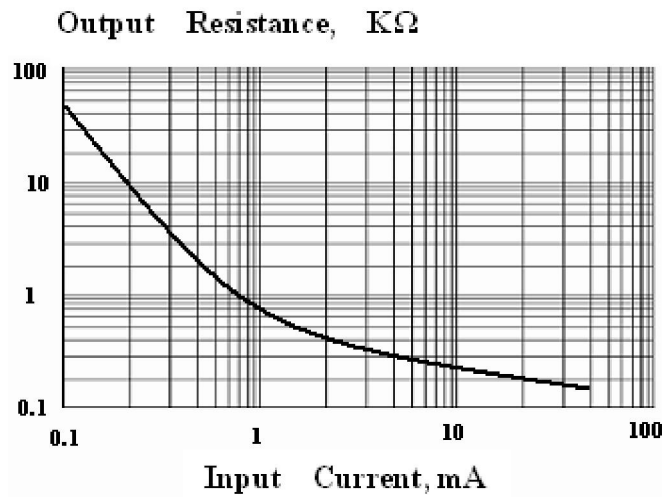
**Storage Temperature:** -30 to+70°C  
**Operating Temperature:** -30 to+70°C  
**Soldering Temperature:** 260°C<10s  
**Isolation Voltage(peak):** 2000V

Symbol	Parameter	Min	Typ	Max	Units	TestConditions
LED						
IF	Forward Current			40	mA	(Derate Linearly to 0 at 75°C)
VF	Forward Voltage			2.0	V	IF = 16 mA
IR	Reverse Current			100	µA	VR=3.8V
Cell						
VC	Maximum Voltage			60	V	(Peak AC or DC)
PD	Power Dissipation			50	mW	(Derate Linearly to 0 at 75°C)
Coupled						
RON	On Resistance		0.5		KΩ	IF = 1.0mA**
ROFF	Off Resistance	1.0			MΩ	10sec after IF=0.38Vdc on cell
TR	Rise Time		10		msec	Time to 63% of final conductance @ IF = 16 mA ***
TF	Decay Time		800		msec	Time to 100KΩ after removal of input @ IF = 16 mA
	Cell Temp Coefficient		1.0		%°C	IF >5 mA

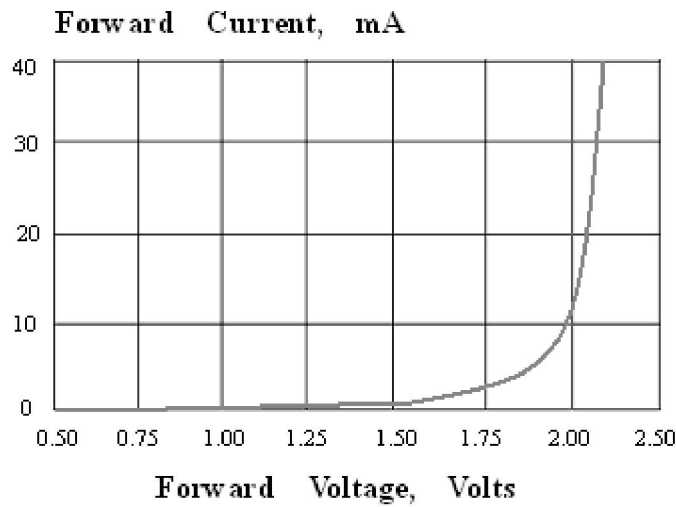
**NOTE:**

- \* >2mm from case for < 5 sec
- \*\* measured after a dark history of 1 week
- \*\*\* Rise time is the time for the dark to light change in conductance to reach 63% of its final value

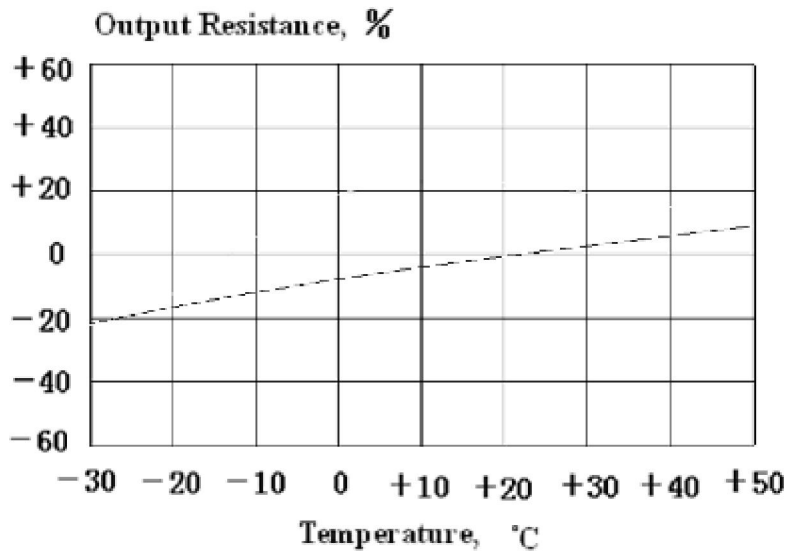
### Output Resistance vs. Forward Current



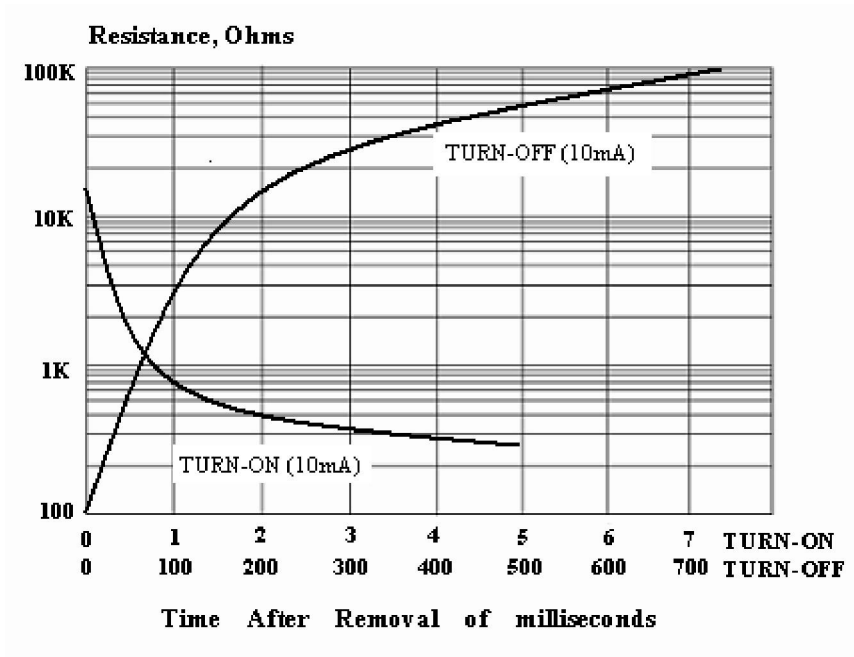
### LED Forward Current vs. Forward Voltage



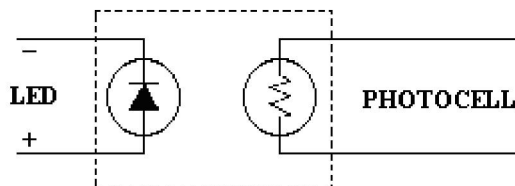
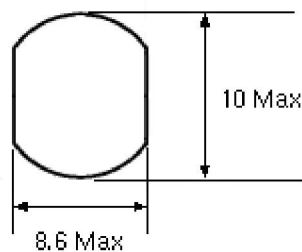
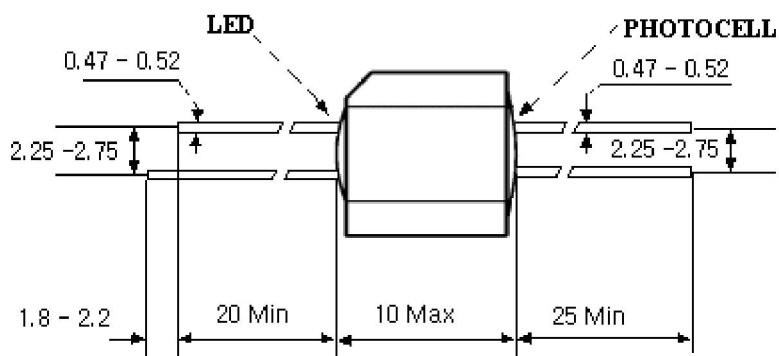
### Output Resistance vs. Temperature



Rise/Fall Time vs. Load Resistance



Dimensional Outline and Pin Connection (Unit:mm)



型号: MI12-7

深圳市安富新电子有限公司

品牌: MACRON