

## Features

- Single-Turn / Cermet / Industrial / Sealed
- Miniature package
- Rotor designed for automatic machine adjust interface
- Withstands harsh environments and immersion cleaning processes
- Available on tape and reel packaging

# 3362 - 1/4 " Square Trimming Potentiometer

## Electrical Characteristics

Standard Resistance Range ..... 10 to 2 megohms  
 (see standard resistance table)  
 Resistance Tolerance .....  $\pm 10\%$  std.  
 (tighter tolerance available)  
 Absolute Minimum Resistance ..... 1 % or 2 ohms  
 (whichever is greater)  
 Contact Resistance Variation ..... 1 % or 3 ohms max.  
 (whichever is greater)  
 Adjustability  
 Voltage .....  $\pm 0.05\%$   
 Resistance .....  $\pm 0.15\%$   
 Resolution ..... Infinite  
 Insulation Resistance ..... 500 vdc.  
 1,000 megohms min.  
 Dielectric Strength  
 Sea Level ..... 900 vac  
 80,000 Feet ..... 350 vac  
 Adjustment Angle ..... 240° nom.

## Environmental Characteristics

Power Rating (300 volts max.)  
 70 °C ..... 0.50 watt  
 125 °C ..... 0 watt  
 Temperature Range ... -55 °C to +125 °C  
 Temperature Coefficient ...  $\pm 100$  ppm/°C  
 Seal Test ..... 85 °C Fluorinert†  
 Humidity ..... MIL-STD-202 Method 103  
 96 hours  
 (2 %  $\Delta$ TR; 10 Megohms IR)  
 Vibration ..... 30 G (1 %  $\Delta$ TR; 1 %  $\Delta$ VR)  
 Shock ..... 100 G (1 %  $\Delta$ TR; 1 %  $\Delta$ VR)  
 Load Life.. 1,000 hours 0.5 watt @ 70 °C  
 (3 %  $\Delta$ TR; 3 % or 3 ohms, whichever is greater, CRV)  
 Rotational Life ..... 200 cycles  
 (4 %  $\Delta$ TR; 3 % or 3 ohms, whichever is greater, CRV)

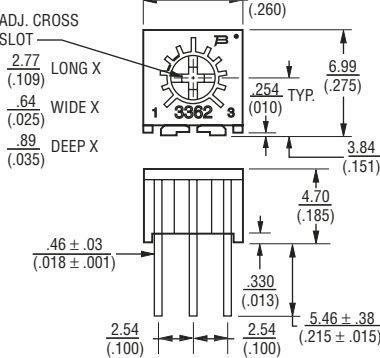
## Physical Characteristics

Mechanical Angle ..... 270° nom.  
 Torque ..... 3.0 oz-in. max.  
 Stop Strength ..... 7.0 oz-in. min.  
 Terminals ..... Solderable pins  
 Weight ..... 0.02 oz.  
 Marking ..... Resistance code, terminal numbers, manufacturer's model number, style and date code  
 Wiper ..... 50 % (Actual TR)  $\pm 10\%$   
 Flammability ..... U.L. 94V-0  
 Standard Packaging ..... 50 pcs. per tube  
 Adjustment Tool ..... H-90

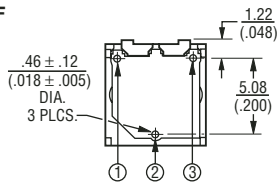
## Product Dimensions

### Common Dimensions

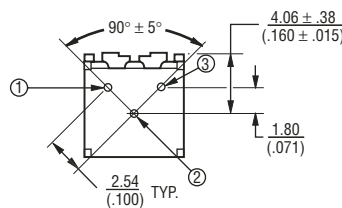
#### Top Adjust



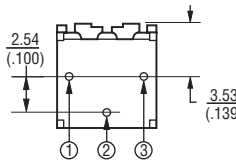
#### 3362F



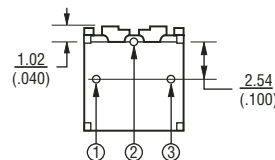
#### 3362H



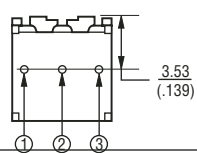
#### 3362P



#### 3362R

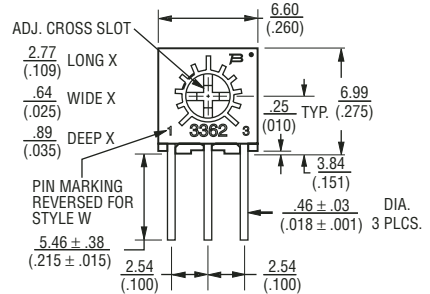


#### 3362U

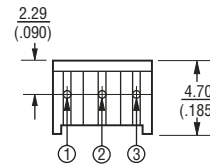


### Common Dimensions

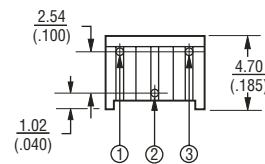
#### Side Adjust



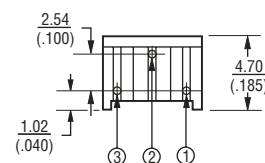
#### 3362M



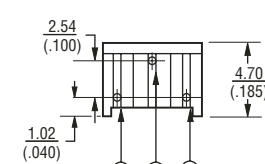
#### 3362S



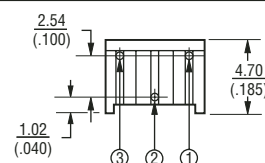
#### 3362W



#### 3362X

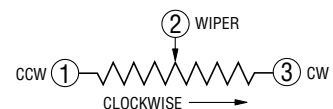


#### 3362Z



DIMENSIONS:  $\frac{\text{MM}}{\text{(INCHES)}}$

TOLERANCES:  $\pm \frac{0.25}{(.010)}$  EXCEPT WHERE NOTED



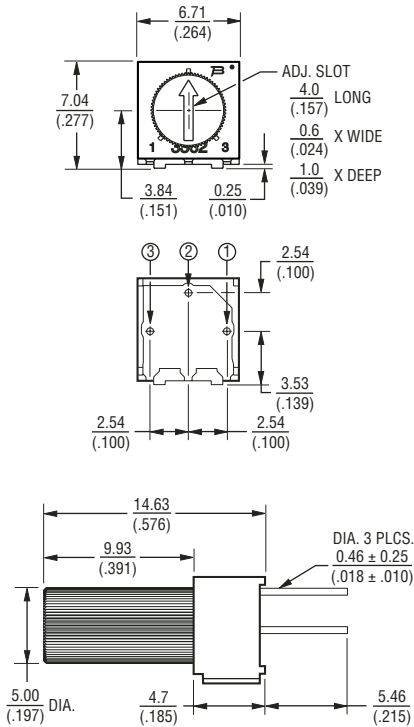
\*RoHS Directive 2002/95/EC Jan 27 2003 including Annex.  
 †"Fluorinert" is a registered trademark of 3M Co.  
 Specifications are subject to change without notice.  
 Customers should verify actual device performance in their specific applications

# 3362 - 1/4 " Square Trimming Potentiometer

**BOURNS®**

## Product Dimensions

Top adjust models 3362F, H, P, R and U are available with a knob for finger adjustment. Add suffix letter "T" to order code.

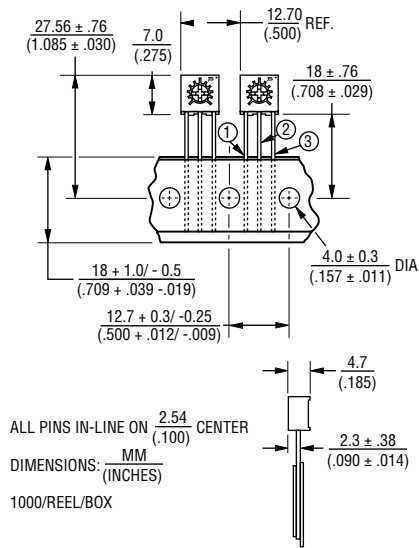


DIMENSIONS:  $\frac{\text{MM}}{\text{(INCHES)}}$

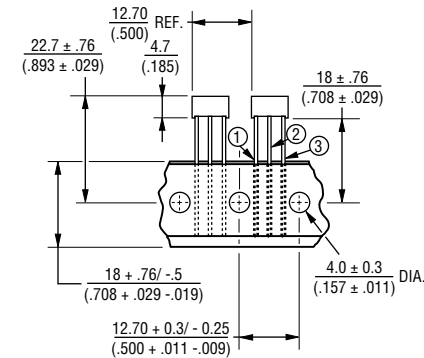
TOLERANCES:  $\pm \frac{0.25}{(.010)}$  EXCEPT WHERE NOTED

## Packaging Specifications

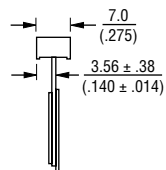
### SIDE ADJUST 3362M-1



### TOP ADJUST 3362U-1, 3362P-1



### SIDE VIEW 3362U-1



### SIDE VIEW 3362P-1



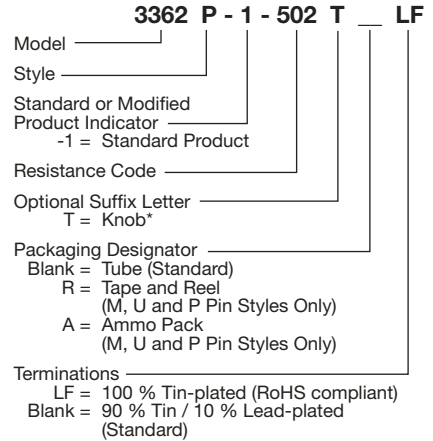
ALL PINS IN-LINE ON 2.54 (.100) CENTER

DIMENSIONS:  $\frac{\text{MM}}{\text{(INCHES)}}$

750/REEL  
1000/BOX

Meets EIA Specification 468.

## How To Order



\*Knob option is available only in standard Tube packaging for terminal styles F, H, P, R and U.

Consult factory for other available options.

## Standard Resistance Table

Resistance (Ohms)	Resistance Code
10	100
20	200
50	500
<b>100</b>	<b>101</b>
<b>200</b>	<b>201</b>
<b>500</b>	<b>501</b>
<b>1,000</b>	<b>102</b>
<b>2,000</b>	<b>202</b>
<b>5,000</b>	<b>502</b>
<b>10,000</b>	<b>103</b>
<b>20,000</b>	<b>203</b>
<b>25,000</b>	<b>253</b>
<b>50,000</b>	<b>503</b>
<b>100,000</b>	<b>104</b>
200,000	204
250,000	254
500,000	504
1,000,000	105
2,000,000	205

Popular distribution resistance values listed in boldface. Special resistances available.