

Powered by



# GP 12260 ▶ 12V 26Ah

GP 12260 is a general purpose battery up to 5 years in standby service or more than 260 cycles at 100% discharge in cycle service. As with all CSB batteries, all are rechargeable, highly efficient, leak proof and maintenance free.



## ► Specification

Cells Per Unit	6
Voltage Per Unit	12
Capacity	26 Ah @ 20hr-rate to 1.75V per cell @25 °C(77°F)
Weight	Approx. 8.45 kg(18.63 lbs)
Maximum Discharge Current	350A(5sec)
Internal Resistance	Approx. 11 mΩ
Operating Temperature Range	Discharge: -15°C~50°C( 5°F~122°F) Charge: -15 °C~40°C( 5°F~104°F) Storage: -15°C~40°C( 5°F~104°F)
Nominal Operating Temperature Range	25°C±3°C(77°F±5°F)
Float Charging Voltage	13.5 to 13.8 VDC/unit Average at 25°C(77°F)
Recommended Maximum Charging Current Limit	7.8A
Equalization and Cycle Service	14.4 to 15.0 VDC/unit Average at 25°C(77°F)
Self Discharge	CSB Batteries can be stored for more than 6 months at 25°C(77°F). Please charge batteries before using. For higher temperatures the time interval will be shorter.
Terminal	B1/B3/B3B-L terminal to accept M5 nut & bolt
Container Material	ABS(UL 94-HB/File E50263)*Flammability resistance of (UL 94-V0/File E88637) can be available upon request.



MH14533(N)



ISO9001  
No.:041005117

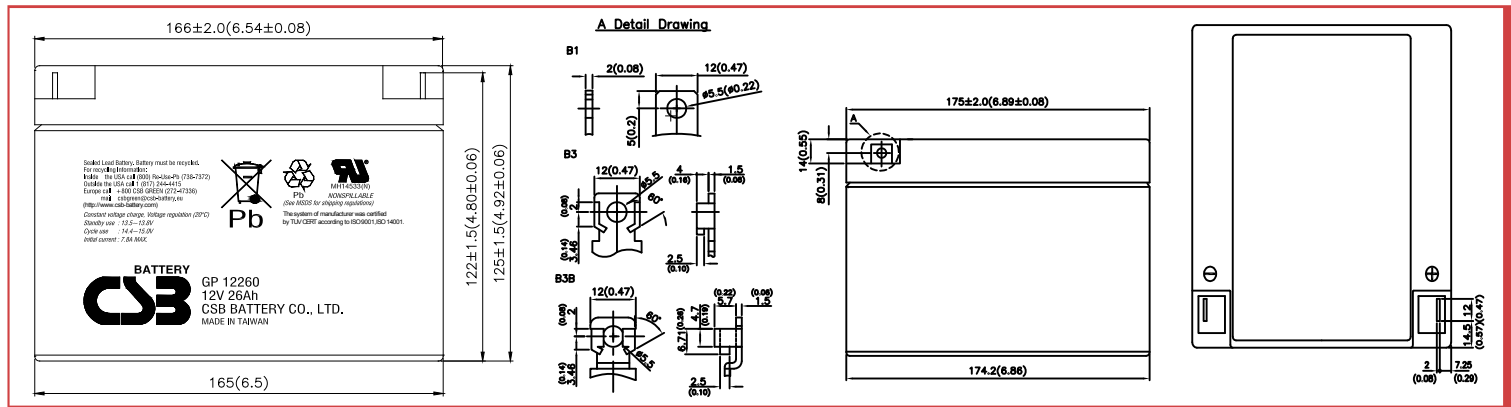


ISO 14001  
NO.UM 1-12-0045

CSB-manufactured VRLA batteries are UL-recognized components under UL924 and UL1989.

CSB is also certified by ISO 9001 and ISO 14001.

Dimensions :	Overall Height (H)	Container height (h)	Length (L)	Width (W)
Unit: mm (inch)	125±1.5 (4.92±0.06)	122±1.5 (4.8±0.06)	166±2 (6.54±0.08)	175±2 (6.89±0.08)



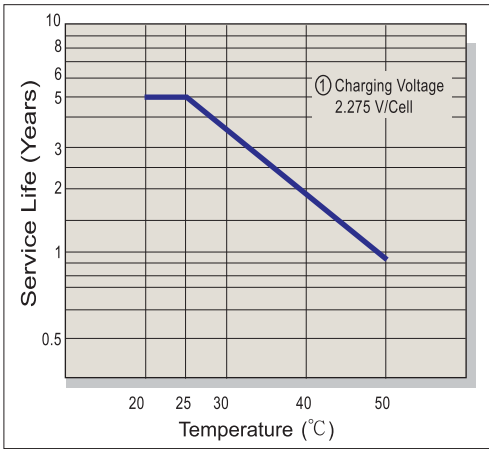
## Constant Current Discharge Characteristics Unit:A (25°C, 77°F)

F.V/Time	5MIN	10MIN	15MIN	30MIN	1HR	2HR	3HR	4HR	5HR	8HR	10HR	20HR
1.60V	106	69.0	52.8	32.7	19.6	11.5	8.14	6.37	5.24	3.46	2.82	1.47
1.67V	99.0	65.9	51.1	32.3	19.5	11.4	8.13	6.36	5.23	3.43	2.79	1.43
1.70V	95.7	64.6	50.4	32.2	19.4	11.3	8.12	6.35	5.22	3.42	2.78	1.41
1.75V	89.7	62.0	49.0	31.6	19.3	11.2	8.11	6.34	5.21	3.39	2.74	1.37
1.80V	83.3	59.4	47.5	31.1	19.2	11.1	8.10	6.33	5.19	3.35	2.70	1.33
1.85V	76.7	56.5	45.8	30.5	19.1	11.0	8.09	6.32	5.17	3.32	2.66	1.29

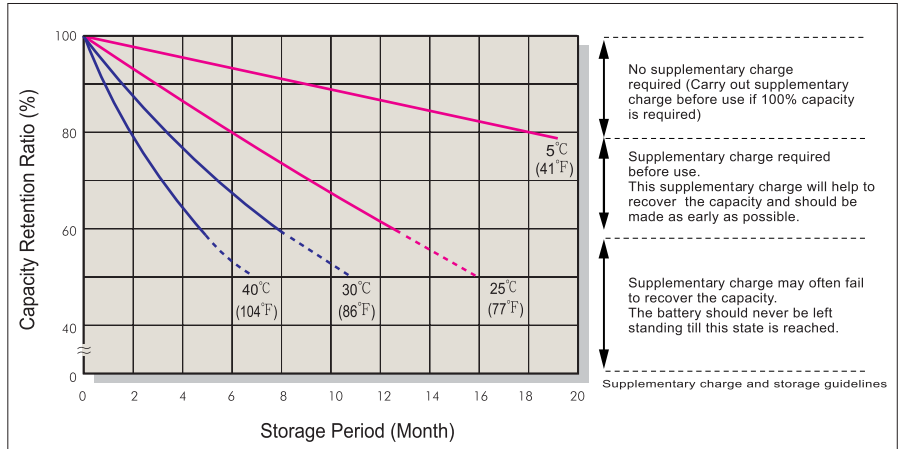
## Constant Power Discharge Characteristics Unit:W (25°C, 77°F)

F.V/Time	5MIN	10MIN	15MIN	30MIN	1HR	2HR	3HR	4HR	5HR	8HR	10HR	20HR
1.60V	1,270	828	634	392	235	138	97.7	76.4	62.9	41.5	33.8	17.6
1.67V	1,181	790	610	385	234	137	97.6	76.3	62.8	41.2	33.5	17.1
1.70V	1,139	772	602	382	233	136	97.5	76.2	62.7	41.0	33.3	16.9
1.75V	1,071	744	586	378	232	135	97.4	76.1	62.6	40.6	32.9	16.5
1.80V	999	713	570	373	231	134	97.3	76.0	62.3	40.2	32.4	16.0
1.85V	920	678	550	367	230	133	97.2	75.9	62.1	39.8	32.0	15.6

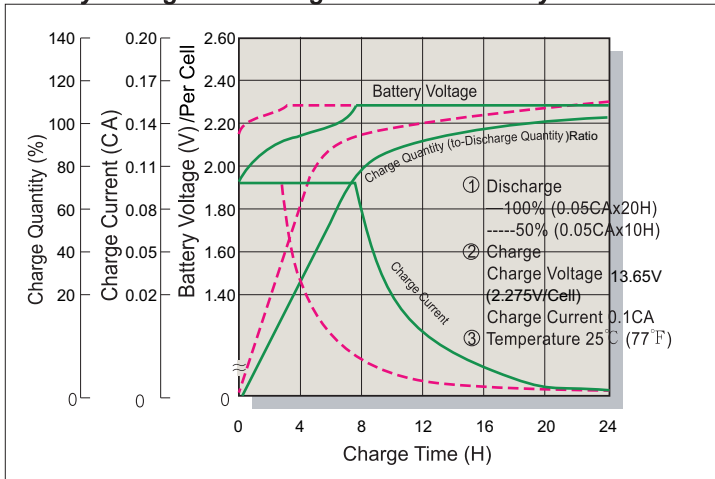
### Trickle (or Float) Service Life



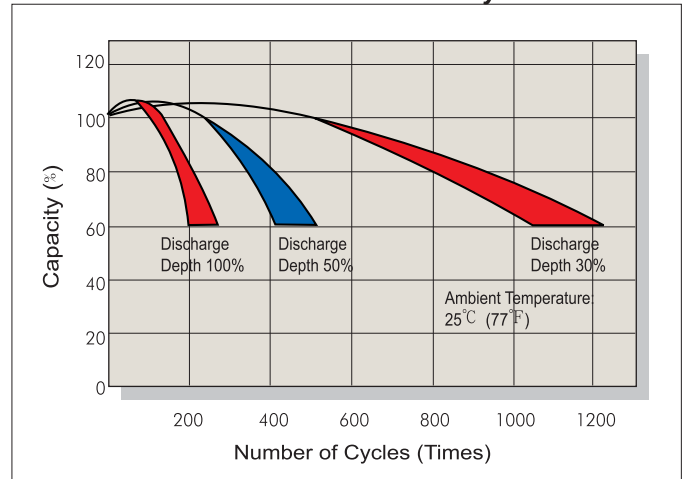
### Capacity Retention Characteristic



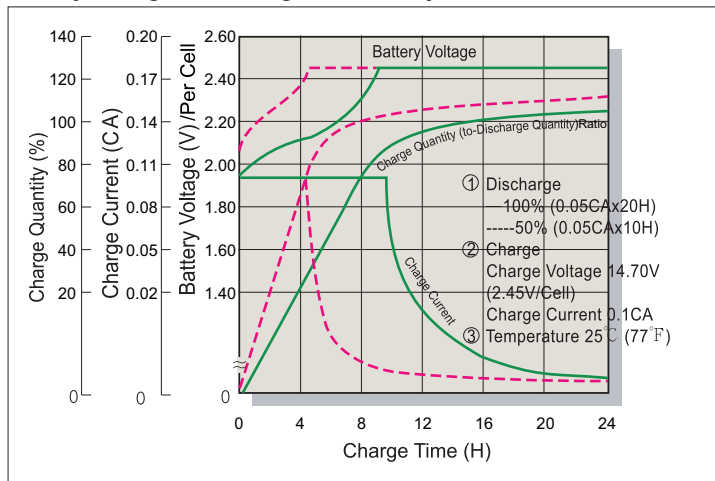
### Battery Voltage and Charge Time for Standby Use



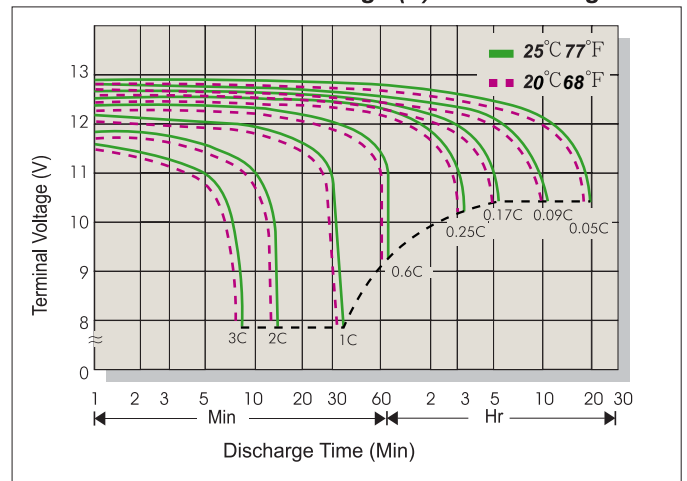
### Cycle Service Life



### Battery Voltage and Charge Time for Cycle Use



### Terminal Voltage (V) and Discharge Time



### Charging Procedures

Application	Charge Voltage(V/Cell)			Max.Charge Current
	Temperature	Set Point	Allowable Range	
Cycle Use	25°C (77°F)	2.45	2.40~2.50	0.3C
Standby	25°C (77°F)	2.275	2.25~2.30	

### Discharge Current VS. Discharge Voltage

Final Discharge Voltage V/Cell	1.75	1.70	1.60	1.30
Discharge Current(A)	0.2C>(A)	0.2C<(A)<0.5C	0.5C<(A)<1.0C	(A)>1.0C