

Powered by



HRL 634W ▶ 6V 34W

HRL 634W is specially designed for high efficient discharge application. Its characteristics are high energy density, small footprint and high discharge efficiency. It can be used for more than 260 cycles at 100% discharge in cycle service, up to 8 years in standby service.



Specification

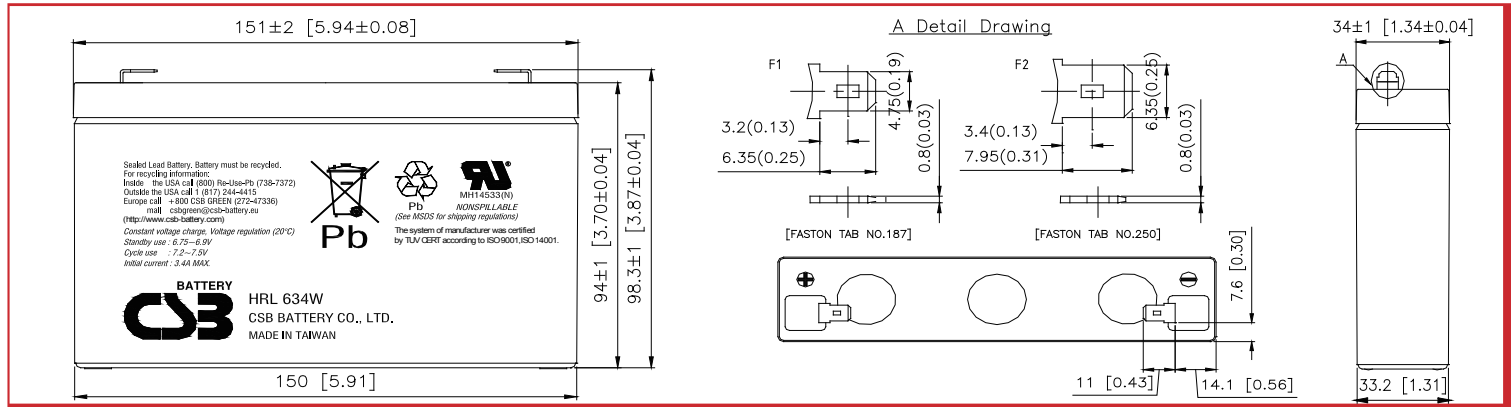
Cells per unit	3
Voltage per unit	6
Capacity	34W @ 15min-rate to 1.67V per cell @25 °C(77°F)
Weight	Approx. 1.32 kg(2.91 lbs)
Maximum Discharge Current	130A(5sec)
Internal Resistance	Approx. 10mΩ
Operating Temperature Range	Discharge: -15°C~50°C (5°F~122°F) Charge: -15 °C~40°C(5°F~104°F) Storage: -15°C~40°C(5°F~104°F)
Nominal Operating Temperature Range	25°C±3°C (77°F±5°F)
Float Charging Voltage	6.75 to 6.9 VDC/unit Average at 25°C(77°F)
Recommended Maximum Charging Current Limit	3.4A
Equalization and Cycle Service	7.2 to 7.5 VDC/unit Average at 25°C(77°F)
Self Discharge	CSB Batteries can be stored for more than 6 months at 25°C (77°F). Please charge batteries before using. For higher temperatures the time interval will be shorter.
Terminal	F2-Faston Tab 250
Container Material	ABS(UL 94-HB/File E50263)*Flammability resistance of (UL 94-V0/File E88637) can be available upon request.



CSB-manufactured VRLA batteries are UL-recognized components under UL924 and UL1989.

CSB is also certified by ISO 9001 and ISO 14001.

Dimensions :	Overall Height (H)	Container height (h)	Length (L)	Width (W)
Unit: mm (inch)	98.3±1 (3.9±0.08)	94±1 (3.7±0.08)	151±2 (5.94±0.08)	34±1 (1.34±0.04)



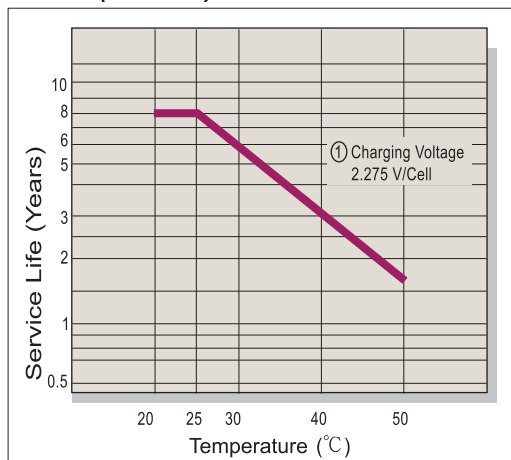
Constant Current Discharge Characteristics Unit:A (25°C, 77°F)

F.V/Time	2MIN	4MIN	6MIN	8MIN	10MIN	15MIN	20MIN	30MIN	60MIN	90MIN
1.60V	60.4	47.4	37.6	30.9	26.6	18.7	14.4	10.3	5.84	4.66
1.67V	56.5	44.4	35.4	29.3	25.2	18.6	14.3	10.2	5.80	4.63
1.70V	54.9	43.1	34.2	28.6	24.6	18.5	14.2	10.1	5.78	4.62
1.75V	51.9	40.7	32.3	27.0	23.8	18.3	14.1	10.0	5.74	4.57
1.80V	48.9	37.9	30.6	25.8	23.0	18.1	13.9	9.94	5.69	4.52
1.85V	45.4	35.1	28.6	24.6	22.0	17.9	13.8	9.84	5.65	4.47

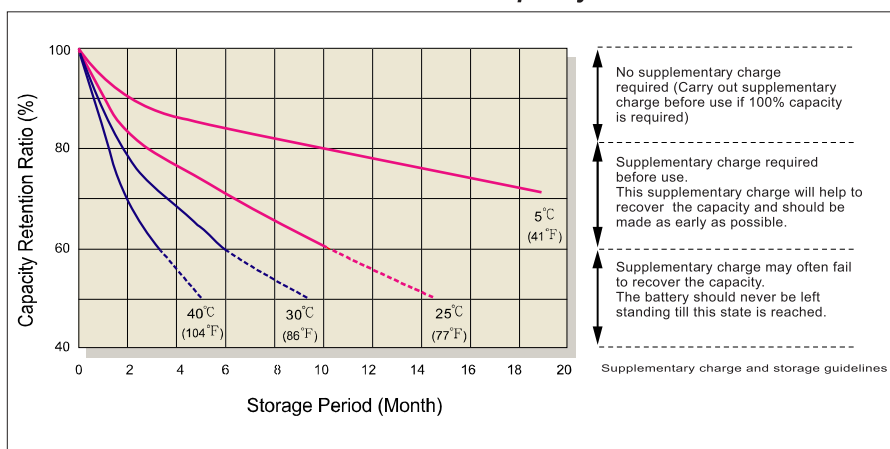
Constant Power Discharge Characteristics Unit:W (25°C, 77°F)

F.V/Time	2MIN	4MIN	6MIN	8MIN	10MIN	15MIN	20MIN	30MIN	60MIN	90MIN
1.60V	327	260	209	175	150	110	84.0	60.7	34.6	27.7
1.67V	312	246	197	167	143	109	82.6	60.3	34.5	27.6
1.70V	305	240	192	163	140	108	82.0	59.7	34.4	27.5
1.75V	292	228	183	155	135	104	81.0	59.3	34.2	27.3
1.80V	278	215	173	147	129	100	80.0	58.9	33.9	27.1
1.85V	265	203	164	139	123	96.0	79.0	58.1	33.7	26.9

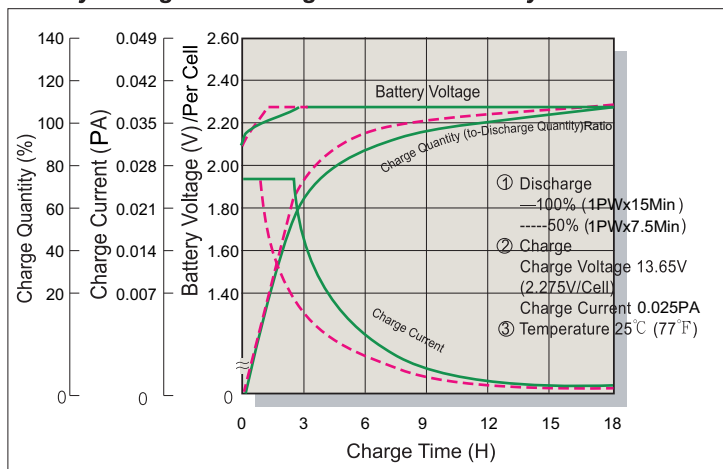
Trickle (or Float) Service Life



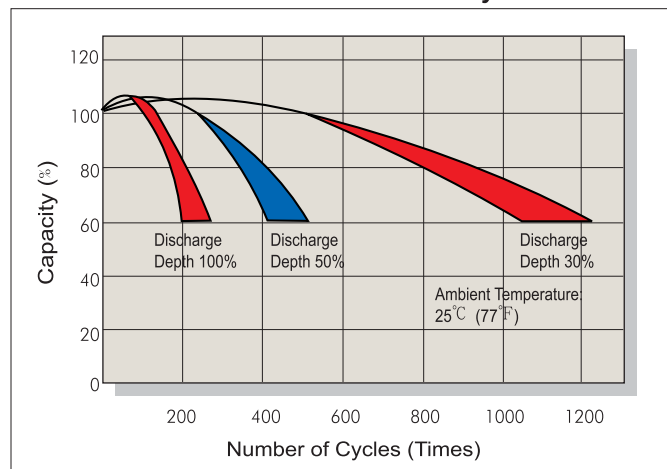
Capacity Retention Characteristic



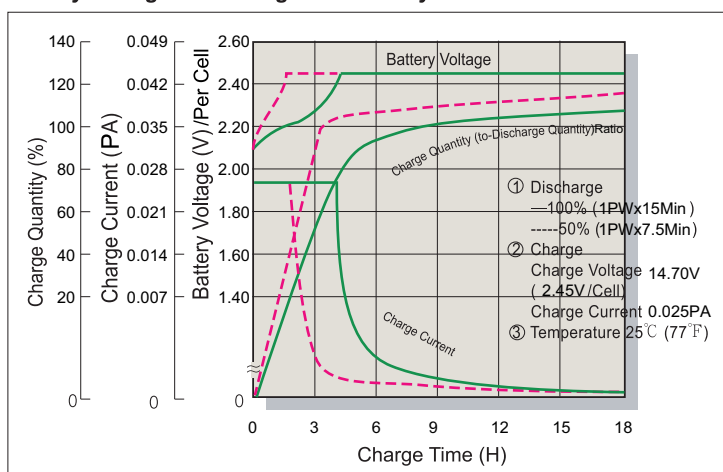
Battery Voltage and Charge Time for Standby Use



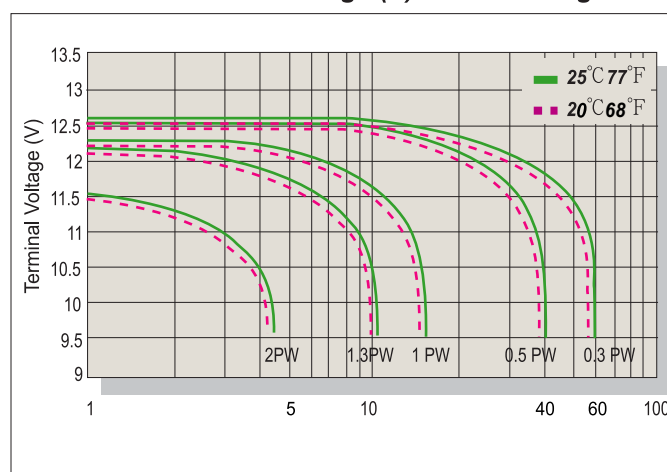
Cycle Service Life



Battery Voltage and Charge Time for Cycle Use



Terminal Voltage (V) and Discharge Time



Charging Procedures

Application	Charge Voltage(V/Cell)			Max. Charge Current
	Temperature	Set Point	Allowable Range	
Cycle Use	25°C(77°F)	2.45	2.40~2.50	0.1PA
Standby	25°C(77°F)	2.275	2.25~2.30	

Discharge Current VS. Discharge Voltage

Final Discharge Voltage V/Cell	1.75	1.70	1.60	1.30
Discharge Power(W)	0.1P>(W)	0.1P≤(W)<0.25P	0.25P≤(W)<1.0P	(W)≥1.0P