



RoHS Compliant

SAB/YIKAI

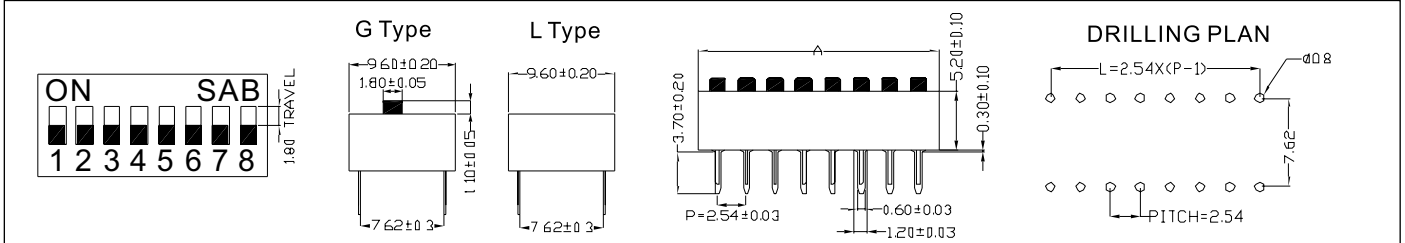
BS/BS2F/BSM/BSM2F Series- DIP Switch

Features

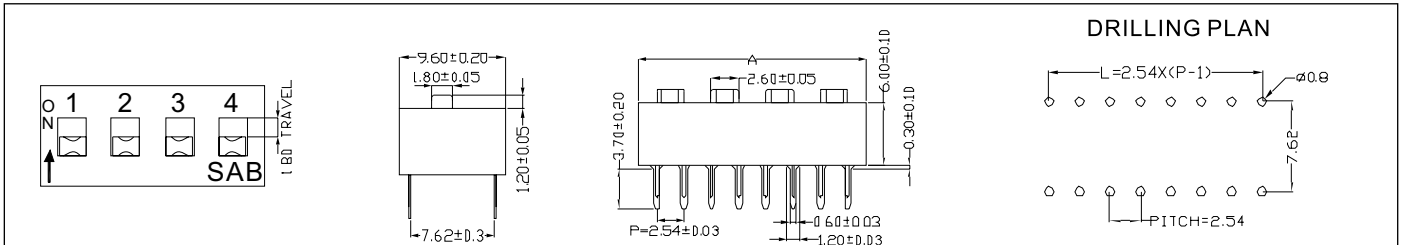
- ◆ By employing engineering plastic, this item has an excellent heat and chemical resistance.
- ◆ Standard gold-plated contact points & double movable contacts ensure reliability and longer life expectancy.
- ◆ Compatible for automatic cleaning. High pressure wiping contacts allows aqueous of solvent cleaning.
- ◆ Insert-molding technology guarantee to avoid epoxy and water from intruding.



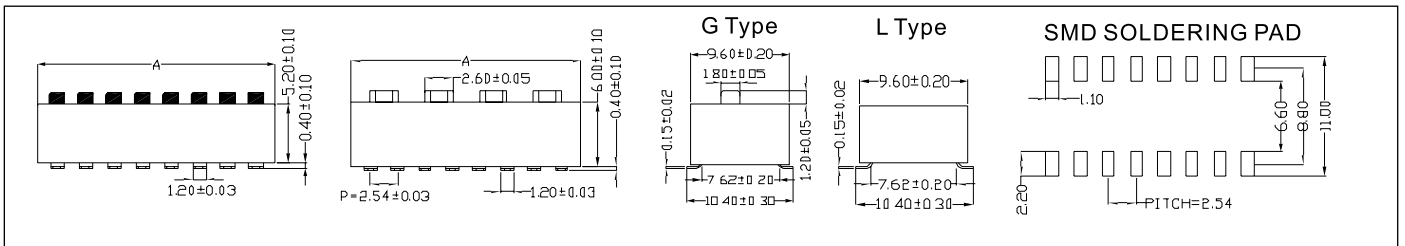
BS



BS2F



BSM/BSM2F



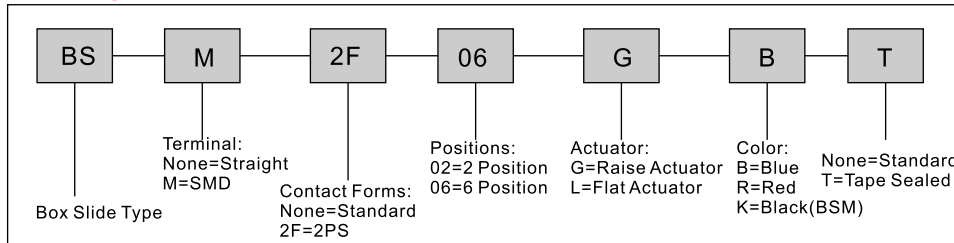
Specifications

- ◆ Contact Rating
  - Switching .....25mA, 24VDC
  - Non-Switching.....100mA, 50VDC
- ◆ Contact Resistance
  - Initial .....50mΩ Max.
  - After Life Test .....100mΩ Max.
- ◆ Insulation Resistance .....100MΩ min at 500VDC
- ◆ Dielectric Strength .....500VAC/1 minute
- ◆ Operating Force.....1000g Max.
- ◆ Mechanical Life .....5,000 cycles
- ◆ Electrical Life .....2,000 cycles

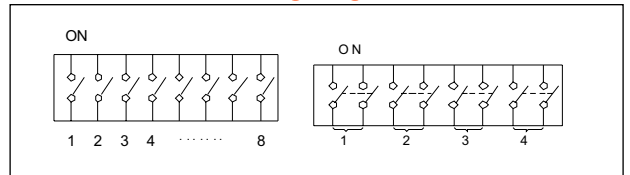
Soldering Information

- ◆ Hand Soldering
  - Soldering Iron 30W at under 350°C/3 sec. Max.
  - or at 270°C/5 sec. Max.
- ◆ Wave Soldering
  - Temperature: 260°C/10 sec. Max.
- ◆ Keep all actuators in "OFF" position during soldering and cleaning process.

Ordering Information



Wiring Diagram



Materials

- ◆ **Cover:** High Temperature UL 94V-0 Thermoplastic; Blue, Red & Black.
- ◆ **Base:** High Temperature UL 94V-0 Thermoplastic Black.
- ◆ **Actuator:** High Temperature UL 94V-0 Thermoplastic, White.
- ◆ **Terminal & Movable Contact:** Copper Alloy with Gold Plated.
- ◆ **Terminal:** Copper Alloy with Pure-Tin Plated.
- ◆ **Tape Sealed:** Polyester Film.

Packaging Information

- ◆ All DIP switches are shipped in Tube.
- ◆ Actuators all in "OFF" position.

P/N	NO.Of Pole	Dim. A	Quantity Per Tube
BS01	1	3.54mm	144
BS02	2	6.08mm	85
BS03	3	8.62mm	61
BS04	4	11.16mm	47
BS05	5	13.70mm	38
BS06	6	16.24mm	32
BS07	7	18.78mm	28
BS08	8	21.32mm	24
BS09	9	23.86mm	22
BS10	10	26.40mm	20
BS12	12	31.48mm	16
BP2F01	1	6.08mm	85
BP2F02	2	11.16mm	47
BP2F03	3	16.24mm	32
BP2F04	4	21.32mm	24
BP2F05	5	26.40mm	20
BP2F06	6	31.48mm	16

All of RoHs compliant we providing will remove "LF" after "P/N"