

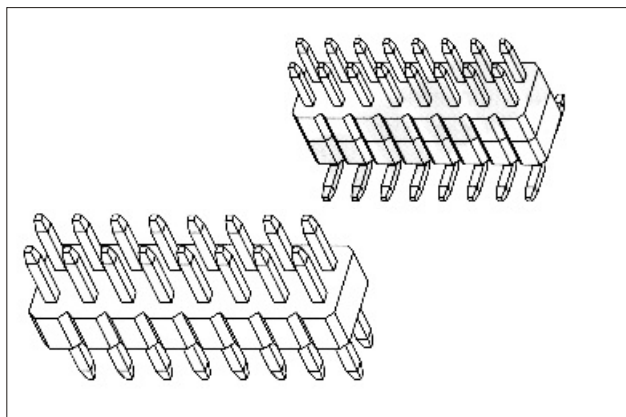
Pin Header  
 Single Row / Dual Row  
 Straight DIP Type / Straight S.M.T Type

Pitch:1.00mm

Series  
 351  
 355

**woxconn**

Http://www.woxconn.com

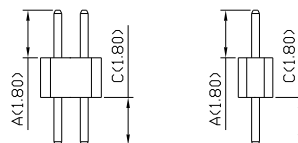
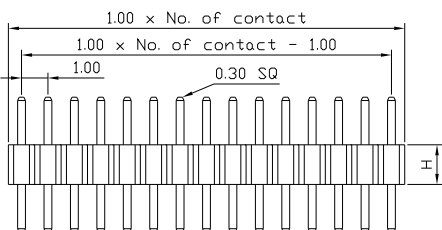
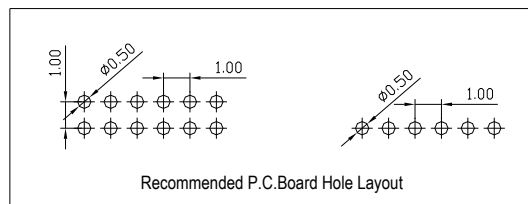
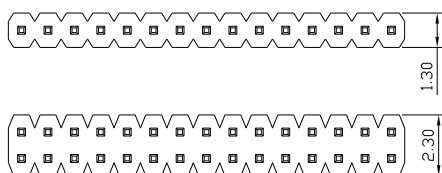
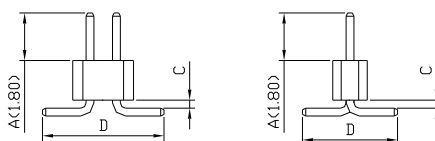
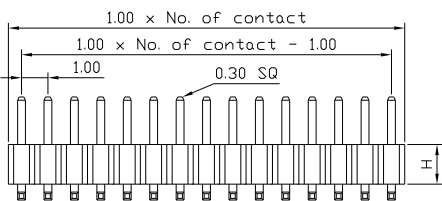
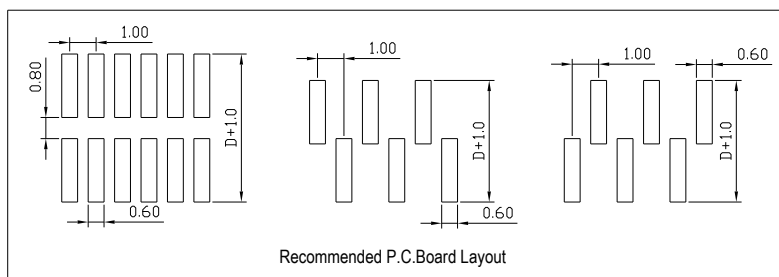
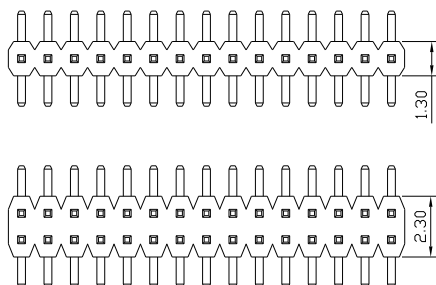


**SPECIFICATIONS:**

Current Rating: 1.0 AMP  
 Contact Resistance: 30mΩ Max  
 Insulation Resistance: 500MΩ Min  
 Withstand Voltage: 500VAC/minute  
 Operation Temperature: -40°C to +105°C  
 Max Process Temp: 230°C for 30~60 secretary.

**MATERIALS:**

Contact Material: Copper Alloy  
 Contact Plating: Gold or Tin over 50μ" Ni  
 Insulator Material: Polyester(UL94V-0)  
 Standard: LCP



**Ordering Code**

① ② ③ ④ ⑤ ⑥ ⑦ ⑧ ⑨ ⑩  
 3 5 2 2 XX M X X 1 XXX

① Series No.:  
 3= Pin Header  
 ② Pitch: 5= 1.00mm

③ Insulator Height:  
 1 = 1.00mm  
 5 = 1.50mm

④ Dip Spacing:  
 1=Single row  
 2=Double row  
 ⑤ Number of Contacts:  
 Single row =01 to 40  
 Double row=02 to 80  
 ⑥ Tail & Mounting Style:  
 S=Straight DIP type  
 M=Straight SMT type

⑦ Contact Plated  
 0=Tin 1=Gold Flash  
 2=Gold 3u" 3=Gold 5u"  
 4=Gold 10u" 5=Gold 15u"  
 6= Gold 30u"  
 ⑧ Material Type  
 0=PPS 3=Nylon-66  
 1=PBT 4=Nylon-6T  
 2=LCP 5=PA46

⑨ Tiers of Body  
 1 = Single tier  
 2 = Double tier  
 3 = Triple tier  
 ⑩ Pin Length  
 XXX=A+H+C

Due to technical progress, all the information provided is subject to change without prior notice.