

MF/RJ 型金属膜电阻器

MF/RJ METAL FILM RESISTORS

● 品名 (PART NUMBER)

依据其种类, 分别标明型号、额定功耗、精度、标称阻值和形状。

ACCORDING TO THE TYPES OF RESISTORS, THE POWER RATED, RESISTANCE TOLERANCE, RESISTANCE VALUE, SHAPES.

型 号 TYPE	额定功耗 RATED POWER	标称阻值 RESISTANCE	精 度 TOLERANCE	包装形式 PACKING FORM
MF/RJ	1/6W~3W	0.1Ω~1MΩ	±0.1%	T/P
			±0.5%	
			±1%	
			±5%	

● 使用环境温度: -55℃~+125℃

Operating ambient temperature -55℃~+125℃

● FEATURES

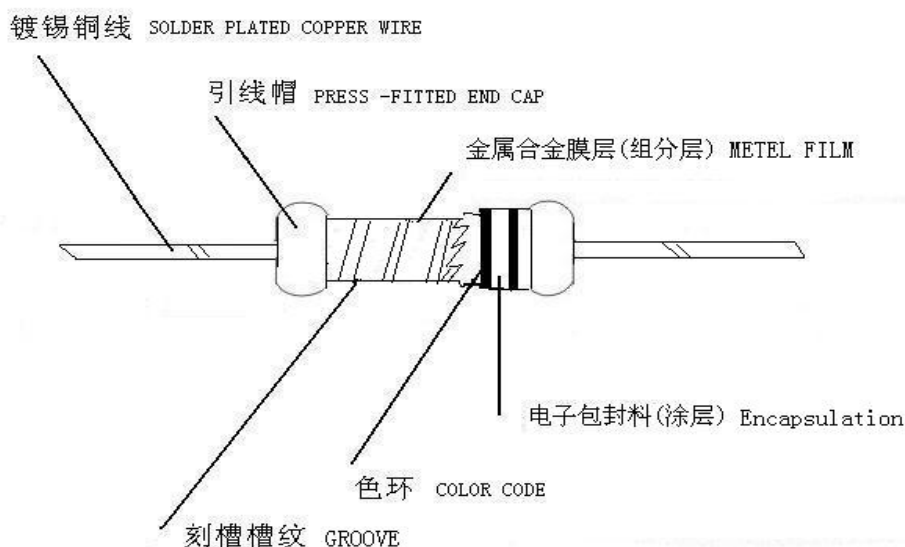
- ◎ Super heat dissipation, small linear temperature coefficient.
- ◎ Instant overload capability, low noise without annual shift on resistance value

● 特性

- ◎ 耐热性优, 电阻温度系数 TCR 小, 呈直线变化
- ◎ 短时间超负载, 低噪音, 阻值精度高

● MF/RJ 型金属膜电阻器结构图

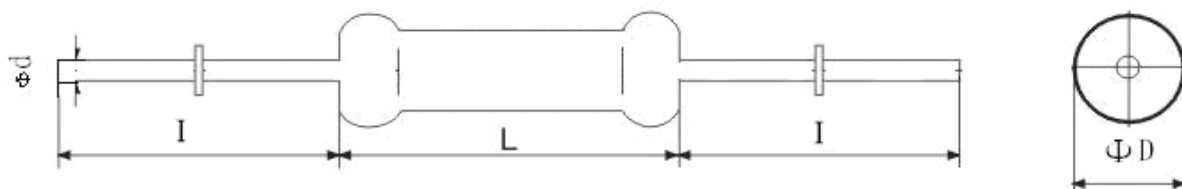
● MF/RJ METAL FILM CONSTRUCTION



MF/RJ 型金属膜电阻器

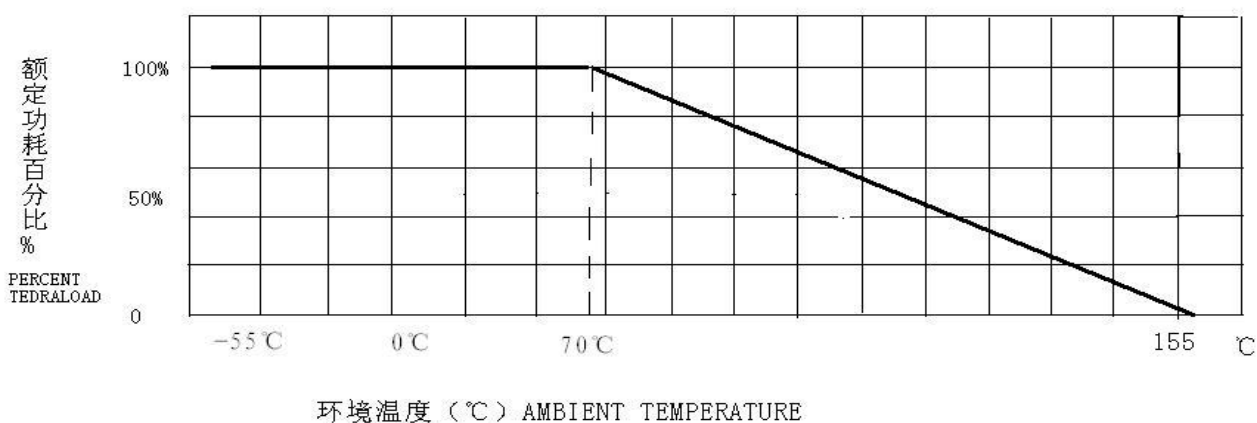
MF/RJ METAL FILM RESISTORS

● 外形尺寸 DIMENSIONS



型号 Type	电阻尺寸 mm (Resistor dimension Max)			
	$\Phi D \pm 0.5$	$L \pm 1.5$	$I \pm 2$	$\Phi d \pm 0.05$
MF-1/6W	2.1	3.8	28	0.40
MF-1/4W	2.5	6.5	28	0.45
MF-1/2W	3.5	9.5	25	0.55
MF-1W	4.5	11.5	25	0.65
MF-2W	5.0	16	27	0.65
MF-3W	6.5	18.5	35.5	0.75

● 降功耗曲线 RESISTORS POWER DERATING CURVE



MF/RJ 型金属膜电阻器

MF/RJ METAL FILM RESISTORS

● 主要技术指标 MAIN SPECIFICATION

型号 Type	70°C额定功率 Rated Power at70°C	阻值范围 Resistance Range	阻值允许偏差 Resistance tolerance	电阻温度系数 T.C.R (× 10 ⁻⁶ /°C)	元件极限电压 (直流或交流 有效值) Limit Voltage DcorAC Rffective value	绝缘电压 (直流或 交流峰 值) Insulation Voltage (DcorAC peakvalue)
MF-1/6W	1/6 W	1 Ω ~1M	±0.1% ±0.5% ±1%	±25PPM ±50PPM ±100PPM ±250 PPM	200 V	300 V
MF-1/4W	1/4 W	1 Ω ~1M			250V	350V
MF-1/2W	1/2 W	1 Ω ~1M			350 V	500 V
MF-1W	1 W	1 Ω ~1M			350 V	500 V
MF-2W	2 W	1 Ω ~1M			350 V	500 V
MF-3W	3 W	1 Ω ~1M			500 V	700 V

● 包装方法 PACKING:

功 率 POWER 型号 数量 TYPE Q' TY		MF-1/6W	MF-1/4W	MF-1/2W	MF-1W	MF-2W	MF-3W
		B (或P) 型散装 B (P) TYPE	单元包装数 (盒) CELL PACKING QTY	10000 PCS	10000 PCS	5000 PCS	3000 PCS
	整箱数 FULL BOX QTY	100000PCS	100000PCS	50000 PCS	30000 PCS	20000PCS	10000PCS
T 型 (编带) T BYTE	单元包装数 (盒) CELL PACKING QTY	5000 PCS	5000 PCS	2000 PCS	1000 PCS	1000PCS	500 PCS
	整箱数 FULL BOX QTY	50000 PCS	50000 PCS	20000 PCS	10000 PCS	10000 PCS	5000 PCS