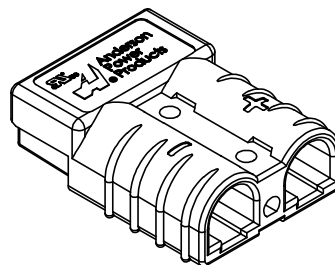
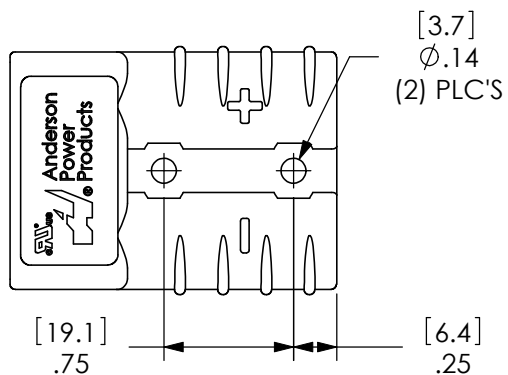


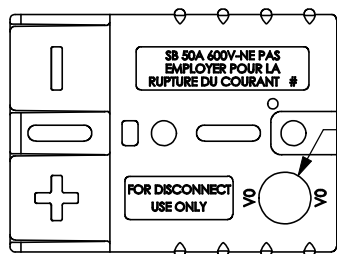
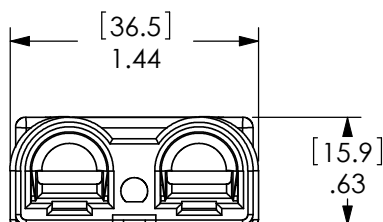
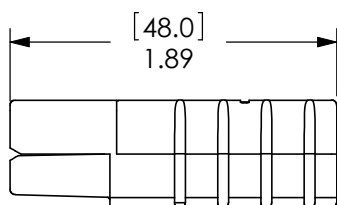
THE INFORMATION CONTAINED IN THIS DRAWING IS THE SOLE PROPERTY OF ANDERSON POWER PRODUCTS. ANY REPRODUCTION IN PART OR WHOLE WITHOUT THE WRITTEN PERMISSION OF ANDERSON POWER PRODUCTS IS PROHIBITED.

Copyright 2009

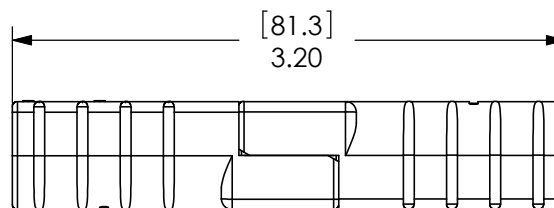
ANDERSON POWER PRODUCTS RESERVES THE RIGHT TO ALTER PRODUCT TYPES, THEIR TECHNICAL DATA, DIMENSION, STYLE AND ACCESSORIES WITHOUT PRIOR NOTIFICATION.



COLOR	P/N	MAT'L	TEXT
GRAY	992	PC	BLANK
	P992	PC/PBT	"P"
RED	992G1	PC	BLANK
	P992G1	PC/PBT	"P"
BLACK	992G2	PC	BLANK
	P992G2	PC/PBT	"P"
BLUE	992G4	PC	BLANK
	P992G4	PC/PBT	"P"
YELLOW	992G5	PC	BLANK
	P992G5	PC/PBT	"P"
GREEN	992G6	PC	BLANK
	P992G6	PC/PBT	"P"
ORANGE	992G7	PC	BLANK
	P992G7	PC/PBT	"P"



SEE TABLE FOR RAISED TEXT



MATED PAIR

NOTES:

1. SPRING/HOUSING ASSEMBLIES ARE UL RECOGNIZED PER FILE E26226, CSA CERTIFIED PER LR25154
2. HOUSINGS ARE KEYED TO ONLY ALLOW MATING WITH THE SAME COLOR HOUSING, EXCEPT FOR THE BLACK HOUSING, WHICH MATES WITH THE GRAY HOUSING AND OTHER CUSTOMER SPECIFIC CONNECTORS.
3. FOR ASSEMBLY INSTRUCTIONS, SEE DOCUMENT 1S1030A
4. HOUSING ASSEMBLIES ACCOMODATE ANDERSON CONTACTS FOR WIRE RANGES #16 AWG TO #6 AWG.

DIMENSIONS ARE IN:	INCH[MM]	APPROVALS	
UNLESS OTHERWISE STATED		DRAWN	CMS 3/18/99
TOLERANCES:		CHECKED	DJD 3/19/99
DECIMALS (INCH)	DECIMALS (MM)	ANGLES	MFG APP
.XX ±.02	.X ±.5	±2°	CHB 4/20/99
SURFACE FINISH:		QC APP	DJM 4/20/99
MACHINED	128 [3.2]	ENG APP	UFN 4/19/99
MOLDED	64 [1.6]	MATERIAL: SPRINGS - STAINLESS STEEL HOUSINGS - SEE TABLE	
FINISH:		CAD GENERATED DRAWING DO NOT MANUALLY UPDATE DO NOT SCALE	
3rd ANGLE PROJECTION		SIZE	A/A4

ANDERSON POWER PRODUCTS	
TITLE	
50A DUAL POLE SPRING & HOUSING	
SIZE	DWG NO.
A/A4	111923S1
SCALE	CADFILE
NONE	01000
REV.	SHEET
4	1 OF 1

REV.	DESCRIPTION	APPRV	DATE
4	ECRN 14661: "PC/PBT" WAS "PBT"	CMS	7/7/10
3	ECRN 14391: REDRAW, UPDATE BORDER, ADD TABLE	AMS	2/27/09

REVISIONS