

GKS 040

ICT-/FCT Test Probe

Grid:

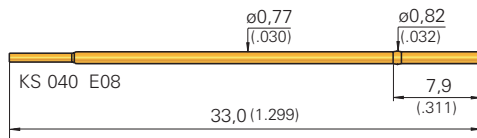

≥ 1,00 mm

≥ 40 Mil

Installation Height: 16,0 mm (.630) / variable

Recommended Stroke: 4,3 mm (.169)

Mounting and Functional Dimensions



Available Tip Styles

Material	Tip Style	Plating	Further Versions	
			∅	∅ (inch)
NEW 3 04		∅ 0,40 (.016)	A	
3 05		∅ 0,40 (.016)	A	
NEW 2 22		∅ 0,40 (.016)	A	
NEW 2 38		∅ 0,40 (.016)	A	
2 97		∅ 0,40 (.016)	A	

Available Tip Styles

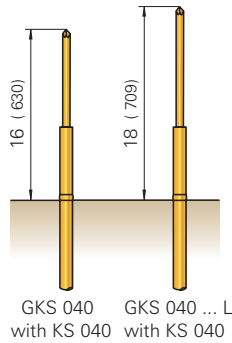
Special Version GKS-040...L

Material	Tip Style	Plating	Further Versions	
			∅	∅ (inch)
NEW 2 97		∅ 0,40 (.016)	A	

Total Length 37,9 mm (1.492), Special Designation "L"

Collar Height and Installations Height

To adjust the Installation Height, Receptacles with a Press-ring are used. The Receptacles can be inserted up to the Pressing (i.e. acting as a collar-stop) or with the Press-ring being pressed into the mounting hole.



Mechanical Data

Working Stroke: 4,3 mm (.169)
Maximum Stroke: 6,35 mm (.250)
Spring Force at Work. Stroke: 0,8 N (2.9oz)
Test Point Size: ≥ ∅ 0,60 mm (.024)
When using Guide Plate: ≥ ∅ 0,50 mm (.020)

Materials

Plunger: Steel or BeCu, gold-plated
Barrel: Bronze, gold-plated
Spring: Steel, gold-plated
Receptacle: Nickel-Silver, gold-plated

Elektrical Data

Current Rating: 2 A
R_i typical: < 20 mΩ

Mounting Hole Size

in CEM 1: ∅ 0,79-0,80 mm (.0311-.0315)
in FR 4: ∅ 0,79-0,80 mm (.0311-.0315)

Note:

The Receptacle KS-040 is available pre-wired with 1 m Wire AWG 30 (see Ordering Example)

Ordering Example

	Series	Tip Material 2 = Steel 3 = BeCu	Tip Style	Tip Diameter (1/100 mm)	Plating A = Gold	Spring Force (dN)	Collar Height (mm)	Special Designation
Test Probe with total Length 35,9 mm (1.413):	G K S	0 4 0	2 9 7	0 4 0	A	0 8	0 0	
Test Probe with total Length 37,9 mm (1.492):	G K S	0 4 0	2 9 7	0 4 0	A	0 8	0 0	L
Receptacles:	K S - 0 4 0 E 0 8		K S - 0 4 0 E 0 8 V - 3 0					