



CA45型片式固体电解质钽电容器

CA45 Series Solid Electrolyte Tantalum Chip Capacitor

产品简介:

本产品烧结阳极，树脂模塑固体电解质片式钽电容器，体积小、重量轻、可靠性高、性能优良。适用于通讯、计算机、摄像机、移动通讯等各种表面贴装电路。产品符合EIA-535BAAC标准，符合无铅化，对应RoHS法规。

主要性能:

温度范围: $-55^{\circ}\text{C} \sim 125^{\circ}\text{C}$ ($> 85^{\circ}\text{C}$ 时施加降额电压使用)

电容量允许偏差: $\pm 20\%$; $\pm 10\%$ (特殊订购)

室温漏电流: $10 \leq 0.01C_R U_R$ 或 $0.5 \mu\text{A}$ ($+25^{\circ}\text{C}$ 时; 取大者)

外形尺寸、额定电压、标称电容量: 见表1、2和图1

温度特性: 见表2



Brief Introduction:

CA45 Series sinter-anode, molded solid tantalum chip capacitor, featuring small size, high capacitance, high reliability and excellent operation performances, is used for telecommunications, computers, camcorder, SMT electric circuits and so on. CA45 Series meets the requirements of EIA Standard 535BAAC, RoHS Compliance & Lead Free Terminations.

Features:

- Operating temperature Range: $-55^{\circ}\text{C} \sim +125^{\circ}\text{C}$
 $> 85^{\circ}\text{C}$ with rated voltage derating.
- Capacitance tolerance: $\pm 20\%$; $\pm 10\%$ (for special order):
- DC leakage at 20°C : $I_0 \leq 0.01C_R U_R$ or $0.5 \mu\text{A}$ (Whichever is greater)
- Dimensions, rated voltage and nominal capacitance:
Please see Table 1 & 2 and Figure 1
- Temperature characteristics: See Table 2

外形尺寸 DIMENSIONS

表1 table1
单位 Unit: mm(inches)

壳号 Case Size	EIA代码 EIA Code	L	W	H	S	W1
A	3216-18	3.2 ± 0.2 (0.126 ± 0.008)	1.6 ± 0.2 (0.063 ± 0.008)	1.6 ± 0.2 (0.063 ± 0.008)	0.8 ± 0.3 (0.031 ± 0.012)	1.2 ± 0.2 (0.047 ± 0.008)
B	3528-21	3.5 ± 0.2 (0.138 ± 0.008)	2.8 ± 0.2 (0.110 ± 0.008)	1.9 ± 0.2 (0.075 ± 0.008)	0.8 ± 0.3 (0.031 ± 0.012)	2.2 ± 0.2 (0.087 ± 0.008)
C	6032-28	6.0 ± 0.3 (0.236 ± 0.012)	3.2 ± 0.3 (0.126 ± 0.012)	2.5 ± 0.3 (0.098 ± 0.012)	1.3 ± 0.3 (0.051 ± 0.012)	2.2 ± 0.2 (0.087 ± 0.008)
D	7343-31	7.3 ± 0.3 (0.287 ± 0.012)	4.3 ± 0.3 (0.169 ± 0.012)	2.8 ± 0.3 (0.110 ± 0.012)	1.3 ± 0.3 (0.051 ± 0.012)	2.4 ± 0.2 (0.094 ± 0.008)
E	7343-43	7.3 ± 0.3 (0.287 ± 0.012)	4.3 ± 0.3 (0.169 ± 0.012)	4.0 ± 0.3 (0.157 ± 0.012)	1.3 ± 0.3 (0.051 ± 0.012)	2.4 ± 0.2 (0.094 ± 0.008)
V	7360-39	7.3 ± 0.3 (0.287 ± 0.012)	6.0 ± 0.3 (0.236 ± 0.012)	3.6 ± 0.3 (0.142 ± 0.012)	1.4 ± 0.3 (0.056 ± 0.012)	3.1 ± 0.2 (0.120 ± 0.008)

电容器外形:

OUTLINE DRAWINGS:

图1 Figure 1

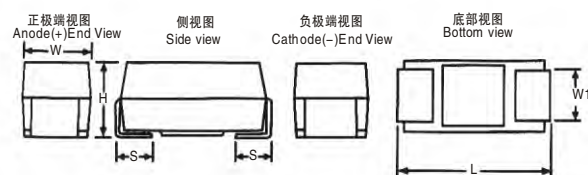


表2 Table2: 电容器的高低温度特性 Temperature Characteristics

标称电容量 Capacitance C_R (μF)	电容量变化 (%) Cap. Change			损耗角正切 $\text{tg } \delta_0$ 最大值 (%) DF Max.				漏电流最大值 (μA) DCL Max.	
	-55°C	$+85^{\circ}\text{C}$	$+125^{\circ}\text{C}$	-55°C	$+25^{\circ}\text{C}$	$+85^{\circ}\text{C}$	$+125^{\circ}\text{C}$	$+85^{\circ}\text{C}$	$+125^{\circ}\text{C}$
≤ 1.0	± 10	± 10	± 12	6	4	6	6	$10I_0$	$12I_0$
1.5 ~ 68				10	6	10	10		
100 ~ 470				12	8	12	12		

* 电容量、损耗角正切测试条件: Capacitance and DF measured at: $U_1 = 2.2^0_{-0.1} V$, $U_2 = 1.0^0_{-0.1} V$ (有效值 RMS); 测量频率 frequency: 120Hz.

* 漏电流应在施加额定电压5分钟后测量, $+125^{\circ}\text{C}$ 时应施加降额电压。DCL is measured at rated voltage after 5 minutes, voltage derating is applied at $+125^{\circ}\text{C}$

注: 以上所提供的性能参数仅供参考作用, 任何修改不作预先通知。如果在使用上有疑问, 请在采购前与我们联系, 以便提供技术上的协助。

Note: The data contained in this brochure is only for your reference, any change or modification is made without previous notification. If any question in application, please feel free to contact us prior to purchase so that we provide further technical assistance.



CA45型片式固体电解质钽电容器

CA45 Series Solid Electrolyte Tantalum Chip Capacitor

CA45系列编码体系: CA45 Series Numbering System:

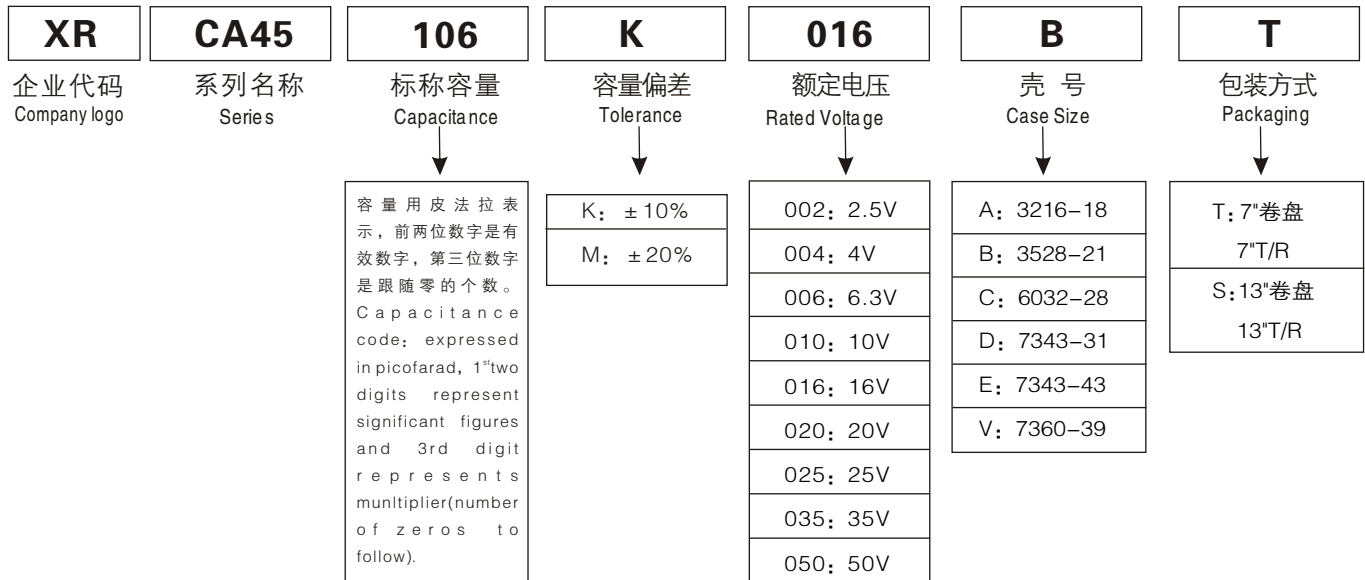


表3: CA45系列标称容量、额定电压、壳号对照表 Table3: CA45 Series Case Size by Capacitance and Voltage

额定电压 U_r (V) Rated Voltage	2.5(e)	4(G)	6.3(J)	10(A)	16(C)	20(D)	25(E)	35(V)	50(T)
降额电压 U_c (V) Voltage Derating	1.7	2.7	4	7	10	15	17	23	33
浪涌电压 U_s (V) Surge Voltage	3.2	5	8	13	20	26	32	46	65
标称电容量 Nominal Capacitance C_r (μF)	容量代码 Code	壳号代号Case Size							
0.1	104							A	A
0.15	154							A	A/B
0.22	224							A	A/B
0.33	334						A	A	A/B
0.47	474						A	A/B	A/B/C
0.68	684						A	A/B	A/B/C
1.0	105				A	A	A/B	A/B	B/C
1.5	155			A	A	A/B	A/B	A/B/C	C/D
2.2	225		A	A/B	A/B	A/B	A/B/C	B/C	C/D
3.3	335	A	A	A/B	A/B	A/B/C	A/B/C	B/C	C/D
4.7	475	A	A	A/B	A/B	A/B/C	A/B/C	C/D	C/D/E
6.8	685	A	A/B	A/B	A/B/C	A/B/C	B/C/D	C/D	D/E
10	106	A/B	A/B	A/B/C	A/B/C	B/C/D	B/C/D	C/D/E	D/E/V
15	156	A/B	A/B/C	A/B/C	A ^(M) /B/C	B ^(M) /C/D	C/D	D/E	E/V
22	226	A/B/C	A/B/C	A/B/C	B/C/D	C/D	C/D	D/E	
33	336	A	A/B/C	A/B/C	A ^(M) /B/C/D	B ^(M) /C/D	C/D	D/E	E
47	476	A	A/B/C	A/B/C/D	B/C/D	C/D	D/E	D/E	E/V
68	686	A	A/B/C/D	B/C/D	B ^(M) /C/D	C/D	D/E	E	
100	107	B	B/C/D	B/C/D	C/D	C/D/E	D/E	E	
150	157	B	B/C/D	B ^(M) /C/D/E	C/D/E	D/E	E/V		
220	227	B/C	B/C/D	C/D/E	D/E	E			
330	337	B ^(M) /C/D	C/D/E	C/D/E	D/E	E/V			
470	477	C/D	C/D/E	D/E/V	E/V				
680	687	D/E	D/E/V	D/E/V					
1000	108	D/E	V						

※ 蓝色代表处于研发阶段的规格 Blue represents developmental ratings

※ ^(M)代表仅提供M级容量偏差 ^(M)represents only M tolerance available

注: 以上所提供的性能参数仅供参考作用, 任何修改不作预先通知。如果在使用上有疑问, 请在采购前与我们联系, 以便提供技术上的协助。

Note: The data contained in this brochure is only for your reference, any change or modification is made without previous notification. If any question in application, please feel free to contact us prior to purchase so that we provide further technical assistance.



CA45型片式固体电解质钽电容器

CA45 Series Solid Electrolyte Tantalum Chip Capacitor

表4: CA45系列特性一览表 Table4:CA45 Series Characteristics table

额定电压 U _r (V)	标称 电容量 C _r (μF)	壳号 Case Size	漏电流 DCL (μA) Max.	损耗角 正切 tg δ _o (%) Max.	ESR值 (Ω)Max. 100kHz	星日代码 XingRi Part Number
2.5V 85°C (1.7V 125°C)						
2.5	33	A	0.8	8	3	XRCA45336*002A#
2.5	47	A	1.2	8	3	XRCA45476*002A#
2.5	68	A	1.7	10	1.5	XRCA45686*002A#
2.5	100	B	2.5	12	1.4	XRCA45107*002B#
2.5	150	B	3.8	16	1.6	XRCA45157*002B#
2.5	220	B	5.5	20	1.6	XRCA45227*002B#
2.5	220	C	5.5	8	0.9	XRCA45227*002C#
2.5	330	B	8.3	10	1.6	XRCA45337*002B#
2.5	330	C	8.3	10	0.9	XRCA45337*002C#
2.5	330	D	8.3	10	0.9	XRCA45337*002D#
2.5	470	C	11.8	16	0.9	XRCA45477*002C#
2.5	470	D	11.8	8	0.9	XRCA45477*002D#
2.5	680	D	17	16	0.9	XRCA45687*002D#
2.5	680	E	17	10	0.5	XRCA45687*002E#
2.5	1000	D	25	16	0.5	XRCA45108*002D#
2.5	1000	E	25	14	0.5	XRCA45108*002E#
4 volt 85°C (2.5 volt 125°C)						
4	3.3	A	0.5	6	8	XRCA45335*004A#
4	4.7	A	0.5	6	8	XRCA45475*004A#
4	6.8	A	0.5	6	6	XRCA45685*004A#
4	10	A	0.5	6	6	XRCA45106*004A#
4	10	B	0.5	6	3.5	XRCA45106*004B#
4	15	A	0.6	6	4	XRCA45156*004A#
4	15	B	0.6	6	3.5	XRCA45156*004B#
4	22	A	0.9	6	4	XRCA45226*004A#
4	22	B	0.9	6	3.5	XRCA45226*004B#
4	22	C	0.9	6	1.8	XRCA45226*004C#
4	33	A	1.3	6	4	XRCA45336*004A#
4	33	B	1.3	6	3.5	XRCA45336*004B#
4	33	C	1.3	6	1.8	XRCA45336*004C#
4	47	A	1.9	8	3	XRCA45476*004A#
4	47	B	1.9	6	2.5	XRCA45476*004B#
4	47	C	1.9	6	1.8	XRCA45476*004C#
4	68	A	2.7	12	3	XRCA45686*004A#
4	68	B	2.7	6	1.8	XRCA45686*004B#
4	68	C	2.7	6	1.6	XRCA45686*004C#
4	68	D	2.7	6	0.8	XRCA45686*004D#
4	100	B	4	8	1.8	XRCA45107*004B#
4	100	C	4	30	1.2	XRCA45107*004C#
4	100	D	4	8	0.9	XRCA45107*004D#
4	150	B	6	10	1.5	XRCA45157*004B#
4	150	C	6	6	1.2	XRCA45157*004C#
4	150	D	6	6	1.2	XRCA45157*004D#
4 volt 85°C (2.5 volt 125°C)						
4	220	B	8.8	12	1.1	XRCA45227*004B#
4	220	C	8.8	8	1.2	XRCA45227*004C#
4	220	D	8.8	8	0.9	XRCA45227*004D#
4	330	C	13.2	10	0.9	XRCA45337*004C#
4	330	D	13.2	8	0.9	XRCA45337*004D#
4	330	E	13.2	8	0.9	XRCA45337*004E#
4	470	C	18.8	14	0.9	XRCA45477*004C#
4	470	D	18.8	8	0.9	XRCA45477*004D#
4	470	E	18.8	8	0.5	XRCA45477*004E#
4	680	D	27.2	14	0.5	XRCA45687*004D#
4	680	E	27.2	14	0.5	XRCA45687*004E#
4	680	V	27.2	14	0.4	XRCA45687*004V#
4	1000	V	40	14	0.4	XRCA45108*004V#
6.3 volt 85°C(4 volt 125°C)						
6.3	2.2	A	0.5	6	8	XRCA45225*006A#
6.3	3.3	A	0.5	6	8	XRCA45335*006A#
6.3	4.7	A	0.5	6	6	XRCA45475*006A#
6.3	6.8	A	0.5	6	6	XRCA45685*006A#
6.3	6.8	B	0.5	6	3.5	XRCA45685*006B#
6.3	10	A	0.6	6	4	XRCA45106*006A#
6.3	10	B	0.6	6	3.5	XRCA45106*006B#
6.3	15	A	0.9	6	3.5	XRCA45156*006A#
6.3	15	B	0.9	6	3.5	XRCA45156*006B#
6.3	15	C	0.9	6	1.8	XRCA45156*006C#
6.3	22	A	1.4	6	4	XRCA45226*006A#
6.3	22	B	1.4	6	3.5	XRCA45226*006B#
6.3	22	C	1.4	6	1.8	XRCA45226*006C#
6.3	33	A	2.1	12	2.5	XRCA45336*006A#
6.3	33	B	2.1	6	2.5	XRCA45336*006B#
6.3	33	C	2.1	6	1.8	XRCA45336*006C#
6.3	47	A	3	12	3.5	XRCA45476*006A#
6.3	47	B	3	6	2	XRCA45476*006B#
6.3	47	C	3	6	1.6	XRCA45476*006C#
6.3	47	D	3	6	0.8	XRCA45476*006D#
6.3	68	B	4.3	8	0.9	XRCA45686*006B#
6.3	68	C	4.3	6	1.2	XRCA45686*006C#
6.3	68	D	4.3	6	0.8	XRCA45686*006D#
6.3	100	B	6.3	15	3	XRCA45107*006B#
6.3	100	C	6.3	8	0.9	XRCA45107*006C#
6.3	100	D	6.3	8	0.8	XRCA45107*006D#
6.3	150	B	9.5	12	1.2	XRCA45157M006B#
6.3	150	C	9.5	8	1.2	XRCA45157*006C#
6.3	150	D	9.5	8	0.9	XRCA45157*006D#

※ 所有技术数据以25°C条件为准。All technical data relates to an ambient temperature of +25°C.
 ※ 电容量、损耗角正切测试条件Capacitance and DF measured at: U_r=2.2₀~5V, U₋=1.0₀~1.0V (有效值 RMS); 测量频率 frequency: 120Hz.
 ※ 漏电流应在施加额定电压5分钟后测量, +125°C时应施加降额电压。DCL is measured at rated voltage after 5 minutes, and voltage derating is applied at +125°C
 ※ *代表容量偏差 represents tolerance K: ±10%, M: ±20%。#代表包装方式 represents packaging T:7T/R ,S:13T/R。
 ※ 星日电子在保证相同壳号和相同可靠性标准的前提下有权提供额定电压更高或容量偏差更小的规格。
 XingRi reserves the right to supply a higher voltage rating or tighter tolerance part in the same case size, to the same reliability standards.

注: 以上所提供的性能参数仅供参考作用, 任何修改不作预先通知。如果在使用上有疑问, 请在采购前与我们联系, 以便提供技术上的协助。
 Note: The data contained in this brochure is only for your reference, any change or modification is made without previous notification. If any question in application, please feel free to contact us prior to purchase so that we provide further technical assistance.



CA45型片式固体电解质钽电容器

CA45 Series Solid Electrolyte Tantalum Chip Capacitor

表4: CA45系列特性一览表 Table4:CA45 Series Characteristics table

额定电压 U _r (V)	标称 电容量 C _r (μF)	壳号 Case Size	漏电流 DCL (μA) Max.	损耗角 正切 tg δ _o (%) Max.	ESR值 (Ω)Max. 100kHz	星日代码 XingRi Part Number
6.3 volt 85°C(4 volt 125°C)						
6.3	150	E	9.5	8	0.5	XRCA45157*006E#
6.3	220	C	13.9	10	1.2	XRCA45227*006C#
6.3	220	D	13.9	8	0.9	XRCA45227*006D#
6.3	220	E	13.9	8	0.9	XRCA45227*006E#
6.3	330	C	20.8	12	0.5	XRCA45337*006C#
6.3	330	D	20.8	8	0.9	XRCA45337*006D#
6.3	330	E	20.8	8	0.9	XRCA45337*006E#
6.3	470	D	29.6	12	0.4	XRCA45477*006D#
6.3	470	E	29.6	10	0.4	XRCA45477*006E#
6.3	470	V	29.6	10	0.4	XRCA45477*006V#
6.3	680	D	42.8	10	0.5	XRCA45687*006D#
6.3	680	E	42.8	10	0.5	XRCA45687*006E#
6.3	680	V	42.8	10	0.5	XRCA45687*006V#
10 volt 85°C(6.3 volt 125°C)						
10	1.5	A	0.5	6	8	XRCA45155*010A#
10	2.2	A	0.5	6	8	XRCA45225*010A#
10	2.2	B	0.5	6	3.5	XRCA45225*010B#
10	3.3	A	0.5	6	6	XRCA45335*010A#
10	3.3	B	0.5	6	5	XRCA45335*010B#
10	4.7	A	0.5	6	5	XRCA45475*010A#
10	4.7	B	0.5	6	3.5	XRCA45475*010B#
10	6.8	A	0.7	6	4	XRCA45685*010A#
10	6.8	B	0.7	6	3.5	XRCA45685*010B#
10	10	A	1	6	4	XRCA45106*010A#
10	10	B	1	6	3.5	XRCA45106*010B#
10	10	C	1	6	1.8	XRCA45106*010C#
10	15	A	1.5	8	6	XRCA45156*010A#
10	15	B	1.5	6	2.8	XRCA45156*010B#
10	15	C	1.5	6	1.8	XRCA45156*010C#
10	22	A	2.2	10	6	XRCA45226*010A#
10	22	B	2.2	6	2.4	XRCA45226*010B#
10	22	C	2.2	6	1.8	XRCA45226*010C#
10	33	A	3.3	15	6	XRCA45336*010A#
10	33	B	3.3	6	1.8	XRCA45336*010B#
10	33	C	3.3	6	1.6	XRCA45336*010C#
10	33	D	3.3	6	0.8	XRCA45336*010D#
10	47	B	4.7	8	1	XRCA45476*010B#
10	47	C	4.7	6	1.2	XRCA45476*010C#
10	47	D	4.7	6	0.8	XRCA45476*010D#
10	68	B	6.8	10	3	XRCA45686*010B#
10	68	C	6.8	6	1.2	XRCA45686*010C#
10	68	D	6.8	6	0.8	XRCA45686*010D#
10	100	C	10	8	1.2	XRCA45107*010C#
10 volt 85°C (6.3 volt 125°C)						
10	100	D	10	6	0.9	XRCA45107*010D#
10	150	C	15	10	0.9	XRCA45157*010C#
10	150	D	15	8	0.9	XRCA45157*010D#
10	150	E	15	8	0.9	XRCA45157*010E#
10	220	D	22	8	0.5	XRCA45227*010D#
10	220	E	22	8	0.5	XRCA45227*010E#
10	330	D	33	10	0.5	XRCA45337*010D#
10	330	E	33	10	0.5	XRCA45337*010E#
10	470	E	47	10	0.5	XRCA45477*010E#
10	470	V	47	10	0.5	XRCA45477*010V#
16 volt 85°C (10 volt 125°C)						
16	1	A	0.5	4	11	XRCA45105*016A#
16	1.5	A	0.5	6	8	XRCA45155*016A#
16	2.2	A	0.5	6	6	XRCA45225*016A#
16	2.2	B	0.5	6	4.6	XRCA45225*016B#
16	3.3	A	0.5	6	5	XRCA45335*016A#
16	3.3	B	0.5	6	3.5	XRCA45335*016B#
16	4.7	A	0.8	6	4	XRCA45475*016A#
16	4.7	B	0.8	6	3.5	XRCA45475*016B#
16	6.8	A	1.1	6	3.5	XRCA45685*016A#
16	6.8	B	1.1	6	2.5	XRCA45685*016B#
16	6.8	C	1.1	6	1.9	XRCA45685*016C#
16	10	A	1.6	8	7	XRCA45106*016A#
16	10	B	1.6	6	2.8	XRCA45106*016B#
16	10	C	1.6	6	2	XRCA45106*016C#
16	15	A	2.4	8	3.5	XRCA45156M016A#
16	15	B	2.4	6	2.5	XRCA45156*016B#
16	15	C	2.4	6	1.8	XRCA45156*016C#
16	22	B	3.5	6	2.2	XRCA45226*016B#
16	22	C	3.5	6	1.6	XRCA45226*016C#
16	22	D	3.5	6	1.1	XRCA45226*016D#
16	33	B	5.3	8	2.1	XRCA45336*016B#
16	33	C	5.3	6	1.5	XRCA45336*016C#
16	33	D	5.3	6	0.9	XRCA45336*016D#
16	47	C	7.5	6	1.4	XRCA45476*016C#
16	47	D	7.5	6	0.9	XRCA45476*016D#
16	68	C	10.9	8	1.3	XRCA45686*016C#
16	68	D	10.9	6	0.9	XRCA45686*016D#
16	100	C	16	6	1.2	XRCA45107*016C#
16	100	D	16	8	0.9	XRCA45107*016D#
16	100	E	16	8	0.9	XRCA45107*016E#
16	150	D	24	12	0.9	XRCA45157*016D#
16	150	E	24	8	0.5	XRCA45157*016E#

※ 所有技术数据以25°C条件为准。All technical data relates to an ambient temperature of +25°C.
 ※ 电容量、损耗角正切测试条件Capacitance and DF measured at: U₊=2.2₀ V, U₋=1.0₀ V (有效值 RMS) ; 测量频率 frequency: 120Hz.
 ※ 漏电流应在施加额定电压5分钟后测量, +125°C时应施加降额电压。DCL is measured at rated voltage after 5 minutes, and voltage derating is applied at +125°C
 ※ *代表容量偏差 represents tolerance K: ±10%, M: ±20%。#代表包装方式 represents packaging T:7T/R ,S:13T/R。
 ※ 星日电子在保证相同壳号和相同可靠性标准的前提下有权提供额定电压更高或容量偏差更小的规格。
 XingRi reserves the right to supply a higher voltage rating or tighter tolerance part in the same case size, to the same reliability standards.

注: 以上所提供的性能参数仅供参考作用, 任何修改不作预先通知。如果在使用上有疑问, 请在采购前与我们联系, 以便提供技术上的协助。
 Note: The data contained in this brochure is only for your reference, any change or modification is made without previous notification. If any question in application, please feel free to contact us prior to purchase so that we provide further technical assistance.



CA45型片式固体电解质钽电容器

CA45 Series Solid Electrolyte Tantalum Chip Capacitor

表4: CA45系列特性一览表 Table4:CA45 Series Characteristics table

额定电压 U _R (V)	标称 电容量 C _R (μF)	壳号 Case Size	漏电流 DCL (μA) Max.	损耗角 正切 tg δ _o (%) Max.	ESR值 (Ω)Max. 100kHz	星日代码 XingRi Part Number
16 volt 85°C(10 volt 125°C)						
16	220	E	35.2	10	0.5	XRCA45227*016E#
16	330	E	52.8	10	0.5	XRCA45337*016E#
16	330	V	52.8	10	0.5	XRCA45337*016V#
20 volt 85°C(13 volt 125°C)						
20	0.68	A	0.5	4	12	XRCA45684*020A#
20	1	A	0.5	4	9	XRCA45105*020A#
20	1.5	A	0.5	6	6.5	XRCA45155*020A#
20	1.5	B	0.5	4	5	XRCA45155*020B#
20	2.2	A	0.5	6	7	XRCA45225*020A#
20	2.2	B	0.5	6	3.5	XRCA45225*020B#
20	3.3	A	0.7	6	4.5	XRCA45335*020A#
20	3.3	B	0.7	6	3	XRCA45335*020B#
20	3.3	C	0.7	6	2.5	XRCA45335*020C#
20	4.7	A	0.9	6	4	XRCA45475*020A#
20	4.7	B	0.9	6	3	XRCA45475*020B#
20	4.7	C	0.9	6	2.4	XRCA45475*020C#
20	6.8	A	1.4	8	6	XRCA45685*020A#
20	6.8	B	1.4	6	2.5	XRCA45685*020B#
20	6.8	C	1.4	6	2	XRCA45685*020C#
20	10	B	2	6	2.1	XRCA45106*020B#
20	10	C	2	6	1.8	XRCA45106*020C#
20	10	D	2	6	1.3	XRCA45106*020D#
20	15	B	3	6	2	XRCA45156*020B#
20	15	C	3	6	1.7	XRCA45156*020C#
20	15	D	3	6	1	XRCA45156*020D#
20	22	C	4.4	6	1.6	XRCA45226*020C#
20	22	D	4.4	6	0.9	XRCA45226*020D#
20	33	C	6.6	6	1.5	XRCA45336*020C#
20	33	D	6.6	6	0.9	XRCA45336*020D#
20	47	D	9.4	6	0.9	XRCA45476*020D#
20	47	E	9.4	6	0.9	XRCA45476*020E#
20	68	D	13.6	8	0.9	XRCA45686*020D#
20	68	E	13.6	6	0.9	XRCA45686*020E#
20	100	D	20	8	0.9	XRCA45107*020D#
20	100	E	20	8	0.5	XRCA45107*020E#
20	150	E	30	10	0.5	XRCA45157*020E#
20	150	V	30	10	0.5	XRCA45157*020V#
25 volt 85°C(16 volt 125°C)						
25	0.33	A	0.5	4	15	XRCA45334*025A#
25	0.47	A	0.5	4	14	XRCA45474*025A#
25	0.68	A	0.5	4	10	XRCA45684*025A#
25	1	A	0.5	4	8	XRCA45105*025A#
25	1	B	0.5	4	5	XRCA45105*025B#
25 volt 85°C (16 volt 125°C)						
25	1.5	A	0.5	6	7.5	XRCA45155*025A#
25	1.5	B	0.5	6	5	XRCA45155*025B#
25	2.2	A	0.6	6	7	XRCA45225*025A#
25	2.2	B	0.6	6	4.5	XRCA45225*025B#
25	2.2	C	0.6	6	3.5	XRCA45225*025C#
25	3.3	A	0.8	6	4.5	XRCA45335*025A#
25	3.3	B	0.8	6	3.5	XRCA45335*025B#
25	3.3	C	0.8	6	2.5	XRCA45335*025C#
25	4.7	A	1.2	8	6	XRCA45475*025A#
25	4.7	B	1.2	6	2.8	XRCA45475*025B#
25	4.7	C	1.2	6	2.4	XRCA45475*025C#
25	6.8	B	1.7	8	2.8	XRCA45685*025B#
25	6.8	C	1.7	6	2	XRCA45685*025C#
25	6.8	D	1.7	6	1.4	XRCA45685*025D#
25	10	B	2.5	6	3	XRCA45106*025B#
25	10	C	2.5	6	1.8	XRCA45106*025C#
25	10	D	2.5	6	1.2	XRCA45106*025D#
25	15	C	3.8	6	1.6	XRCA45156*025C#
25	15	D	3.8	6	1	XRCA45156*025D#
25	22	C	5.5	6	1.4	XRCA45226*025C#
25	22	D	5.5	6	0.9	XRCA45226*025D#
25	33	D	8.3	6	0.9	XRCA45336*025D#
25	33	E	8.3	6	0.9	XRCA45336*025E#
25	47	D	11.8	6	0.9	XRCA45476*025D#
25	47	E	11.8	6	0.9	XRCA45476*025E#
25	68	E	17	6	0.9	XRCA45686*025E#
25	100	E	25	8	0.5	XRCA45107*025E#
35 volt 85°C (23 volt 125°C)						
35	0.1	A	0.5	4	24	XRCA45104*035A#
35	0.15	A	0.5	4	21	XRCA45154*035A#
35	0.22	A	0.5	4	18	XRCA45224*035A#
35	0.33	A	0.5	4	15	XRCA45334*035A#
35	0.47	A	0.5	4	12	XRCA45474*035A#
35	0.47	B	0.5	4	10	XRCA45474*035B#
35	0.68	A	0.5	4	8	XRCA45684*035A#
35	0.68	B	0.5	4	8	XRCA45684*035B#
35	1	A	0.5	4	7.5	XRCA45105*035A#
35	1	B	0.5	4	6.5	XRCA45105*035B#
35	1.5	A	0.5	6	7.5	XRCA45155*035A#
35	1.5	B	0.5	6	5.2	XRCA45155*035B#
35	1.5	C	0.5	6	4.5	XRCA45155*035C#
35	2.2	B	0.8	6	4.2	XRCA45225*035B#
35	2.2	C	0.8	6	3.5	XRCA45225*035C#

※ 所有技术数据以25°C条件为准。All technical data relates to an ambient temperature of +25°C.
 ※ 电容量、损耗角正切测试条件Capacitance and DF measured at: U_R=2.2⁰ V, U_L=1.0⁰ V(有效值 RMS); 测量频率 frequency: 120Hz.
 ※ 漏电流应在施加额定电压5分钟后测量, +125°C时应施加降额电压。DCL is measured at rated voltage after 5 minutes, and voltage derating is applied at +125°C
 ※ *代表容量偏差 represents tolerance K: ±10%, M: ±20%。#代表包装方式 represents packaging T:7T/R ,S:13T/R。
 ※ 星日电子在保证相同壳号和相同可靠性标准的前提下有权提供额定电压更高或容量偏差更小的规格。
 XingRi reserves the right to supply a higher voltage rating or tighter tolerance part in the same case size, to the same reliability standards.

注: 以上所提供的性能参数仅供参考作用, 任何修改不作预先通知。如果在使用上有疑问, 请在采购前与我们联系, 以便提供技术上的协助。
 Note: The data contained in this brochure is only for your reference, any change or modification is made without previous notification. If any question in application, please feel free to contact us prior to purchase so that we provide further technical assistance.



CA45型片式固体电解质钽电容器

CA45 Series Solid Electrolyte Tantalum Chip Capacitor

表4: CA45系列特性一览表 Table4:CA45 Series Characteristics table

额定电压 U _R (V)	标称 电容量 C _R (μF)	壳号 Case Size	漏电流 DCL (μA) Max.	损耗角 正切 tg δ _o (%) Max.	ESR值 (Ω)Max. 100kHz	星日代码 XingRi Part Number
35 volt 85°C(23 volt 125°C)						
35	3.3	B	1.2	6	3.5	XRCA45335*035B#
35	3.3	C	1.2	6	2.5	XRCA45335*035C#
35	4.7	C	1.6	6	2.2	XRCA45475*035C#
35	4.7	D	1.6	6	1.5	XRCA45475*035D#
35	6.8	C	2.4	6	1.8	XRCA45685*035C#
35	6.8	D	2.4	6	1.3	XRCA45685*035D#
35	10	C	3.5	6	1.6	XRCA45106*035C#
35	10	D	3.5	6	1	XRCA45106*035D#
35	10	E	3.5	6	0.9	XRCA45106*035E#
35	15	D	5.3	6	0.9	XRCA45156*035D#
35	15	E	5.3	6	0.8	XRCA45156*035E#
35	22	D	7.7	6	0.9	XRCA45226*035D#
35	22	E	7.7	6	0.7	XRCA45226*035E#
35	33	E	11.6	6	0.6	XRCA45336*035E#
35	47	E	16.5	6	0.6	XRCA45476*035E#
35	47	V	16.5	6	0.6	XRCA45476*035V#
35 volt 85°C(23 volt 125°C)						
50	0.1	A	0.5	4	22	XRCA45104*050A#
50	0.15	A	0.5	4	15	XRCA45154*050A#
50	0.15	B	0.5	4	16	XRCA45154*050B#
50	0.22	A	0.5	4	18	XRCA45224*050A#
50	0.22	B	0.5	4	14	XRCA45224*050B#
50	0.33	A	0.5	4	12	XRCA45334*050A#
50	0.33	B	0.5	4	12	XRCA45334*050B#

额定电压 U _R (V)	标称 电容量 C _R (μF)	壳号 Case Size	漏电流 DCL (μA) Max.	损耗角 正切 tg δ _o (%) Max.	ESR值 (Ω)Max. 100kHz	星日代码 XingRi Part Number
25 volt 85°C (16 volt 125°C)						
50	0.47	A	0.5	4	9.5	XRCA45474*050A#
50	0.47	B	0.5	4	9.5	XRCA45474*050B#
50	0.47	C	0.5	4	8	XRCA45474*050C#
50	0.68	A	0.5	4	8	XRCA45684*050A#
50	0.68	B	0.5	4	8	XRCA45684*050B#
50	0.68	C	0.5	4	7	XRCA45684*050C#
50	1	B	0.5	4	7	XRCA45105*050B#
50	1	C	0.5	4	5.5	XRCA45105*050C#
50	1.5	C	0.8	6	4.5	XRCA45155*050C#
50	1.5	D	0.8	6	4	XRCA45155*050D#
50	2.2	C	1.1	6	3	XRCA45225*050C#
50	2.2	D	1.1	6	2.5	XRCA45225*050D#
50	3.3	C	1.7	6	2.5	XRCA45335*050C#
50	3.3	D	1.7	6	2	XRCA45335*050D#
50	4.7	C	2.4	4	1.4	XRCA45475*050C#
50	4.7	D	2.4	6	1.4	XRCA45475*050D#
50	4.7	E	2.4	6	1	XRCA45475*050E#
50	6.8	D	3.4	6	1	XRCA45685*050D#
50	6.8	E	3.4	6	1	XRCA45685*050E#
50	10	D	5	6	0.8	XRCA45106*050D#
50	10	E	5	6	0.7	XRCA45106*050E#
50	10	V	5	6	0.7	XRCA45106*050V#
50	15	E	7.5	6	0.7	XRCA45156*050E#
50	15	V	7.5	6	0.7	XRCA45156*050V#

※ 所有技术数据以25°C条件为准。All technical data relates to an ambient temperature of +25°C.
 ※ 电容量、损耗角正切测试条件Capacitance and DF measured at: U₁=2.2⁰_{-0.5}V, U₂=1.0⁰_{-1.0}V (有效值 RMS) ; 测量频率 frequency: 120Hz.
 ※ 漏电流应在施加额定电压5分钟后测量, +125°C时应施加降额电压。DCL is measured at rated voltage after 5 minutes, and voltage derating is applied at +125°C
 ※ *代表容量偏差 represents tolerance K: ±10%, M: ±20%。#代表包装方式 represents packaging T:7*T/R ,S:13*T/R。
 ※ 星日电子在保证相同壳号和相同可靠性标准的前提下有权提供额定电压更高或容量偏差更小的规格。
 XingRi reserves the right to supply a higher voltage rating or tighter tolerance part in the same case size, to the same reliability standards.



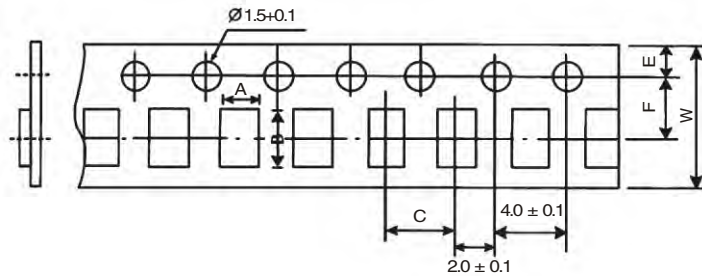
CA45型片式固体电解质钽电容器

CA45 Series Solid Electrolyte Tantalum Chip Capacitor

编带包装卷盘尺寸

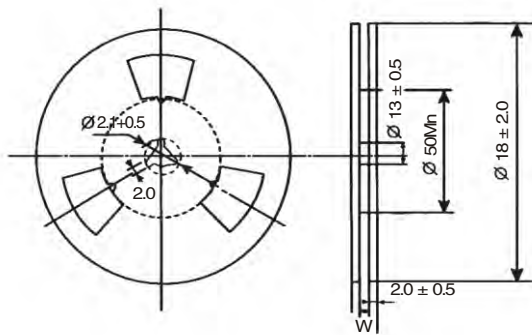
Tape and Reel Dimensions

单位: mm
Unit:mm



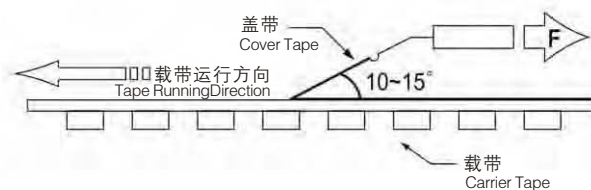
壳号 Case size	A ± 0.2	B ± 0.2	C ± 0.1	E ± 0.1	F ± 0.1	W ± 0.3
A	1.9	3.5	4.0	1.75	3.5	8.0
B	3.1	3.8	4.0	1.75	3.5	8.0
C	3.6	6.4	8.0	1.75	5.5	12.0
D	4.6	7.6	8.0	1.75	5.5	12.0
E	4.6	7.6	8.0	1.75	5.5	12.0
V	6.5	7.6	8.0	1.75	5.5	12.0

壳号 Case size	W		标准收容数量 Qty. per reel
A	+1.50	8.4 -0.00	7" 2000, 13" 9000
B	+1.50	8.4 -0.00	7" 2000, 13" 9000
C	+2.00	12.4 -0.00	7" 500, 13" 3000
D	+2.00	12.4 -0.00	7" 500, 13" 2500
E	+2.00	12.4 -0.00	7" 500, 13" 2500
V	+2.00	12.4 -0.00	7" 400, 13" 1500



剥离强度测试: The tension of removing cover tape

剥离强度范围 The tension range: F = 30 ± 15g



标志说明

Capacitor markings

B、C、D、E、V壳号采用直标法，A壳号采用代码标注：
Note: Direct designation is used for case sizes B, C, D, E, V while code designation is used for case size A.

额定电压代号(Rated Voltage Code)

额定电压 (V) Rated Voltage	2.5	4	6.3	10	16	20	25	35	50
电压代号 Voltage Code	e	G	J	A	C	D	E	V	H

标称容量代号(Capacitance Code)

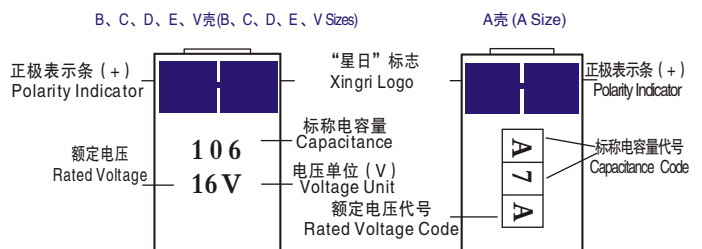
标称容量(UF) Capacitance	1	1.5	2.2	3.3	4.7	6.8
容量代号 Capacitance Code	A	E	J	N	S	W

乘数值 Multiplier	10 ⁴	10 ⁵	10 ⁶	10 ⁷
数字 Second digit	4	5	6	7

例: A7A第一位A为标称容量代号，第二位数字7为乘数值，第三位为额定电压，即电压为10V；容量为10 × 10⁶ Pf；10V10 μ F
Exp A6C: A represents nominal capacitance code, the second digit represents multiplier and the third digit represents rated voltage, that is: voltage 10V; Capacitance 10 × 10⁶ pF, 10V10 μ F

标志示例

Example of markings



注: 以上所提供的性能参数仅供参考作用, 任何修改不作预先通知。如果在使用上有疑问, 请在采购前与我们联系, 以便提供技术上的协助。
Note: The data contained in this brochure is only for your reference, any change or modification is made without previous notification. If any question in application, please feel free to contact us prior to purchase so that we provide further technical assistance.