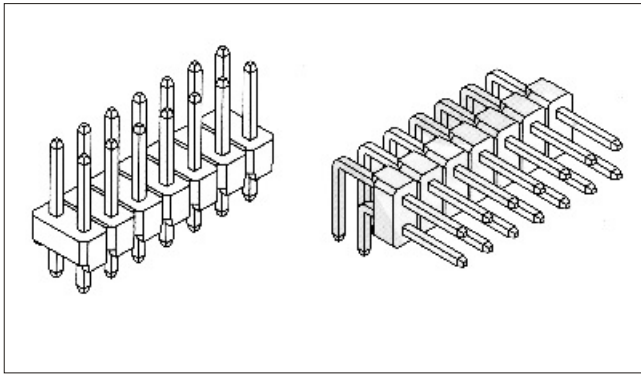


Pin Header
 Single Row / Dual Row
 Straight DIP Type / Right Angle DIP Type

Pitch:2.54mm

Series
313

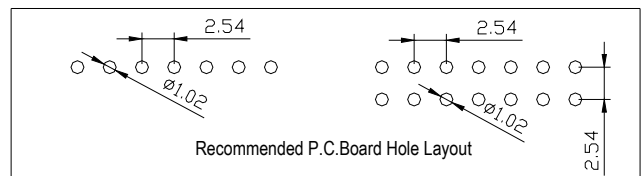
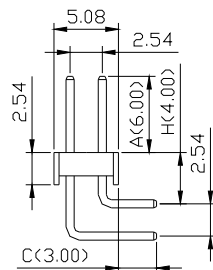
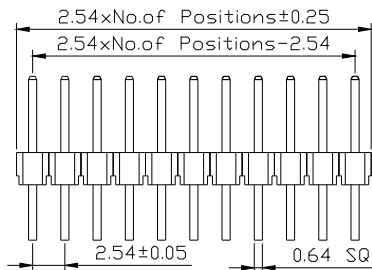
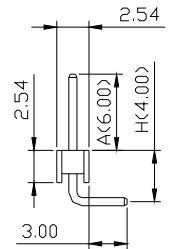
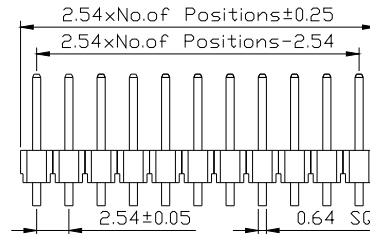
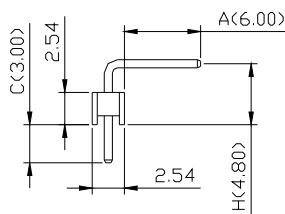
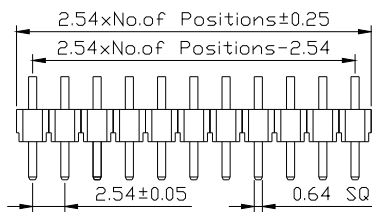
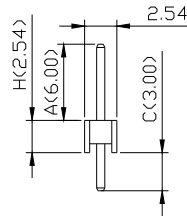
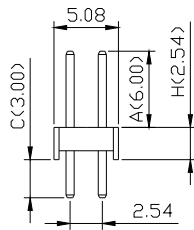
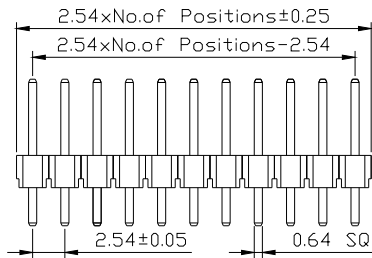


SPECIFICATIONS:

Current Rating: 3.0 AMP
 Contact Resistance: 30m \bullet Max
 Insulation Resistance: 1000M \bullet Min
 Withstand Voltage: 600VAC/minute
 Operation Temperature: -40 $^{\circ}$ C to +105 $^{\circ}$ C

MATERIALS:

Contact Material: Copper Alloy
 Contact Plating: Gold or Tin over 50 μ Ni
 Insulator Material: Polyester(UL94V-0)
 Standard: PBT



Ordering Code

① ② ③ ④ ⑤ ⑥ ⑦ ⑧ ⑨ ⑩
 3 1 3 X XX X X X 2 XXX

① Series No.:
 3= Pin Header
 ② Pitch: 1= 2.54mm

③ Insulator Height:
 3 = 2.50mm

④ Dip Spacing:
 1=Single row
 2=Double row
 ⑤ Number of Contacts:
 Single row =01 to 40
 Double row=02 to 80
 ⑥ Tail & Mounting Style:
 S=Straight DIP Type
 R=Right Angle DIP Type

⑦ Contact Plated
 0=Tin 1=Gold Flash
 2=Gold 3u" 3=Gold 5u"
 4=Gold 10u" 5=Gold 15u"
 6= Gold 30u"
 ⑧ Material Type
 0=PPS 3=Nylon-66
 1=PBT 4=Nylon-6T
 2=LCP 5=PA46

⑨ Tiers of Body
 1 = Single tier
 2 = Double tier
 3 = Triple tier
 ⑩ Pin Length
 XXX=A+H+C