

Features

Regulated Converters

- 2:1 and 3:1 Wide Input Voltage Ranges
- 1kVDC, 2kVDC and 3kVDC Isolation
- UL94V-0 Package Material
- Continuous Short Circuit Protection
- Low Ripple and Noise
- Remote On/Off Control
- Efficiency to 83 %

Description

Very high power density, 2:1 or 3:1 input voltage range and a wide operating temperature range -40°C~+71°C and extra features such as On/Off control are just some of the characteristics of this converter which is ideal for highly sophisticated industrial designs. The RS3 is available with 2kV or 3kV isolation options (1kVDC is standard)

Selection Guide

Part Number		Input Voltage Range (VDC)	Rated Output Voltage (VDC)	Output Current Full Load (mA)	Efficiency typ. (%)	Max Capacitive Load ⁽¹⁾
RS3-xx3.3S (H2/H3)		4.5-9, 9-18	3.3	600	73-75	4700µF
		18-36, 36-72			77-78	
RS3-xx05S (H2/H3)		4.5-9, 9-18	5	600	76-79	4700µF
		18-36, 36-72			80-81	
RS3-xx09S (H2/H3)		4.5-9, 9-18	9	333	77-80	3300µF
		18-36, 36-72			81-82	
RS3-xx12S (H2/H3)		4.5-9, 9-18	12	250	80-81	2200µF
		18-36, 36-72			83	
RS3-xx15S (H2/H3)		4.5-9, 9-18	15	200	80-81	2200µF
		18-36, 36-72			83	
RS3-xx3.3D (H2/H3)		4.5-9, 9-18	±3.3	±300	73-75	±2200µF
		18-36, 36-72			75	
RS3-xx05D (H2/H3)		4.5-9, 9-18	±5	±300	76-80	±2200µF
		18-36, 36-72			80-81	
RS3-xx09D (H2/H3)		4.5-9, 9-18	±9	±167	77-81	±2200µF
		18-36, 36-72			81	
RS3-xx12D (H2/H3)		4.5-9, 9-18	±12	±125	78-83	±1000µF
		18-36, 36-72			83	
RS3-xx15D (H2/H3)		4.5-9, 9-18	±15	±100	79-83	±1000µF
		18-36, 36-72			83	
RS3-xx3.3SZ (H2/H3)		9-27	3.3	600	73	4700µF
		20-60			74	
RS3-xx05SZ (H2/H3)		9-27	5	600	76-79	4700µF
		20-60			78	
RS3-xx09SZ (H2/H3)		9-27	9	333	77	3300µF
		20-60			79	
RS3-xx12SZ (H2/H3)		9-27	12	250	80	2200µF
		20-60			80	
RS3-xx15SZ (H2/H3)		9-27	15	200	80	2200µF
		20-60			80	
RS3-xx3.3DZ (H2/H3)		9-27	±3.3	±300	73	±2200µF
		20-60			74	
RS3-xx05DZ (H2/H3)		9-27	±5	±300	77	±2200µF
		20-60			78	
RS3-xx09DZ (H2/H3)		9-27	±9	±167	79	±2200µF
		20-60			79	
RS3-xx12DZ (H2/H3)		9-27	±12	±125	80	±1000µF
		20-60			80	
RS3-xx15DZ (H2/H3)		9-27	±15	±100	80	±1000µF
		20-60			80	

No suffix is standard isolation (1kVDC) e.g, RS3-0505S

*add suffix /H2 or /H3 for 2kVDC or 3kVDC isolation, e.g, RS3-0505S/H2, R3S-0505DZ/H3

ECONOLINE

DC/DC-Converter

with 3 year Warranty



3 Watt SIP8 Isolated Single & Dual Output



EN-60950-1 Certified
EN-60601-1 Certified
(Suffix /H3)

RS3

2:1 Input
(RS3-S/D)

xx = 4.5-9Vin = 05
xx = 9-18Vin = 12
xx = 18-36Vin = 24
xx = 36-72Vin = 48

3:1 Input
(RS3-SZ/DZ)

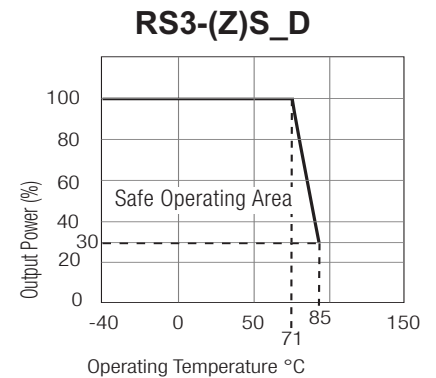
xx = 9-27Vin = 24
xx = 20-60Vin = 48

Refer to Application Notes

Electrical Specifications (measured at $T_A = 25^\circ\text{C}$, at nominal input voltage and rated output current unless otherwise specified)

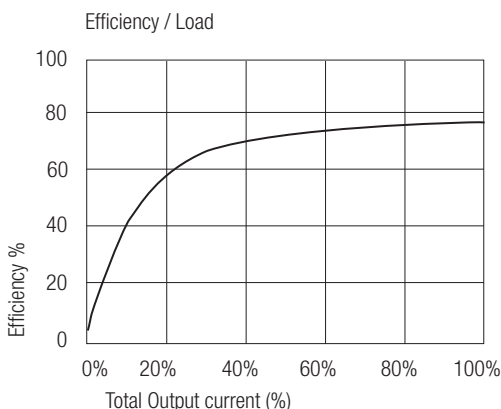
Input Voltage Range		2:1 and 3:1	
Output Accuracy	Nominal V_{in} and full load	$\pm 2\%$ typ.	
Line Voltage Regulation	LL to HL, full load	$\pm 0.5\%$ max.	
Load Voltage Regulation	20% to 100% full load	$\pm 0.5\%$ typ.	
Minimum Load		0%	
Output Ripple and Noise	20MHz limited	50mVp-p max.	
Switching Frequency	20% to 100% full load	200kHz typ.	
Efficiency at Full Load		see Selection Guide	
Quiescent Current	RS-05xxS_D	35mA typ.	
Nominal input Voltage (Standard, /H2 and /H3)	RS-12xxS_D	25mA typ.	
	RS-24xxS_D, SZ_DZ	20mA typ.	
	RS-48xxS_D, SZ_DZ	10mA typ.	
Isolation Voltage	Standard	(tested for 1 second) 1000VDC	
	/H2 Version	(rated for 1 minute) 500VAC / 60Hz 2000VDC	
	/H3 Version	(tested for 1 second) 1000VAC / 60Hz 3000VDC (rated for 1 minute) 1500VAC / 60Hz	
Isolation Capacitance (2:1 and 3:1) (tested at 100kHz)	H1	200pF max.	
	H2/H3	30pF max.	
Isolation Resistance		1G Ω min.	
Short Circuit Protection		Continuous	
Operating Temperature Range		-40°C to +71°C	
Storage Temperature Range		-55°C to +125°C	
Relative Humidity		95% RH	
Package Weight		4.7g	
Packing Quantity		22 pcs per Tube	
MTBF (+25°C) (+71°C)	} Detailed Information see Application Notes chapter "MTBF"	using MIL-HDBK 217F	3303 x10 ³ hours
		using MIL-HDBK 217F	745 x10 ³ hours

Derating-Graph (Ambient Temperature)

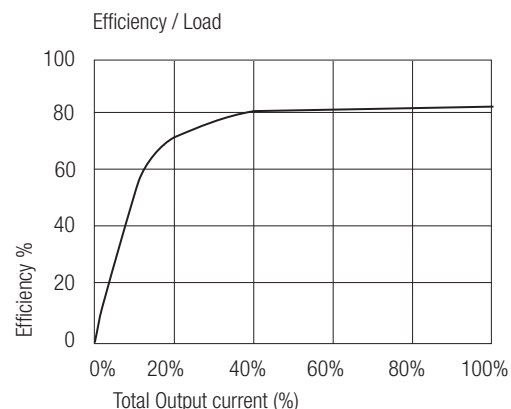


Typical Characteristics

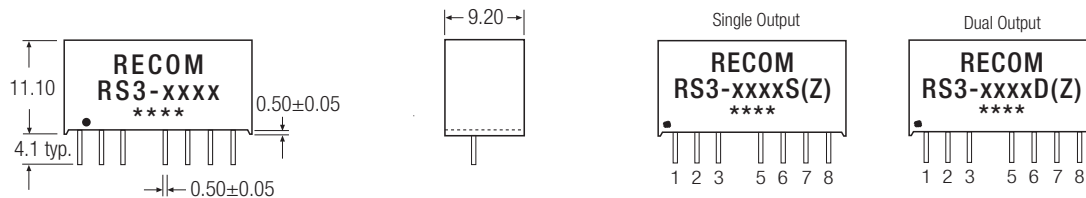
RS3-0505S



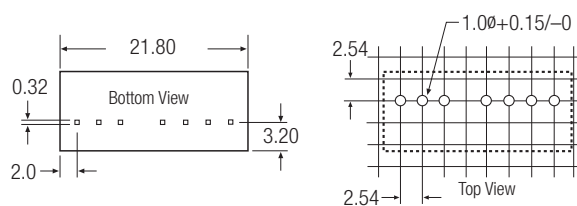
RS3-4805D



Package Style and Pinning (mm)



Recommended Footprint Details



XX.X ± 0.5 mm
XX.XX ± 0.25 mm

Pin Connections

Pin #	Single	Dual
1	-Vin	-Vin
2	+Vin	+Vin
3	CTRL	CTRL
5	NC	NC
6	+Vout	+Vout
7	-Vout	Com
8	NC	-Vout

NC = No Connection

Notes

Note 1 Maximum capacitive load is defined as the capacitive load that will allow start up in under 1 second without damage to the converter

Certifications

EN General Safety	Report: PS-R7219C1	EN60950-1:2001 + A11:2004
EN Medical Safety	Report: PS071001601	EN60601-1:1990 + A11:1996

Pin 8 (NC*) This pin is used internally and must have no external connection.

Pin 5 (NC) Not connected internally.

Pin 3 (CTRL)

This pin provides an Off function which puts the converter into a low power mode. When the pin is 'high' the converter is OFF and when the pin is high 'Z' the converter is ON. There is no allowed low state for this pin.

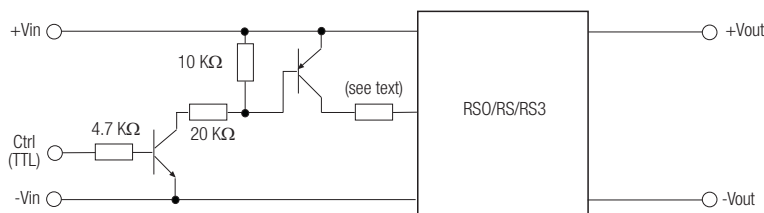
Application Examples

TTL Remote CTRL Circuit

Control Pin Input Current: 10mA

Voltage Set Point Accuracy with external input/output capacitors refer to recommended test circuit: typ. ± 1% max. ±2%

Control Pin (CTRL) Input Current, control voltage applied via 1K resistor, output voltage must reduce to OV: typ. 3mA max. 6mA



Voltage to be applied via a limiting resistor with a recommended value of 1K for RS3-05xx; 3.3K for RS3-12xx; RS3-24xx and 10K for RS3-48xx.

Isolated Remote CTRL Circuit

