

# Features

## LED DRIVER

- 60W Class II AC-DC LED Power Supply
- Dual Mode CV or CC Output
- Power Factor Corrected
- Universal Input Voltage Range
- User Adjustable Current Limit (/OF)
- Thermal Feedback Dimming (/TOF)
- Waterproof Enclosure (/IP67)
- High Efficiency
- Long 5 Year Warranty

### Selection Guide

Part Number	Output Voltage Range (min - max)	Output Current Range (min - max)	Preset Current Limit	Efficiency (230VAC) Typ.	Output Power Range
RACD60-4200*	11 - 13.5V	3570 - 4200mA	4.2A	85%	40-60W
RACD60-xxxx/IP67	11 - 13.5V	(xxxx =3370-4200)	xxxx		
RACD60-2400*	17 - 24V	2150 - 2500mA	2.4A	87%	30-60W
RACD60-xxxx/IP67	17 - 24V	(xxxx =2150-2500)	xxxx		
RACD60-2100*	21 - 28V	1400 - 2140mA	2.1A	89%	30-60W
RACD60-1400*	21 - 28V	1400 - 2140mA	1.4A		
RACD60-xxxx/IP67	21 - 28V	(xxxx =1400-2140)	xxxx		
RACD60-1050*	38 - 54V	700 - 1100mA	1.0A	89%	27-60W
RACD60-700*	38 - 54V	700 - 1100mA	0.7A		
RACD60-xxxx/IP67	38 - 54V	(xxxx =700 - 1100)	xxxx		

\* add suffix /OF for open frame version (output current limit adjustable with on-board trimmer)

\* add suffix /TOF for open frame version with thermal feedback (output current limit adjustable with ext. voltage)

Suffix /IP67 is for waterproof potted version (non-adjustable - preset output currents only)

### Specifications (typical at 25°C and after warm up time unless otherwise specified)

Input Voltage Range	All Versions	90-264VAC
Rated Power		60 Watts max.
Input Frequency Range	All Versions	50/60 Hz
Power Factor Correction	Full Load, 115VAC/230VAC	> 0.9
Input Current (full load)	115VAC/230VAC	0.8A / 0.4A max.
Inrush Current (cold start)	115VAC/230VAC	25A / 50A max.
Leakage Current	230VAC/63Hz	<0.7mA max.
Input Fuse	Built-in	3.15A Slow Blow
Output Current Accuracy	Full load	±5%
Output Current Adjust	Preset Potentiometer	75% to 100% approx.
Line Voltage Regulation	LL to HL at Full Load	±4% typ.
Load Voltage Regulation	60% to 100% Load	±5% typ.
Minimum Load Current		see table
Output Ripple and Noise	20MHz limited, with 0.1µF + 47µF	5Vp-p max.
Operating Frequency	All Versions	65kHz typ.
Efficiency at Full Load		see table
Isolation Voltage (60Hz RMS)	input to output (/OF, /TOF Version)	3.75kVAC / 1 minute
	input to output (/IP67 Version)	4kVAC / 1 minute
	input to filter ground	1880VAC / 1 minute
	output to filter ground	500VAC / 1 minute
Temperature Coefficient	All Versions	±0.02%/°C typ.
Overload Protection	All Versions	105% typ.
Short Circuit Protection		Continuous, Hiccup, Automatic Restart
Output Overvoltage Protection	All Versions	Zener Diode Clamp

cont.

**LIGHTLINE**  
AC/DC-Converter  
with 5 year Warranty

**RECOM**

## 60 Watt PFC Single Output



**UL 8750 Pending  
EN 61347 Certified**

# RACD60

### Description

The RACD60 is a compact universal input voltage 60W constant voltage/constant current power module suitable for driving high power LEDs.

The LED driver has a dual mode of operation:-  
CV mode: at loads below the preset current limit, the RACD60 behaves as a fixed voltage source.  
CC mode: at loads above the preset current limit, the RACD60 behaves as a fixed current source.  
Thus the same power supply can be used with both CV and CC LED modules.

The RACD60 series have a universal input voltage range with active power factor correction and are fully protected against output short circuit, overload and over-temperature.

Two versions are available: a low cost open frame with user-adjustable current limit and a sealed IP67 potted version with fixed output currents for outdoor and high humidity applications.

**Please Read Application Notes**

[www.recom-electronic.com](http://www.recom-electronic.com)

# LIGHTLINE

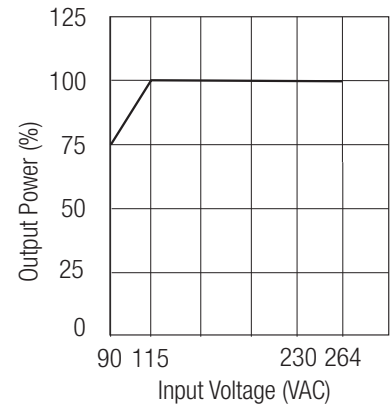
## AC/DC-Converter

Specifications cont. (typical at 25°C and after warm up time unless otherwise specified)

Operating Temperature Range	free air convection, with derating	-30°C to +70°C
Storage Temperature Range		-40°C to +85°C
Humidity	non-condensing	95% RH max.
Environmental Protection	Open Frame (/OF, /TOF)	Indoor Use Only, IP00
	Potted Version (/IP67)	IP67
PCB Material	Plastic Resin with Fibreglass (UL94V-0)	
Weight	Open Frame (/OF, /TOF)	165g
	Potted Version (/IP67)	200g
Packing Quantity	1pc	
EMC	EN 55015 and EN61547 Certified	
Harmonics	Designed to meet EN 61000-3-2 (Class C, Full load) and EN 61000-3-3	
MTBF	(using MIL-HDBK-217F, 25°C)	583 x 10 <sup>3</sup> hours
Input/Output Connections	/OF	Pin Header (suitable matching connector JST VHR or similar)
	/IP67	300mm Cable ± 20mm

# RACD60 Series

Input Voltage Derating (Ta=25°C)

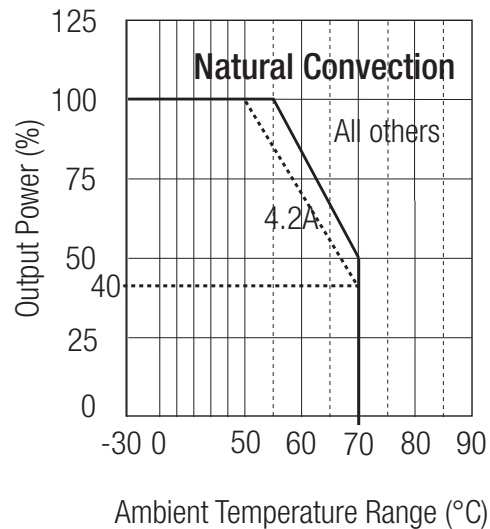
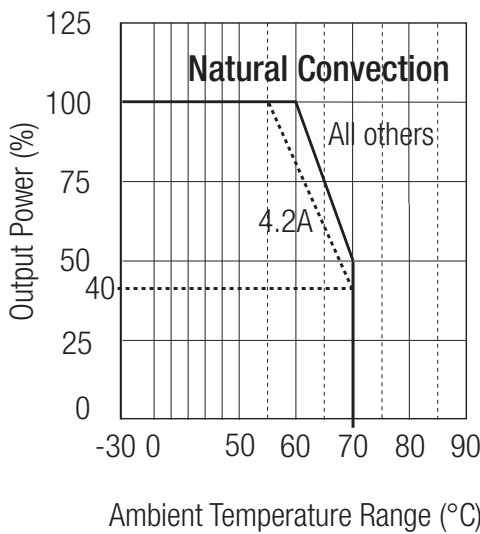


## Derating Graphs

RACD60  
-xxxx/OF

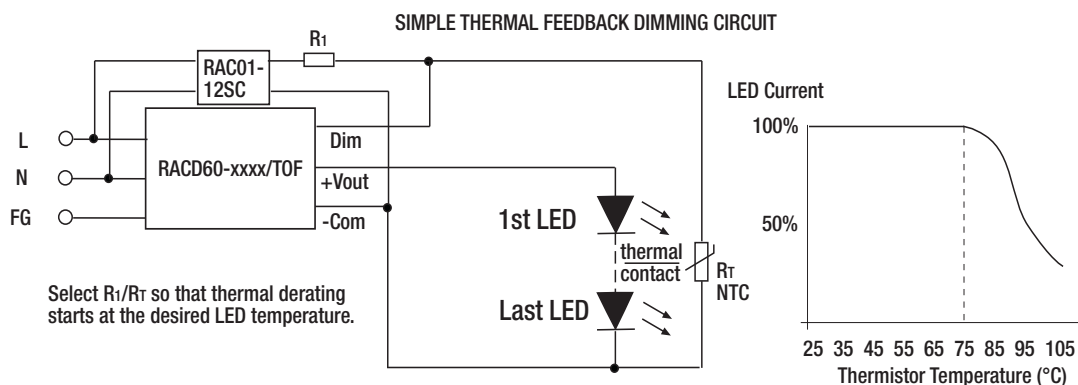
RACD60  
-xxxx/TOF

RACD60  
-xxxx/IP67



RACD60

## Thermal Feedback Application Example



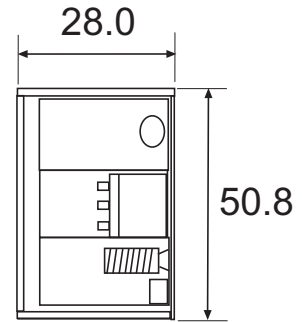
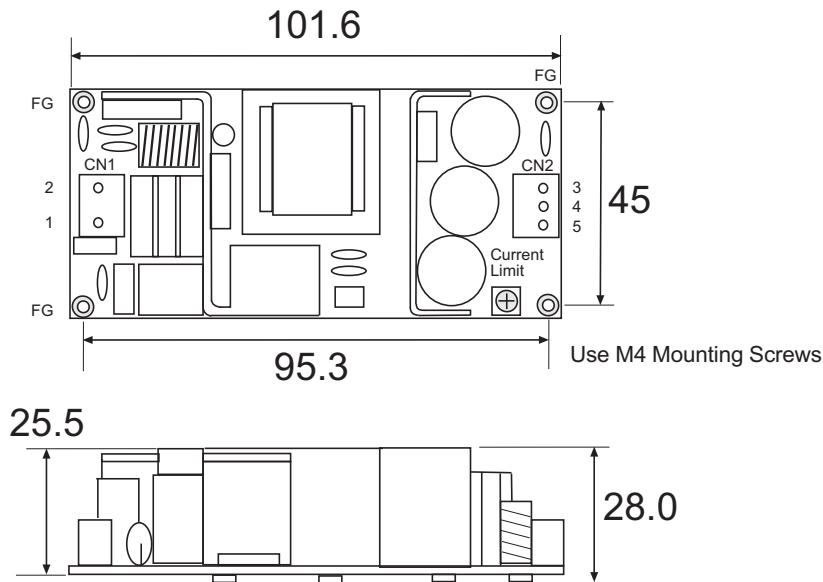
# LIGHTLINE

AC/DC-Converter

# RACD60 Series

## Package Style and Pinning

### RACD60-xxxx/OF and RACD60-xxxx/TOF



Pin Connections – Single Output

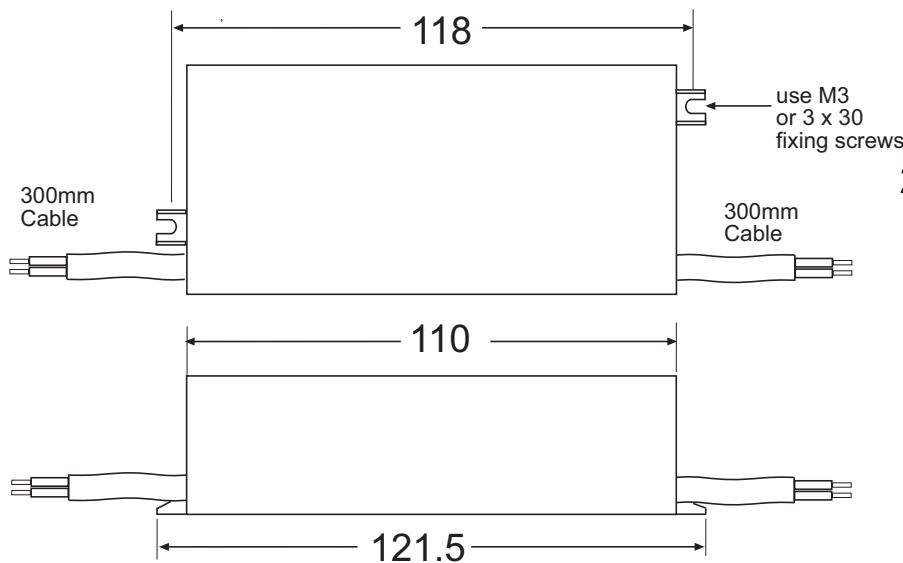
Pin #	/OF	/TOF
1	VAC in (L)	VAC in (L)
2	VAC in (N)	VAC in (N)
3	NC	Thermal feedback
4	+VDC Out	+VDC Out
5	-VDC Out	Com

Filter Ground connection via mounting holes  
Dimension Tolerance  $\pm 0.25$  mm

RACD60

## Package Style and Pinning

### RACD60-xxxx/IP67



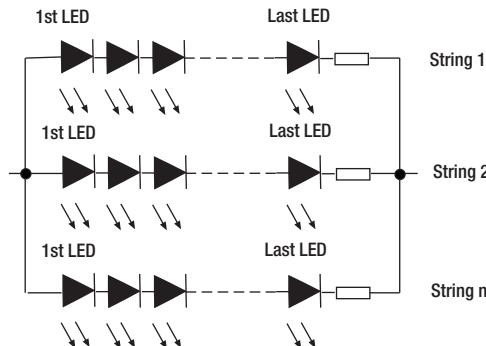
Pin Connections – Single Output

Wire	Function
Brown	VAC in (L)
Blue	VAC in (N)
Green/Yellow	FG
Red	+VDC Out
Black	-VDC Out

Dimension Tolerance  $\pm 0.25$  mm

## Application Information

LEDs are typically wired in series to make a string of LEDs and then the strings can be wired in parallel to generate enough light. If only two or three strings are wired in parallel then it is recommended to add resistors (e.g. 0.5R) to each string to help balance out the LED currents in each string. All strings must share a common heatsink for better current matching.



A typical 1W high brightness white LED has a forward voltage of around 3.3V at its operating temperature and draws 350mA. Thus each LED actually draws about 1.15W. Similarly, 3W white LEDs have usually the same forward voltage but can be run at 700mA or more. Using the LED datasheet specification, the optimum LED arrangement and the best driver for each application can be worked out.

The tables below show some examples. Other LED combinations may have different forward voltages at their recommended operating currents.

1W LEDs	LED Arrangement	AC/DC Driver
24	2 Strings of 12	RACD60-700
26	2 Strings of 13	RACD60-700
28	4 Strings of 7	RACD60-1400
30	3 Strings of 10	RACD60-1050
33	3 Strings of 11	RACD60-1050
35	5 Strings of 7	RACD60-2100
35	7 Strings of 5	RACD60-2400
36	3 Strings of 12	RACD60-1050
39	3 Strings of 13	RACD60-1050
42	3 Strings of 14	RACD60-1050
42	7 Strings of 6	RACD60-2400
42	14 Strings of 3	RACD60-4200
45	3 Strings of 15	RACD60-1050

3W LEDs	LED Arrangement	AC/DC Driver
12	12 in series	RACD60-700
14	2 Strings of 7	RACD60-1400
18	3 Strings of 6	RACD60-2100
18	6 Strings of 3	RACD60-4200

High Power LEDs	LED Arrangement	AC/DC Driver
Cree MX-6	11 in series	RACD60-1050
Cree XP-G	3 in parallel	RACD60-2100
Lumiled Rebel	13 in series	RACD60-700
Lumiled Star	3 strings of 4	RACD60-2100
Bridgelux ES	3 in series	RACD60-1050
Heleion	Single Module	RACD60-1400