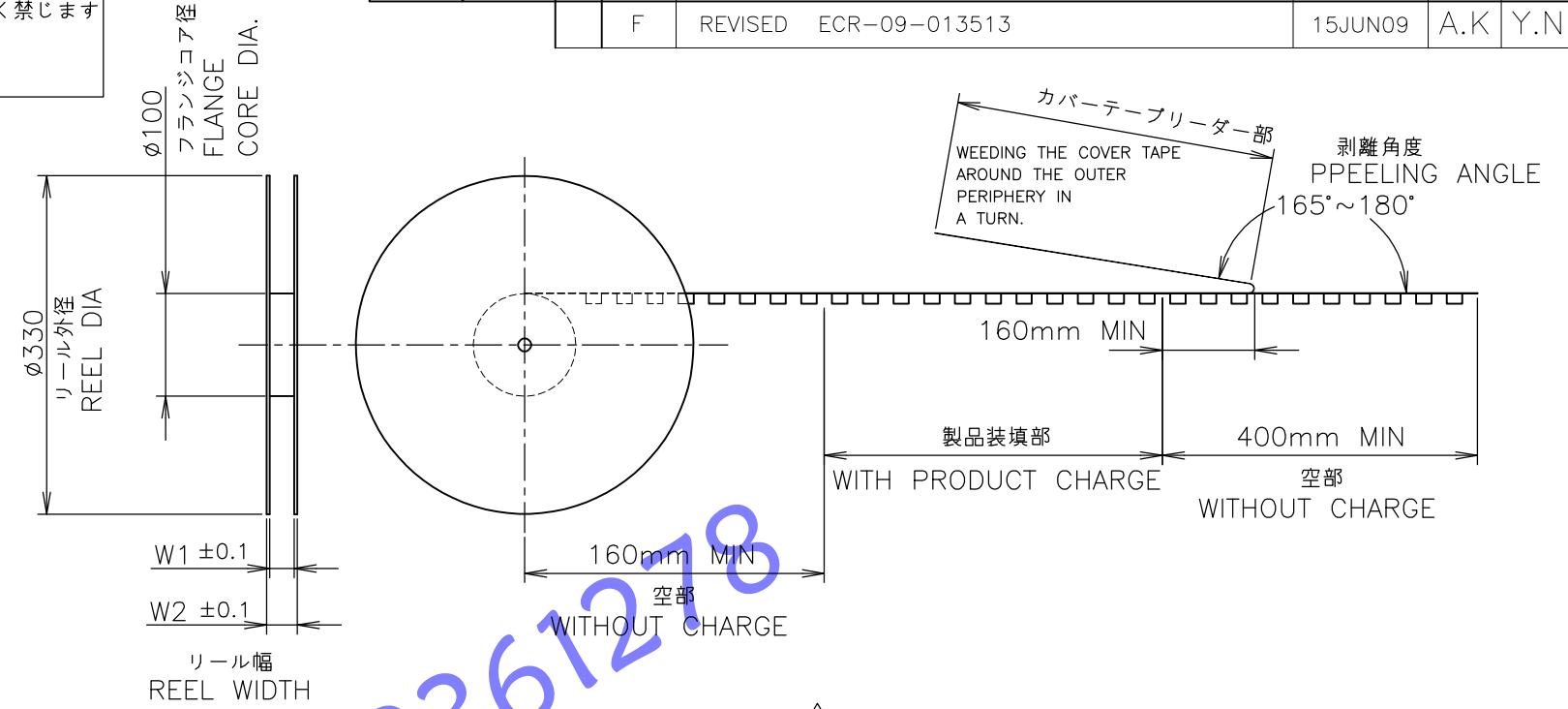
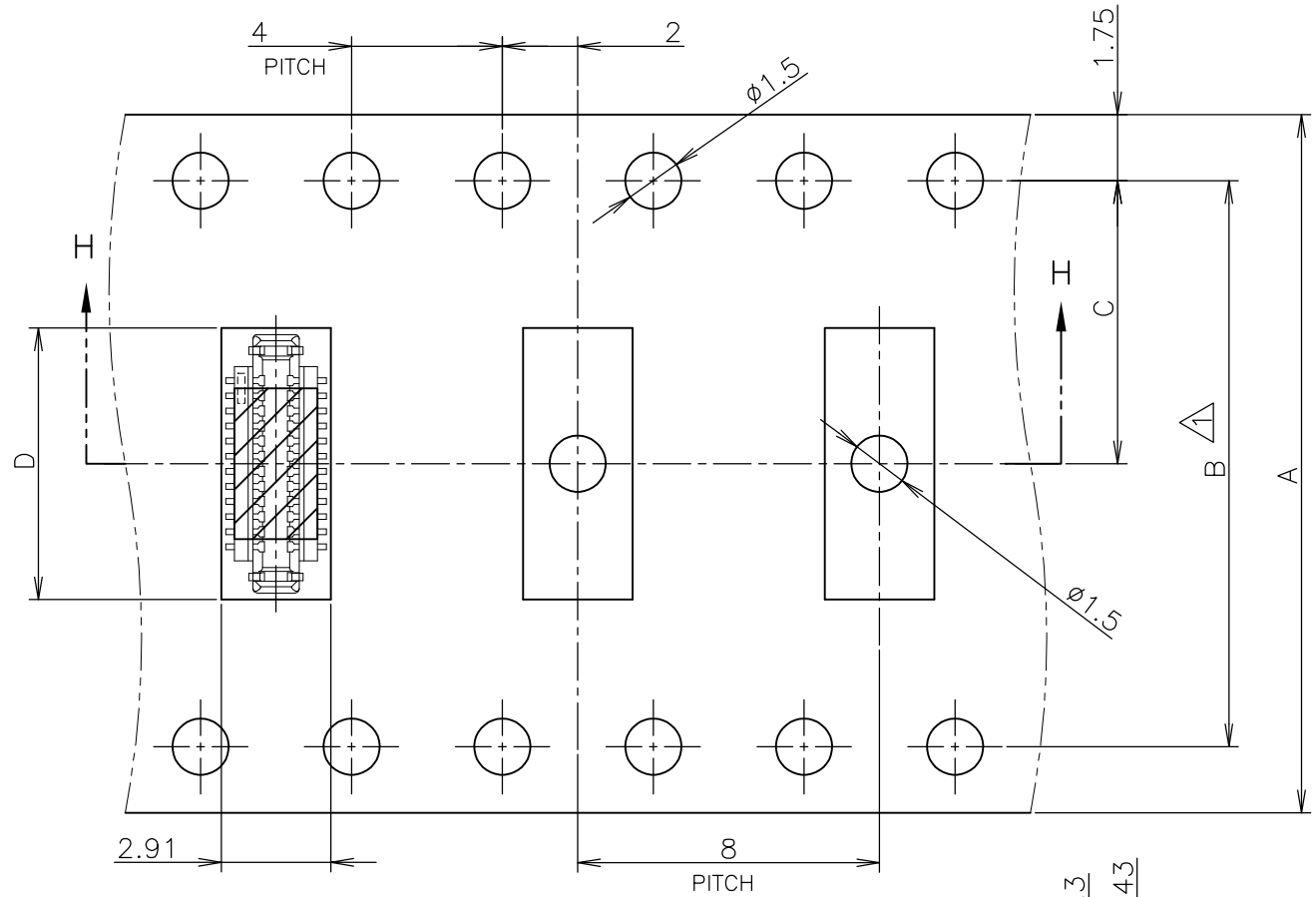


THIS DRAWING IS UNPUBLISHED. RELEASED FOR PUBLICATION JUL, 2006.
 © COPYRIGHT 2006 BY TYCO ELECTRONICS CORPORATION. ALL INTERNATIONAL RIGHTS RESERVED.
 当図面の情報はタイコ エレクトロニクス アンプ 株式会社の所有する情報を開示しており、無断で複写、貴社外部へ配布する事を固く禁じます
 THIS DRAWING AND INFORMATION ARE OWNED BY TYCO ELECTRONICS AMP K.K AND FORBID
 COPYING AND DISTRIBUTING WITHOUT NOTICE.

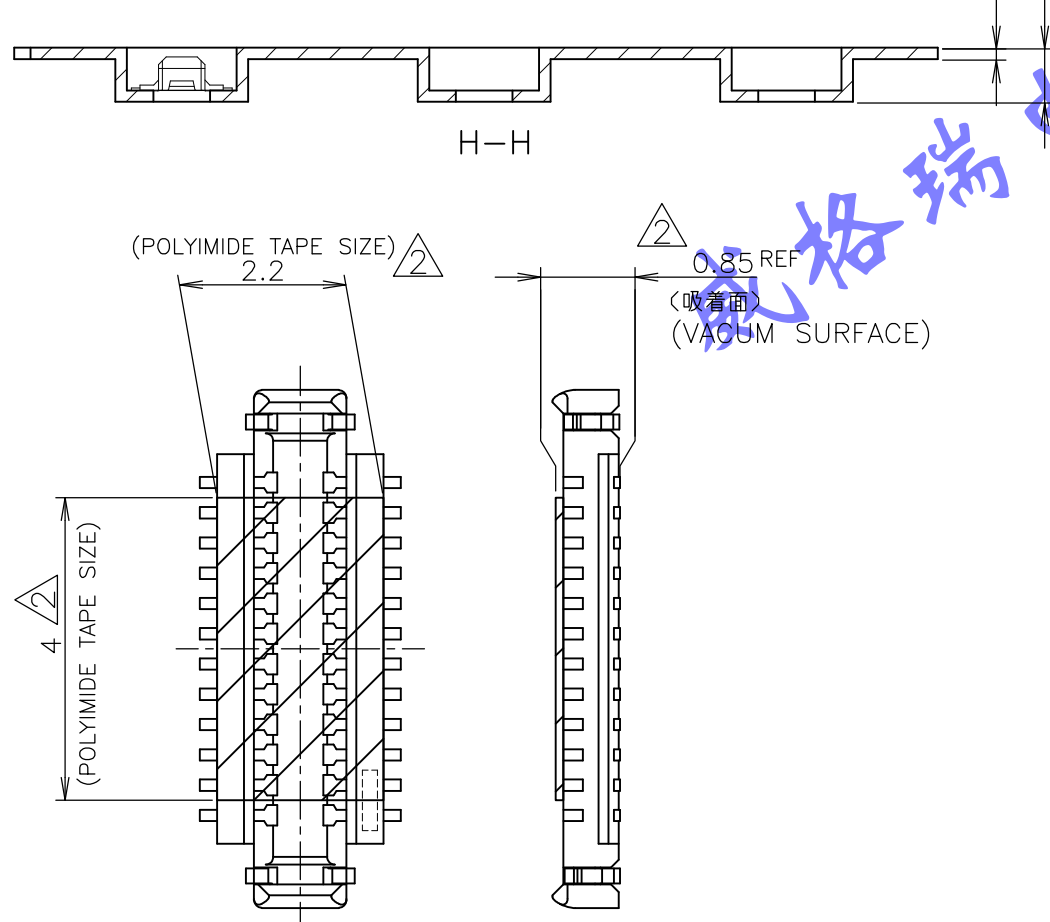
LOC	DIST	REVISIONS					
J	/	P	LTR	DESCRIPTION	DATE	DWN	APVD
		F		REVISED ECR-09-013513	15JUN09	A.K	Y.N



△ B 寸法はエンボステープ幅 24mm 以下では適応しないこと
 △ 18 POS 以下の極数ではポリイミドテープの貼り付けは行わない

△ THE B SIZE IS NOT ADAPTED BY EMBOSS TAPE WIDTH OF 24mm OR LESS.
 △ POLYIMIDE TAPE IS NOT ADAPTED POSITION 18 POS OR LESS

WITH PEG	38.4	33.5	0.0378	15.6	17.2	18.05	18.4	14.2	28.4	32	4000	8-1871566-0	80
WITH PEG	30.4	24.4	0.0336	13.6	15.2	16.05	16.4	11.5	-	24		7-1871566-0	70
WITH PEG	30.4	24.4	0.0293	11.6	13.2	14.05	14.4	11.5	-	24		6-1871566-0	60
WITH PEG	30.4	24.4	0.0251	9.6	11.2	12.05	12.4	11.5	-	24		5-1871566-0	50
WITH PEG	30.4	24.4	0.0234	8.8	10.4	11.25	11.6	11.5	-	24		4-1871566-6	46
WITHOUT PEG	30.4	24.4	0.0208	7.6	/	10.05	10.4	11.5	-	24		4-1871566-1	40
WITH PEG	30.4	24.4	0.0208	7.6	9.2	10.05	10.4	11.5	-	24		4-1871566-0	40
WITHOUT PEG	22.4	16.4	0.0166	5.6	/	8.05	8.25	7.5	-	16		3-1871566-1	30
WITH PEG	22.4	16.4	0.0166	5.6	7.2	8.05	8.25	7.5	-	16		3-1871566-0	30
WITH PEG	22.4	16.4	0.0157	5.2	6.8	7.65	8.0	7.5	-	16		2-1871566-8	28
WITH PEG	22.4	16.4	0.0140	4.4	6.0	6.85	7.2	7.5	-	16		2-1871566-4	24
WITHOUT PEG	22.4	16.4	0.0132	4.0	/	6.45	6.8	7.5	-	16		2-1871566-3	22
WITH PEG	22.4	16.4	0.0132	4.0	5.6	6.45	6.8	7.5	-	16		2-1871566-2	22
WITHOUT PEG	22.4	16.4	0.0123	3.6	/	6.05	6.4	7.5	-	16		2-1871566-1	20
WITH PEG	22.4	16.4	0.0123	3.6	5.2	6.05	6.4	7.5	-	16		2-1871566-0	20
WITH PEG	22.4	16.4	0.0106	2.8	4.4	5.25	5.6	7.5	-	16		1-1871566-6	16
SOLDER PEG	W2	W1	WEIGHT(g)	G	F	E	D	C	B	A	QTY/REEL	TAPING P/N	POS



CONNECTOR SCALE 10:1

THIS DRAWING IS A CONTROLLED DOCUMENT.

DWN T.KUBO 26JUL2006
 CHK Y.NAKAZAWA 26JUL2006
 APVD T.KUSUHARA 26JUL2006

Product Name: 0.4mm PITCH STACKING CONNECTOR
 H=1.0mm PLUG S3 TYPE

SIZE A3 CAGE CODE 00779 DRAWING NO G-1871566

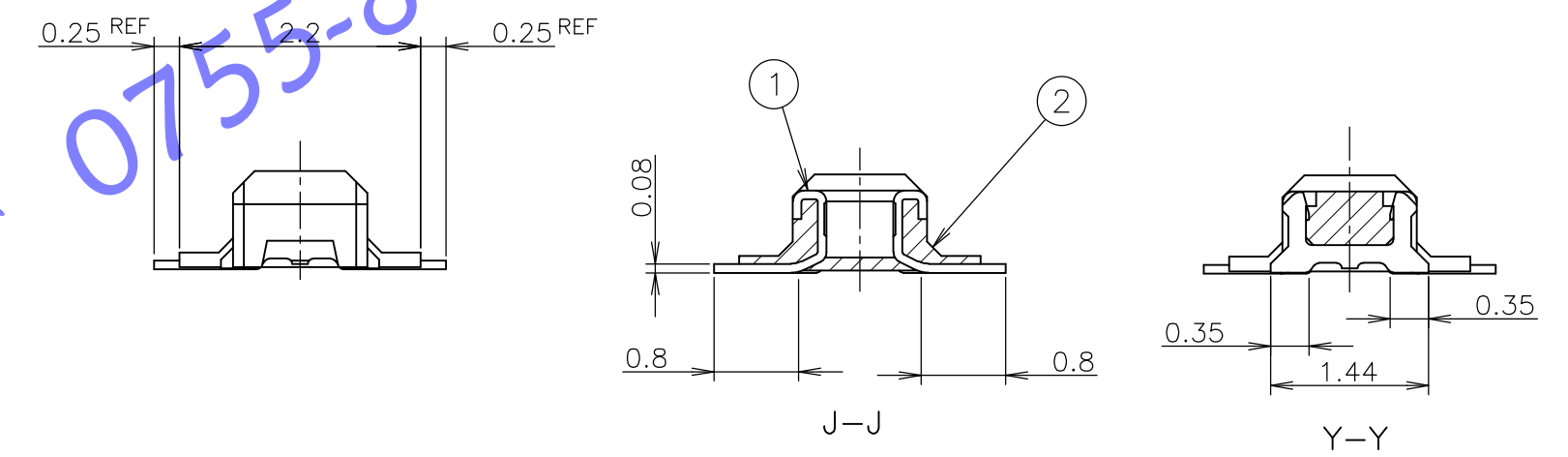
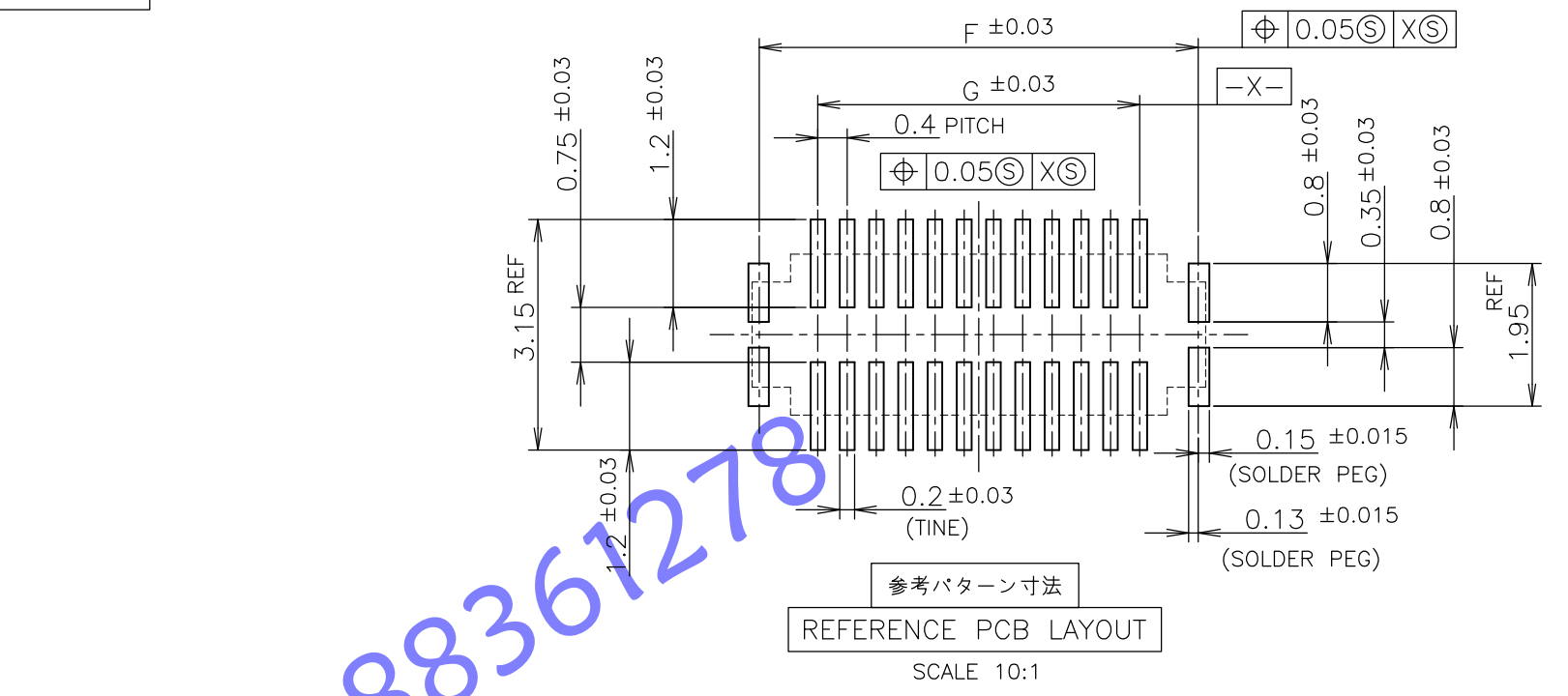
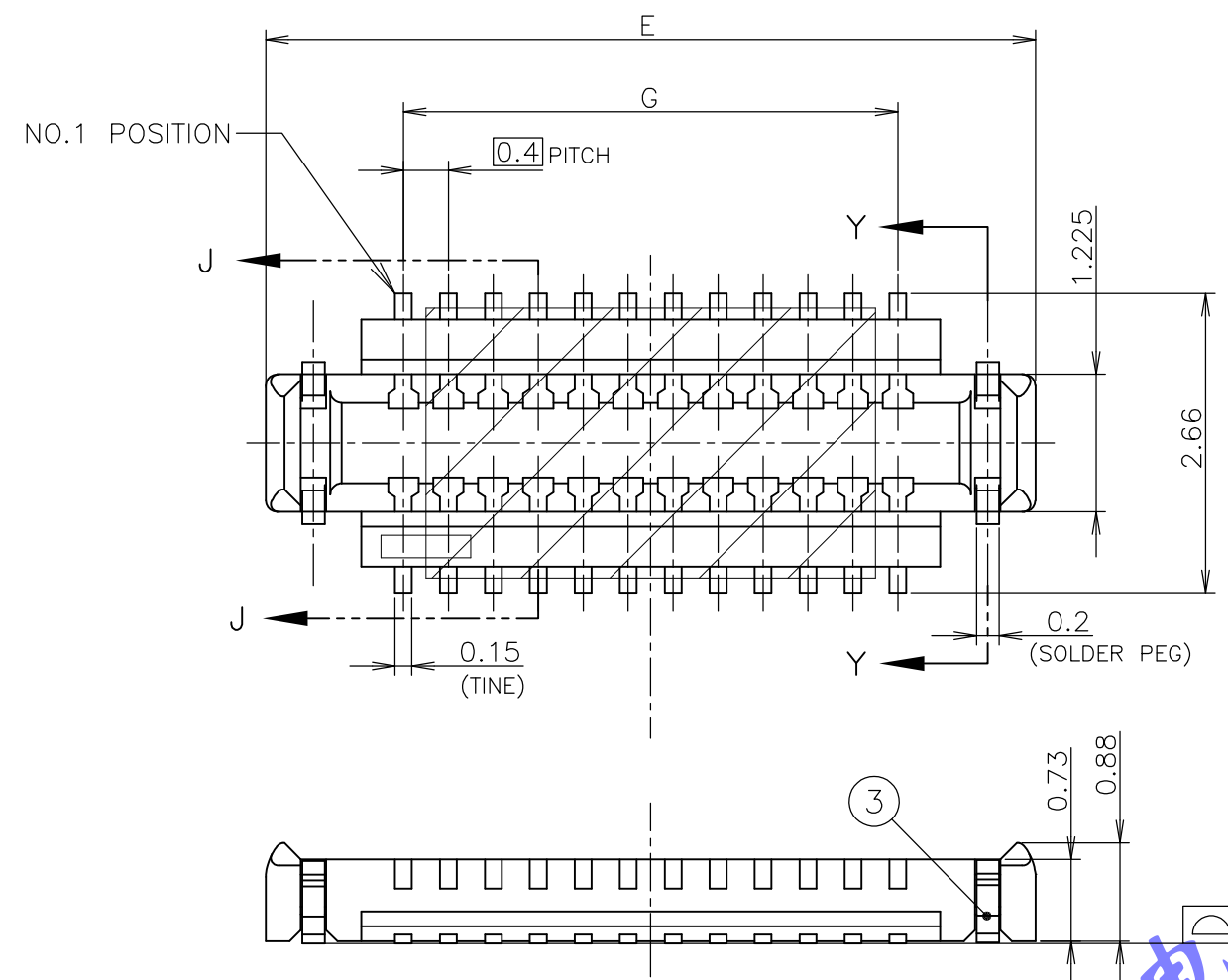
SCALE 5:1 SHEET 1 OF 2 REV F

CUSTOMER DRAWING

THIS DRAWING IS UNPUBLISHED. RELEASED FOR PUBLICATION JUL, 2006.
 © COPYRIGHT 2006 BY TYCO ELECTRONICS CORPORATION. ALL INTERNATIONAL RIGHTS RESERVED.

LOC	DIST	REVISIONS					
J	/	P	LTR	DESCRIPTION	DATE	DWN	APVD
		-		SEE SHEET 1	-	-	-

当図面の情報はタイコ エレクトロニクス アンプ 株式会社の所有する情報を開示しており、無断で複写、貴社外部へ配布する事を固く禁じます
 THIS DRAWING AND INFORMATION ARE OWNED BY TYCO ELECTRONICS AMP K.K AND FORBID
 COPYING AND DISTRIBUTING WITHOUT NOTICE.



- 3 一般公差: ±0.1
- ④ コプラナリティ: 0.08mm 以下とする
- 5 嵌合部品 (RECEPTACLE): P/N *-1747769-*
- ⑥ 材料はテーブル参照のこと
- △ 仕上げはテーブル参照のこと
- 8 バリなき事
- 9 その他の詳細は別途打合せのこと

- 3 GENERAL TOLERANCE: ±0.1
- ④ MUST BE MEASURED FLOATING AMOUNT OF TINES AND SOLDER PEG ROM DATUM SURFACE IS 0.08mm MAX.
- 5 MATING CONNECTOR: P/N *-1747769-*
- ⑥ MATERIAL THE TABLE IS REFERENCE
- △ FINISH THE TABLE IS REFERENCE
- 8 NO BURRS ALLOWED
- 9 IN ADDITION DETAILS ARE THE SEPARATE HITTING ADJUSTING

Ni; 1.3um MIN., TIN; 2.0um MIN.	COOPER ALLOY	SOLDER PEG	③
	THERMO PLASTIC	HOUSING	②
Ni; 1.3um MIN., Au; 0.3um MIN. (CONTACT POINT) Ni; 1.3um MIN., Au; 0.05um~ 0.20um. (TINE)	COPPER ALLOY	CONTACT	①
FINISH △	MATERIAL ⑥	DESCRIPTION	ITEM

THIS DRAWING IS A CONTROLLED DOCUMENT.		DWN	Tyco Electronics Corporation Kawasaki, Japan		
DIMENSIONS: 単位: 耗 mm		CHK	NAME 名称 0.4mm PITCH STACKING CONNECTOR H=1.0mm PLUG S3 TYPE		
TOLERANCES UNLESS OTHERWISE SPECIFIED: 一般公差		APVD	SIZE CAGE CODE DRAWING NO A3 00779 C-1871566		
0 PLC ±0.3 1 PLC ±0.3 2 PLC ±- 3 PLC ±- 4 PLC ±- ANGLES ±3'		PRODUCT SPEC 製品規格 108-5901	RESTRICTED TO		
MATERIAL 材料 ⑥		APPLICATION SPEC 取付適用規格 411-78159	SCALE 尺度 15:1 SHEET 2 OF 2 REV F		
FINISH 仕上 △		WEIGHT	CUSTOMER DRAWING		