

### General Description

The MDD5N50 uses advanced Magnachip's MOSFET Technology, which provides low on-state resistance, high switching performance and excellent quality.

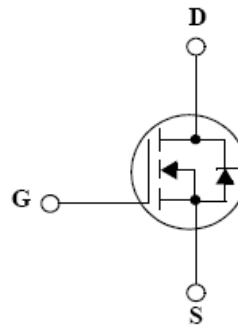
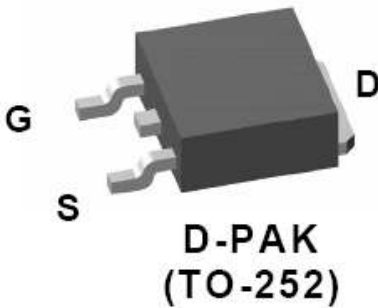
MDD5N50 is suitable device for SMPS, HID and general purpose applications.

### Features

- $V_{DS} = 500V$
- $I_D = 4.4A$  @  $V_{GS} = 10V$
- $R_{DS(ON)} \leq 1.4\Omega$  @  $V_{GS} = 10V$

### Applications

- Power Supply
- PFC
- Ballast



### Absolute Maximum Ratings (Ta = 25°C)

Characteristics	Symbol	Rating	Unit	
Drain-Source Voltage	$V_{DSS}$	500	V	
Gate-Source Voltage	$V_{GSS}$	±30	V	
Continuous Drain Current	$I_D$	$T_C=25^\circ C$	4.4	A
		$T_C=100^\circ C$	2.8	A
Pulsed Drain Current <sup>(1)</sup>	$I_{DM}$	17.6	A	
Power Dissipation	$P_D$	$T_C=25^\circ C$	70	W
		Derate above 25 °C	0.56	W/°C
Peak Diode Recovery $dv/dt$ <sup>(3)</sup>	$Dv/dt$	4.5	V/ns	
Single Pulse Avalanche Energy <sup>(4)</sup>	$E_{AS}$	230	mJ	
Junction and Storage Temperature Range	$T_J, T_{stg}$	-55~150	°C	

### Thermal Characteristics

Characteristics	Symbol	Rating	Unit
Thermal Resistance, Junction-to-Ambient <sup>(1)</sup>	$R_{\theta JA}$	62.5	°C/W
Thermal Resistance, Junction-to-Case <sup>(1)</sup>	$R_{\theta JC}$	1.8	

## Ordering Information

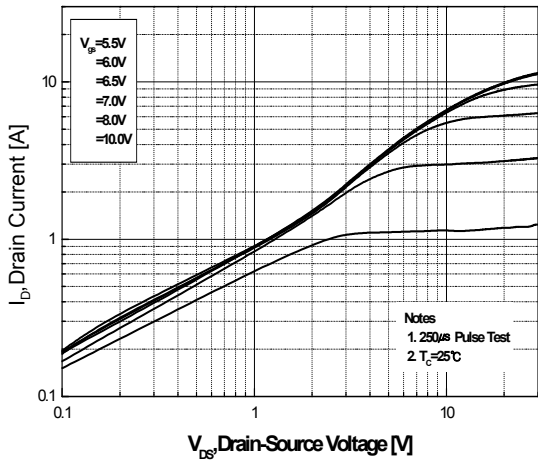
Part Number	Temp. Range	Package	Packing	RoHS Status
MDD5N50	-55~150°C	D - Pak	Reel	Halogen Free

## Electrical Characteristics (Ta =25°C)

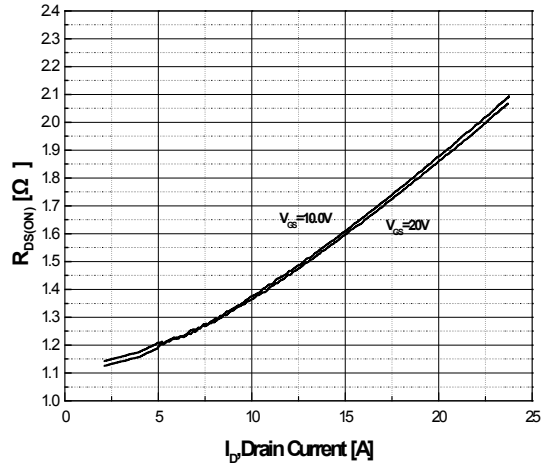
Characteristics	Symbol	Test Condition	Min	Typ	Max	Unit
<b>Static Characteristics</b>						
Drain-Source Breakdown Voltage	$BV_{DSS}$	$I_D = 250\mu A, V_{GS} = 0V$	500	-	-	V
Gate Threshold Voltage	$V_{GS(th)}$	$V_{DS} = V_{GS}, I_D = 250\mu A$	3.0	-	5.0	
Drain Cut-Off Current	$I_{DSS}$	$V_{DS} = 500V, V_{GS} = 0V$	-	-	1	$\mu A$
Gate Leakage Current	$I_{GSS}$	$V_{GS} = \pm 30V, V_{DS} = 0V$	-	-	100	nA
Drain-Source ON Resistance	$R_{DS(ON)}$	$V_{GS} = 10V, I_D = 2.2A$		1.15	1.4	$\Omega$
Forward Transconductance	$g_{fs}$	$V_{DS} = 30V, I_D = 2.2A$	-	5	-	S
<b>Dynamic Characteristics</b>						
Total Gate Charge	$Q_g$	$V_{DS} = 400V, I_D = 5.0A, V_{GS} = 10V^{(3)}$	-	12.2	16	nC
Gate-Source Charge	$Q_{gs}$		-	3.6	5	
Gate-Drain Charge	$Q_{gd}$		-	4.7	6.5	
Input Capacitance	$C_{iss}$	$V_{DS} = 25V, V_{GS} = 0V, f = 1.0MHz$	-	500	650	pF
Reverse Transfer Capacitance	$C_{rss}$		-	3	4.0	
Output Capacitance	$C_{oss}$		-	65	85	
Turn-On Delay Time	$t_{d(on)}$	$V_{GS} = 10V, V_{DS} = 250V, I_D = 5.0A, R_G = 25\Omega^{(3)}$	-	12	35	ns
Rise Time	$t_r$		-	24	60	
Turn-Off Delay Time	$t_{d(off)}$		-	24	60	
Fall Time	$t_f$		-	22	55	
<b>Drain-Source Body Diode Characteristics</b>						
Maximum Continuous Drain to Source Diode Forward Current	$I_S$	$I_S = 4.4A, V_{GS} = 0V$	-	4.4	-	A
Source-Drain Diode Forward Voltage	$V_{SD}$		-		1.4	V
Body Diode Reverse Recovery Time	$t_{rr}$	$I_F = 5.0A, di/dt = 100A/\mu s^{(3)}$	-	270		ns
Body Diode Reverse Recovery Charge	$Q_{rr}$		-	1.8		$\mu C$

Note :

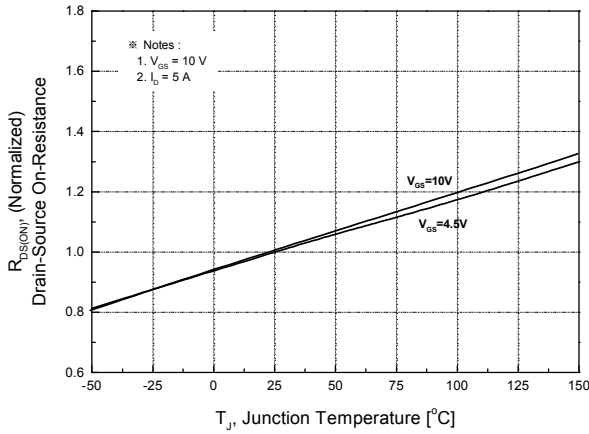
- Pulse width is based on  $R_{\theta JC}$  &  $R_{\theta JA}$  and the maximum allowed junction temperature of 150°C.
- Pulse test: pulse width  $\leq 300\mu s$ , duty cycle  $\leq 2\%$ , pulse width limited by junction temperature  $T_J(MAX) = 150^\circ C$ .
- $I_{SD} \leq 5.0A, di/dt \leq 200A/\mu s, V_{DD} = 50V, R_G = 25\Omega$ , Starting  $T_J = 25^\circ C$
- $L = 16.5mH, I_{AS} = 5.0A, V_{DD} = 50V, R_G = 25\Omega$ , Starting  $T_J = 25^\circ C$



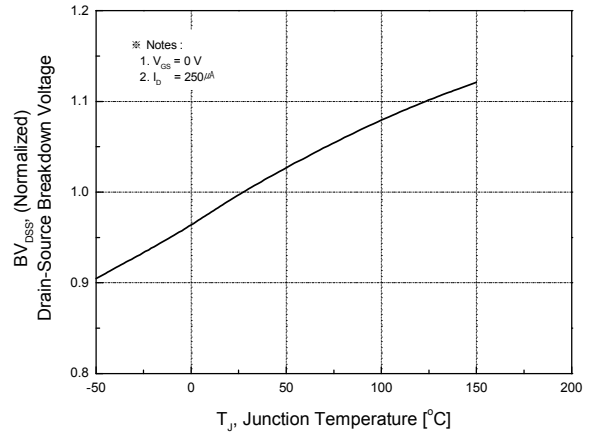
**Fig.1 On-Region Characteristics**



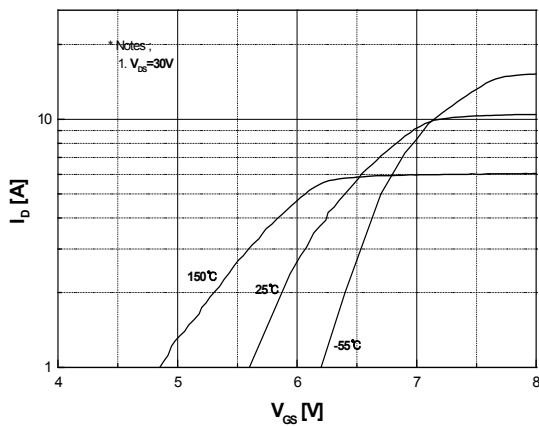
**Fig.2 On-Resistance Variation with Drain Current and Gate Voltage**



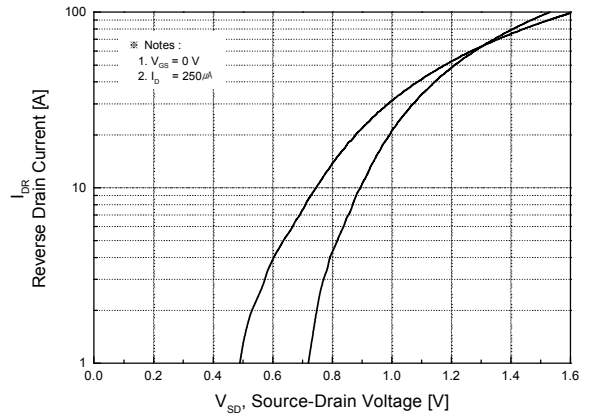
**Fig.3 On-Resistance Variation with Temperature**



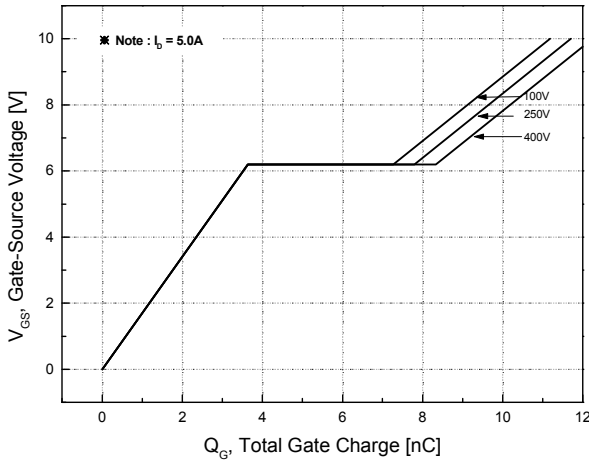
**Fig.4 Breakdown Voltage Variation vs. Temperature**



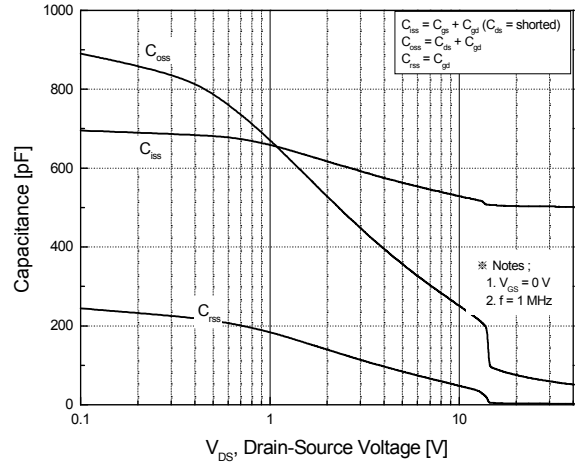
**Fig.5 Transfer Characteristics**



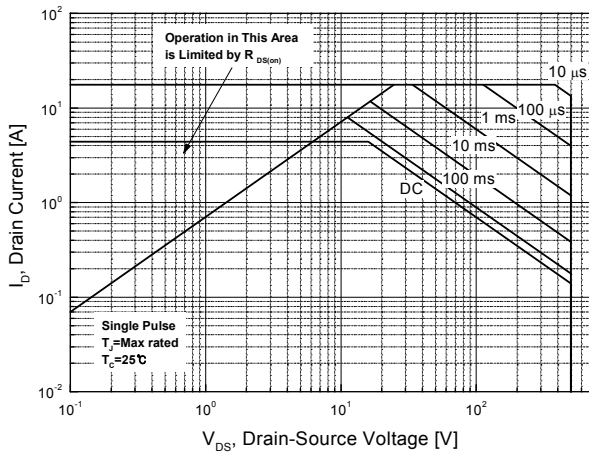
**Fig.6 Body Diode Forward Voltage Variation with Source Current and Temperature**



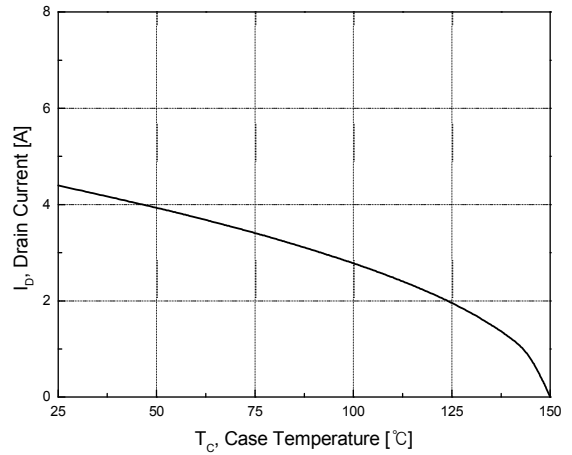
**Fig.7 Gate Charge Characteristics**



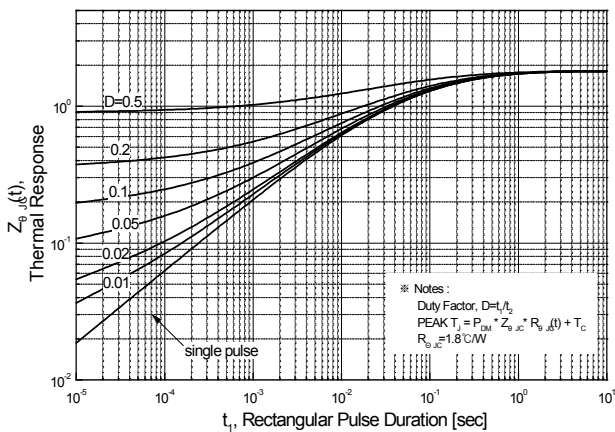
**Fig.8 Capacitance Characteristics**



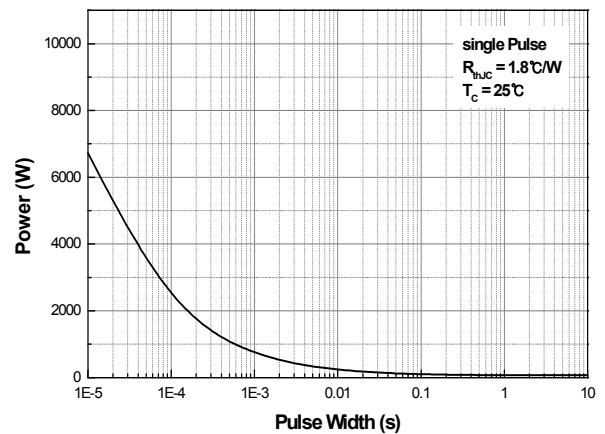
**Fig.9 Maximum Safe Operating Area**



**Fig.10 Maximum Drain Current vs. Case Temperature**



**Fig.11 Transient Thermal Response Curve**

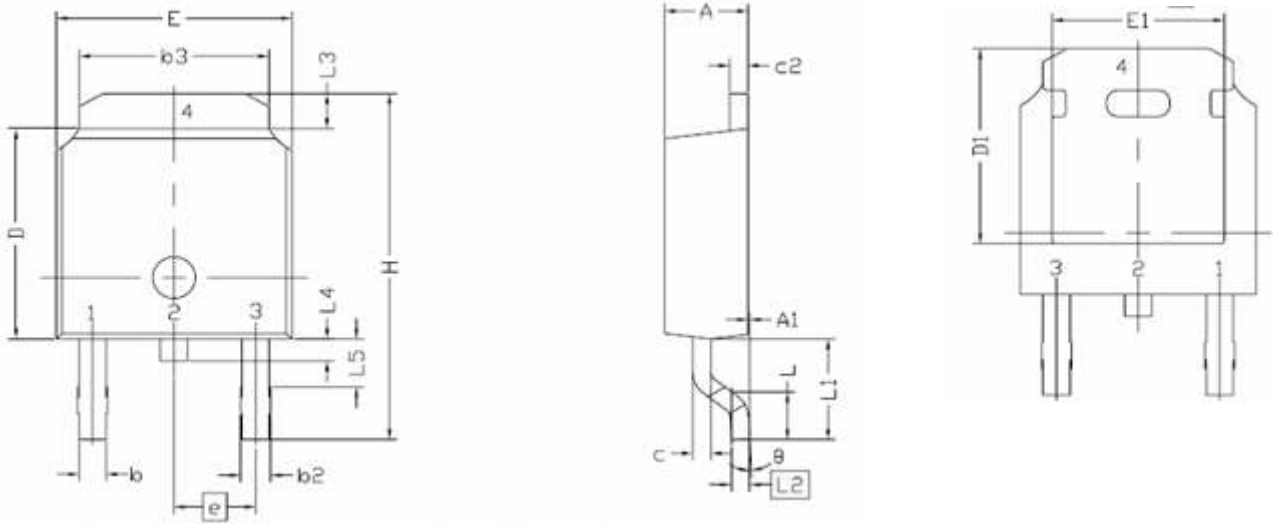


**Fig.12 Single Pulse Maximum Power Dissipation**

**Physical Dimension**

**D- pak , 3L**

Dimensions are in millimeters, unless otherwise specified



Symbol	Min.	Non.	Max.
E	6,35	-	6,73
L	1,40	1,52	1,78
L1	2,74 REF		
L2	0,508 BCS		
L3	0,89	-	1,27
L4	-	-	1,02
L5	1,14	-	1,52
D	5,97	6,10	6,22
H	9,40	-	10,41
b	0,64	-	0,89
b2	0,76	-	1,14
b3	4,95	-	5,46
e	2,286 BSC		
A	2,18	-	2,39
A1	-	-	0,13
c	0,46	-	0,61
c2	0,46	-	0,89
D1	5,21	-	-
E1	4,32	-	-
θ	0,00	-	10,00

**U.S.A****Sunnyvale Office**

787 N. Mary Ave. Sunnyvale  
CA 94085 U.S.A  
Tel : 1-408-636-5200  
Fax : 1-408-213-2450  
E-Mail : americasales@magnachip.com

**Chicago Office**

2300 Barrington Road, Suite 330  
Hoffman Estates, IL 60195 U.S.A  
Tel : 1-847-882-0951  
Fax : 1-847-882-0998

**U.K**

Knyvett House The Causeway,  
Staines Middx, TW18 3BA, U.K.  
Tel : +44 (0) 1784-898-8000  
Fax : +44 (0) 1784-895-115  
E-Mail : europesales@magnachip.com

**Japan****Tokyo Office**

Shinbashi 2-chome MT bldg  
4F 2-5-5 Shinbashi, Minato-ku  
Tokyo, 105-0004 Japan  
Tel : 81-3-3595-0632  
Fax : 81-3-3595-0671  
E-Mail : japansales@magnachip.com

**Osaka Office**

3F, Shin-Osaka MT-2 Bldg  
3-5-36 Miyahara Yodogawa-Ku  
Osaka, 532-0003 Japan  
Tel : 81-6-6394-8224  
Fax : 81-6-6394-8282  
E-Mail : osakasales@magnachip.com

**Taiwan R.O.C**

2F, No.61, Chowize Street, Nei Hu  
Taipei, 114 Taiwan R.O.C  
Tel : 886-2-2657-7898  
Fax : 886-2-2657-8751  
E-Mail : taiwansales@magnachip.com

**China****Hong Kong Office**

Office 03, 42/F, Office Tower Convention Plaza  
1 Harbour Road, Wanchai, Hong Kong  
Tel : 852-2828-9700  
Fax : 852-2802-8183  
E-Mail : chinasales@magnachip.com

**Shenzhen Office**

Room 1803, 18/F  
International Chamber of Commerce Tower  
Fuhua 3Road, Futian District  
ShenZhen, China  
Tel : 86-755-8831-5561  
Fax : 86-755-8831-5565

**Shanghai Office**

Ste 1902, 1 Huaihai Rd. (C) 20021  
Shanghai, China  
Tel : 86-21-6373-5181  
Fax : 86-21-6373-6640

**Korea**

891, Daechi-Dong, Kangnam-Gu  
Seoul, 135-738 Korea  
Tel : 82-2-6903-3451  
Fax : 82-2-6903-3668 ~9  
Email : koreasales@magnachip.com

**DISCLAIMER:**

The Products are not designed for use in hostile environments, including, without limitation, aircraft, nuclear power generation, medical appliances, and devices or systems in which malfunction of any Product can reasonably be expected to result in a personal injury. Seller's customers using or selling Seller's products for use in such applications do so at their own risk and agree to fully defend and indemnify Seller.

MagnaChip reserves the right to change the specifications and circuitry without notice at any time. MagnaChip does not consider responsibility for use of any circuitry other than circuitry entirely included in a MagnaChip product. **MagnaChip** is a registered trademark of MagnaChip Semiconductor Ltd.