

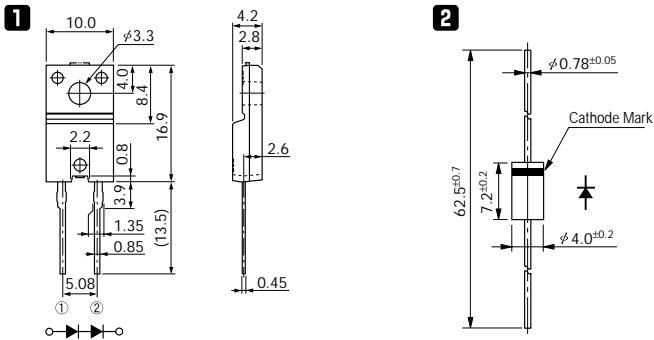
# Ultra-Fast-Recovery Rectifier Diodes 1200V and over

$t_{rr} \textcircled{1}$ :  $I_F/I_R (=I_F)$  90% Recovery Point  
 (ex.  $I_F/I_R = 100\text{mA}/100\text{mA}$  90% Recovery Point)  
 $t_{rr} \textcircled{2}$ :  $I_F/I_R (=2 I_F)$  75% Recovery Point  
 (ex.  $I_F/I_R = 100\text{mA}/200\text{mA}$  75% Recovery Point)

$V_{RM}$ (V)	Package	Part Number	$I_F$ (AV) (A)	$I_{FSM}$ (A)	$T_j$ (°C)	$T_{stg}$ (°C)	$V_F$ (V) max	$I_F$ (A)	$I_R$ ( $\mu$ A)	$I_R$ (H) (mA)	$T_a$ (°C)	$t_{rr} \textcircled{1}$ (ns)		$t_{rr} \textcircled{2}$ (ns)		$R_{th(j-l)}$ $R_{th(j-c)}$ (°C/W)	Mass (g)	Fig. No.	Page where characteristic curve is shown
				50Hz Half-cycle Sinewave Single Shot					$V_R = V_{RM}$ max	$V_R = V_{RM}$ max		$I_F/I_{FP}$ (mA)	$I_F/I_{FP}$ (mA)						
1200	Frame-2Pin	FMC-26UA	3.0	50	-40 to +150	4.0	3.0	500	3.0	150 (Tj)	70	500/500	35	500/1000	4.0	2.1	<b>1</b>	74	
1600	Frame-2Pin	FMC-28UA	3.0	50	-40 to +150	6.0	3.0	100	0.5	150 (Tj)	70	500/500	35	500/1000	4.0	2.1			
2000	Axial	RP 1H	0.1	5	-40 to +150	7.0	0.1	2	0.01	100	100	10/10	50	10/20	15	0.4	<b>2</b>	67	

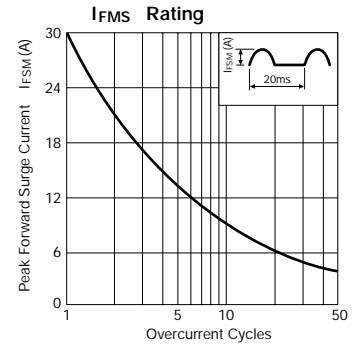
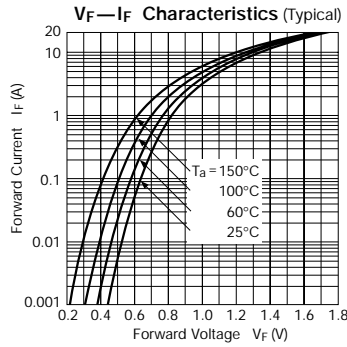
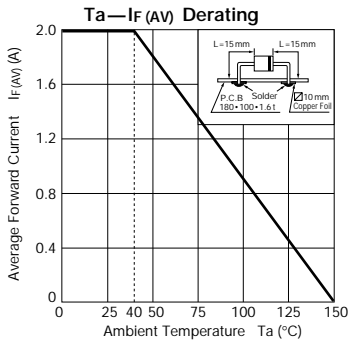
## External Dimensions

Flammability: UL94V-0 or Equivalent (Unit: mm)

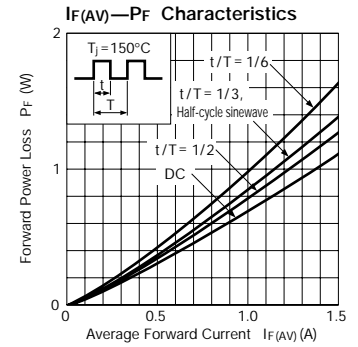
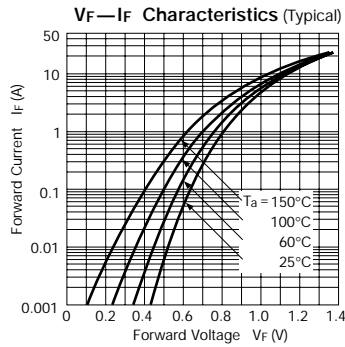
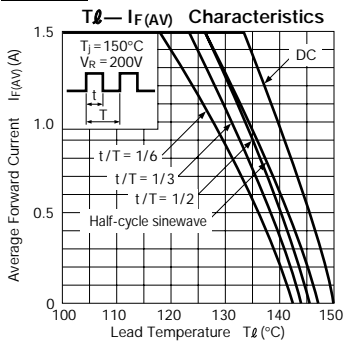


# Ultra-Fast-Recovery Rectifier Diodes

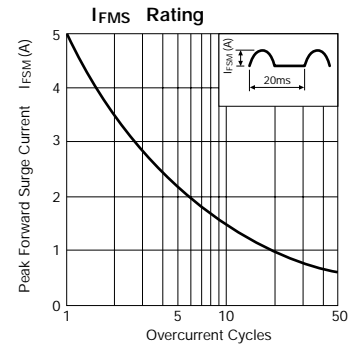
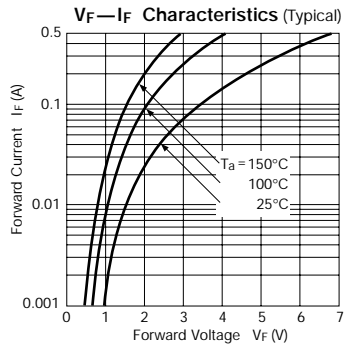
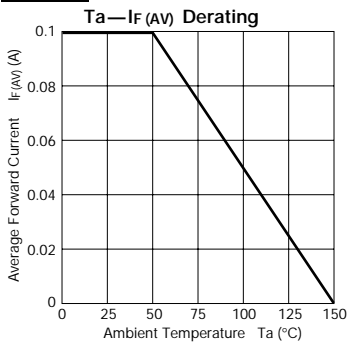
## RL 10Z



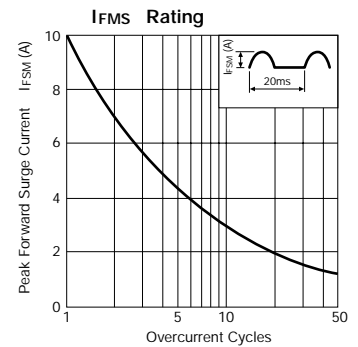
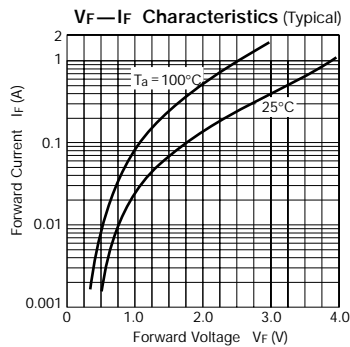
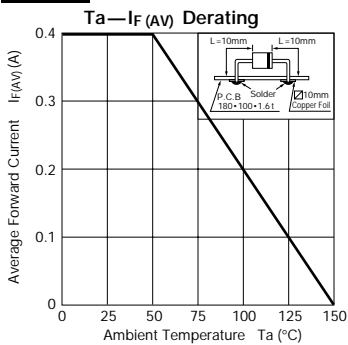
## RN 1Z



## RP 1H



## RU 1P



## RG 2Y

