


# ULTIMATE THINNESS, JT THERMISTOR

500 $\mu$ m only

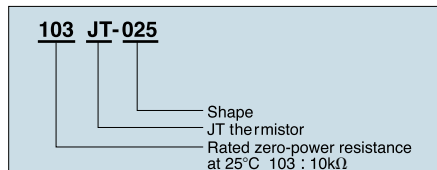
A-PDF Split DEMO : Purchase from [www.A-PDF.com](http://www.A-PDF.com) to remove the watermark

## JT THERMISTOR

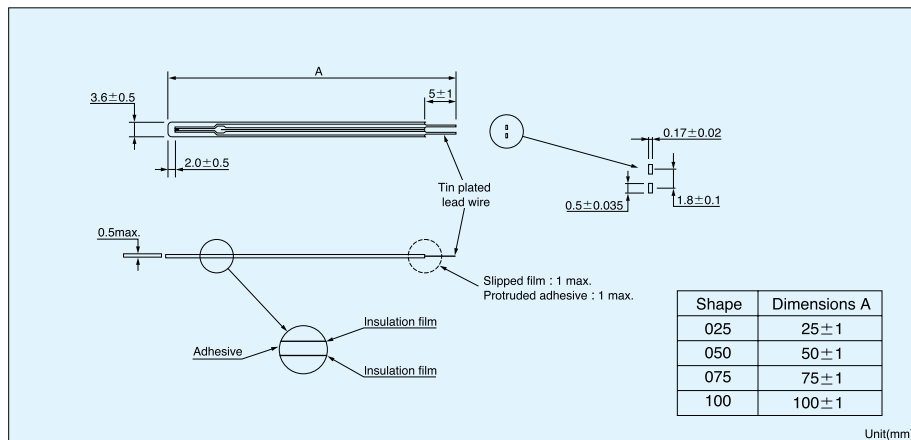
JT thermistors feature ultra thinness of 500 $\mu$ m and superior electrical insulation. It is possible to use with safety in ambience that might contact with electrodes.



### Part number



### Dimensions



### Resistance-Temperature

Temperature (°C)	Type	
	103JT	104JT
-50	367.7	9584
-40	204.7	4572
-30	118.5	2282
-20	71.02	1191
-10	43.67	647.2
0	27.70	365.0
10	18.07	212.5
20	12.11	127.7
30	8.301	78.88
40	5.811	50.03
50	4.147	32.51
60	3.011	21.61
70	2.224	14.66
80	1.668	10.13
90	1.267	7.135
100		5.111
110		3.720
120		2.746
125		2.371

Unit(k $\Omega$ )

### Specifications

Part No.	R <sub>25</sub> *1	B value*2	Dissipation factor (mW/°C) Approx.	Thermal time constant(s)*3	Rated maximum power dissipation(at 25°C)(mW)	Category temp. range(°C)
103JT-□□□	10k $\Omega$ $\pm$ 1%	3435K $\pm$ 1%	0.7	5	3.5	-50~90
104JT-□□□	100k $\Omega$ $\pm$ 1%	4390K $\pm$ 1%	0.7	5	3.5	-50~125

\*1 R<sub>25</sub>: Rated zero-power resistance value at 25°C,  $\pm$ 2% and 3% are also available.

\*2 B value: determined by rated zero-power resistance at 25°C and 85°C.

\*3 Time when thermistor temperature reaches 63.2% of the temperature difference. The value is measured in the air.