

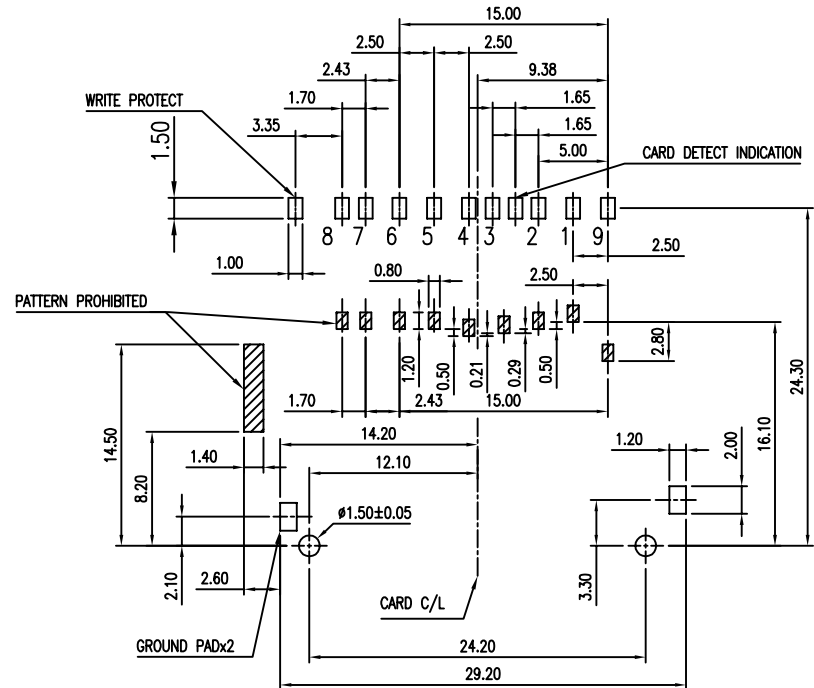
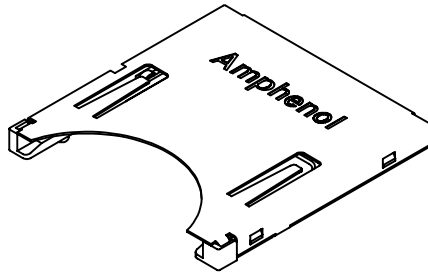
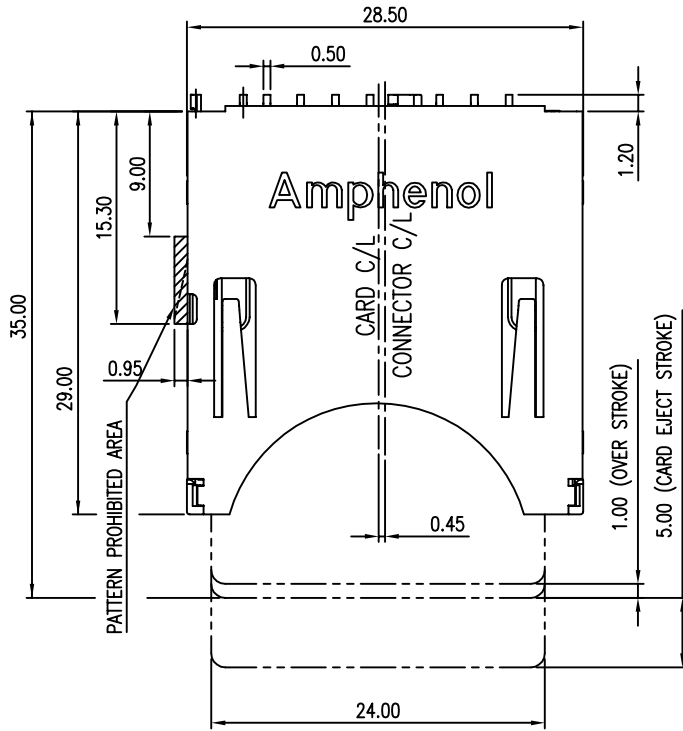
This document is the property of Amphenol Corporation and is delivered on the express condition that it is not to be disclosed, reproduced or used, in whole or in part, for manufacture or sale by anyone other than Amphenol Corporation without its prior consent, and that no right is granted to disclose or to use any information in this document.



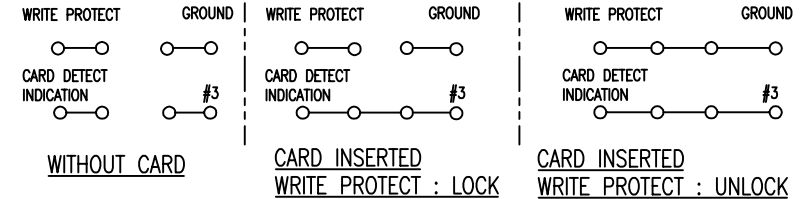
CUSTOMER DRAWING ORIGINAL



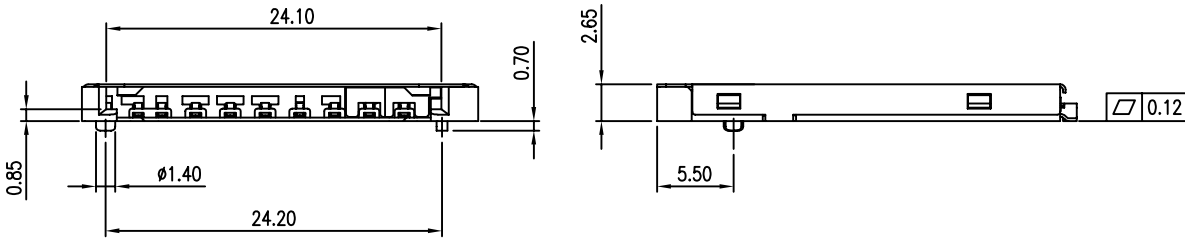
REVISIONS				
SYM	ECN No.	DESCRIPTION	DATE	APPROVED
A		RELEASE FOR RoHS	08/01/2005	Henry Ko
B	NE-07232	ADD DIMENSION	05/22/2007	Hank Hsu
C	NE-07252	ADD DIMENSION	05/25/2007	Hank Hsu



RECOMMENDED PCB LAYOUT
(ALL TOLERANCE ARE ±0.05)



SCHMATIC



NOTES:

- INSULATOR: LCP, UL94V-0, COLOR- BLACK
- CONTACT: COPPER ALLOY, 0.2 MM THICKNESS, 10μ" GOLD PLATED ON CONTACT AREA, 100μ" TIN PLATED ON SOLDER TAIL, NICKEL UNDERPLATED OVERALL
- COVER: STAINLESS STEEL
- THIS PRODUCT DOESN'T CONTAIN ENVIRONMENTAL HAZARDOUS MATERIALS PER DIRECTIVE 2002/95/EC FOR RoHS.

TOLERANCE	m/m	APPROVALS	DATE	TITLE	Amphenol® Amphenol Corporation Amphenol Taiwan Corporation			
x.	±0.50	DRAWN Hank Hsu	05/25/07	GSD SERIES SD CARD CONNECTOR SMT TYPE, 9 POSITIONS PUSH-PUSH TYPE	SCALE	N.A.	SHEET 1 OF 1	
x.x	±0.30	CHECKED Sondra Sang	05/25/07		DRAWING NO.	OTHER-GSD09002PEU-29	REV.	C
x.xx	±0.20	APPROVED Hank Hsu	05/25/07		SIZE	A4	PART NO.	GSD 09 002 PEU
x.xxx	±0.10			UNIT	MM			
ANGULAR	±2°							
UNLESS OTHERWISE SPECIFIED								