## APPLICATION AND FEATURES

1.Side ond end stackable(on unbrlken edges).
2.Noteches for easy breakable.
3.Maintains the dimension between two P.C Board.
4.Varizble pin length,gold or tin plated.
5.Standlffs facilitate plsty solderingt clean.

## SPECIFICATIONS

Current Rating:3A
Insulator resistance:5000M Min
Dielectric withstandinga:AC 500V
Operating Temperature:-40° C~ +105° C
Contact Material:Brass or Phosphor bronze
Lnsuiator Material:Polyester,UL94V-0
Standard:P.B.T
Finish:Tin,gold Duplex plated
Note:
Duples plating:gold plated on contact area,
Tin on solder area

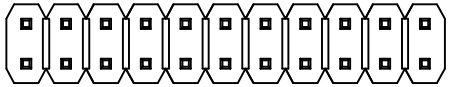

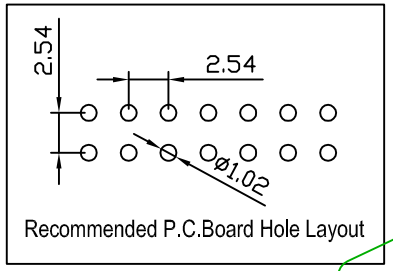


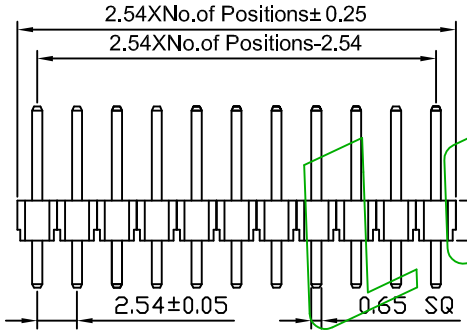


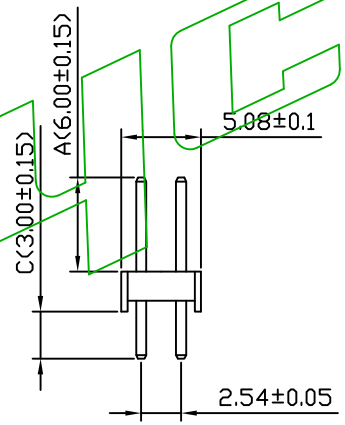


**31X-2 XX-S 1 1 1-XXX**

**Insulator Height:**
3=1.50mm 5=1.50mm

**Number of Row:**
2=Double Row

**Number of Postion:**
02 ~ 80 PIN

**Tail & Mounting Style:**
S = Straight DIP Type

**Pin Length:**
XXX=A+H+C

**Tiers Of Body:**
1=Single Tier

**Insulator Material:**
1=PBT 2=LCP 3=PA46

**Contact Plated:**
0=Tin 1=Gold Flash
2=Gold 3u" 3=Gold 5u"
5=Gold 15u" 6=Gold 30u"

| | | | | | | | | | | | | |
|---|---|---|---|---|---|---|---|---|---|---|---|---|
| E | | | Units | mm | Scale | 2:1 | Drawing By | Date | leyconn | 深圳市联益康电子有限公司 | | |
| D | | | Tolerance Unless Otherwise Specified | | | | Vance | 2004/07/12 | Http://www.leyconn.com | TEL:+86(755)26078616 | FAX:26070522 | |
| C | | | | | | | Reviewed By | Date | Date | 2004/07/12 | Title | 2.54mm PIN Header L=11.60 |
| B | | | .X ~ ±0.30 | | | | Sandy | 2004/07/12 | Sheet | 1 of 1 | | |
| A | RELEASED | 07/12/04 | .XX ~ ±0.25 | | | | Approvai By | Date | Thirt Angle Projection | Drawing No. | | REV |
| | | | .XXX ~ ±0.20 | | | | | | | | | |
| REV | ECN.NO. | Date | Angle ~ ± 3° | | | | Jon Chuo | 2004/07/12 | | F/Name | | A |