

LK Series

- Standard series General purples
- Endurance: 85°C 2000 hours
- RoHS Compliant

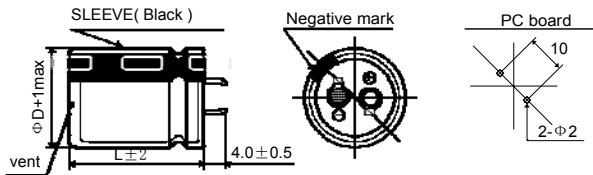


◆ SPECIFICATIONS

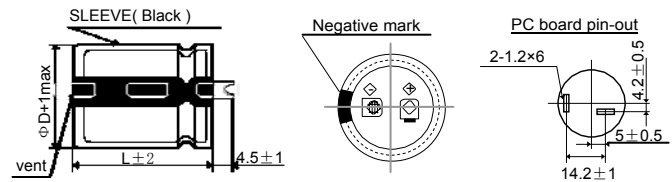
Items	Characteristics																																		
Category																																			
Temperature Range	-40~+85°C	-25~+85°C																																	
Rated Voltage Range	10~250V.DC	315~450V.DC																																	
Capacitance Tolerance	±20% (M) (at 20°C, 120Hz)																																		
Leakage Current	$I \leq 3 \sqrt{CV}$ Where, I : Max. leakage current (µA), C : Nominal capacitance (µF), V : Rated voltage (V) (at 20°C after 5 minutes)																																		
Dissipation Factor (tan δ)	<table border="1"> <thead> <tr> <th>Rated voltage (Vdc)</th> <th>10V</th> <th>16V</th> <th>25V</th> <th>35V</th> <th>50V</th> <th>63V</th> <th>80V</th> <th>100V</th> <th>160 to 400V</th> <th>420 to 450V</th> </tr> </thead> <tbody> <tr> <td>tanδ (Max.)</td> <td>0.50</td> <td>0.40</td> <td>0.30</td> <td>0.25</td> <td>0.20</td> <td>0.15</td> <td>0.15</td> <td>0.15</td> <td>0.15</td> <td>0.15</td> </tr> </tbody> </table> (at 20°C, 120Hz)		Rated voltage (Vdc)	10V	16V	25V	35V	50V	63V	80V	100V	160 to 400V	420 to 450V	tanδ (Max.)	0.50	0.40	0.30	0.25	0.20	0.15	0.15	0.15	0.15	0.15											
Rated voltage (Vdc)	10V	16V	25V	35V	50V	63V	80V	100V	160 to 400V	420 to 450V																									
tanδ (Max.)	0.50	0.40	0.30	0.25	0.20	0.15	0.15	0.15	0.15	0.15																									
Low Temperature Characteristics (Max. Impedance Ratio)	<table border="1"> <thead> <tr> <th>Rated voltage (Vdc)</th> <th>10V</th> <th>16V</th> <th>25V</th> <th>35V</th> <th>50V</th> <th>63V</th> <th>80V</th> <th>100V</th> <th>160 to 400V</th> <th>420 to 450V</th> </tr> </thead> <tbody> <tr> <td>Z(-25°C)/Z(+20°C)</td> <td>4</td> <td>4</td> <td>3</td> <td>3</td> <td>2</td> <td>2</td> <td>2</td> <td>2</td> <td>4</td> <td>8</td> </tr> <tr> <td>Z(-40°C)/Z(+20°C)</td> <td>15</td> <td>15</td> <td>10</td> <td>8</td> <td>6</td> <td>6</td> <td>5</td> <td>5</td> <td>-</td> <td>-</td> </tr> </tbody> </table> (at 120Hz)		Rated voltage (Vdc)	10V	16V	25V	35V	50V	63V	80V	100V	160 to 400V	420 to 450V	Z(-25°C)/Z(+20°C)	4	4	3	3	2	2	2	2	4	8	Z(-40°C)/Z(+20°C)	15	15	10	8	6	6	5	5	-	-
Rated voltage (Vdc)	10V	16V	25V	35V	50V	63V	80V	100V	160 to 400V	420 to 450V																									
Z(-25°C)/Z(+20°C)	4	4	3	3	2	2	2	2	4	8																									
Z(-40°C)/Z(+20°C)	15	15	10	8	6	6	5	5	-	-																									
Endurance	The following specifications shall be satisfied when the capacitors are restored to 20°C after subjected to DC voltage with the rated ripple current is applied for 2,000 hours at 85°C																																		
	Capacitance change	≤20% of the initial value																																	
	D.F. (tan δ)	≤200% of the initial specified value																																	
	Leakage current	≤The initial specified value																																	
Shelf Life	The following specifications shall be satisfied when the capacitors are restored to 20°C after exposing them for 1,000 hours at 85°C without voltage applied.																																		
	Capacitance change	≤20% of the initial value																																	
	D.F. (tan δ)	≤150% of the initial specified value																																	
	Leakage current	≤200% The initial specified value																																	

◆ DIMENSIONS [mm]

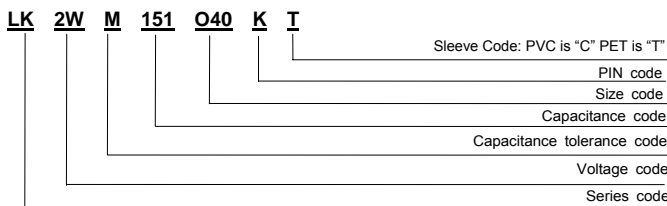
- Terminal Code : VS (Φ22 to Φ35) : Standard



- Terminal Code : LI (Φ35)



◆ PART NUMBERING SYSTEM



※Sleeve Code and Terminal Code should follow the part number system

◆ RATED RIPPLE CURRENT MULTIPLIERS

Frequency correction factor for ripple current (Hz)

W.V	120	1K	10K	100K
10-50	1.00	1.03	1.05	1.08
63-100	1.00	1.07	1.13	1.19
160-250	1.00	1.32	1.45	1.50
315-450	1.00	1.30	1.41	1.43

The endurance of capacitors is shorted with internal heating produced by ripple current at the rate of halving the lifetime with every 5°C rise. When long life performance is required in actual use, the rms ripple current has to be reduced.